

REMEMBERING THE KANJI
VOL. I

*A complete course on how not to forget
the meaning and writing
of Japanese characters*

James W. Heisig

FOURTH EDITION

JAPAN PUBLICATIONS TRADING CO., LTD.

©1977 by James W. Heisig

All rights reserved, including the right to reproduce this book or portions thereof in any form without the written permission of the publisher.

Published by JAPAN PUBLICATIONS TRADING CO., LTD.

1-2-1 Sarugaku-chō, Chiyoda-ku, Tokyo, 101-0064 Japan

First edition: 1977

Second edition: 1985

Third edition, First printing: July 1986

Fifteenth printing: November 1999

Fourth edition, First printing: September 2001

Distributors:

UNITED STATES: Kodansha America, Inc. through

Oxford University Press, 198 Madison Avenue, New York, N. Y. 10016

CANADA: Fitzhenry & Whiteside Ltd., 195 Allstate Parkway, Markham,

Ontario L3R 4T8

UNITED KINGDOM AND EUROPE: Premier Book Marketing Ltd.,

Clarendon House, 52 Cornmarket Street, Oxford OX1 3HJ, England

AUSTRALIA AND NEW ZEALAND: Bookwise International, 54 Crittenden Road,

Findon, South Australia 5023, Australia

ASIA AND JAPAN: Japan Publications Trading Co., Ltd.,

1-2-1 Sarugaku-chō, Chiyoda-ku, Tokyo, 101-0064 Japan

0 9 8 7 6 5 4 3 2 1

ISBN 4-88996-075-9

Printed in Japan

Contents

Introduction	1
Note to the 4th Edition	8
PART ONE: <i>Stories</i> (Lessons 1–12)	13
PART TWO: <i>Plots</i> (Lessons 13–19)	127
PART THREE: <i>Elements</i> (Lessons 20–56)	197
Indexes	
I. Kanji	473
II. Primitive Elements	491
III. Kanji Arranged in Order of Strokes	495
IV. Key Words and Primitive Meanings	505

Introduction

THE AIM OF THIS book is to provide the student of Japanese with a simple method for correlating the writing and the meaning of Japanese characters in such a way as to make them both easy to remember. It is intended not only for the beginner, but also for the more advanced student looking for some relief to the constant frustration of forgetting how to write the kanji and some way to systematize what he or she already knows. By showing how to break down the complexities of the Japanese writing system into its basic elements and suggesting ways to reconstruct meanings from those elements, the method offers a new perspective from which to learn the kanji.

There are, of course, many things that the pages of this book will *not* do for you. You will read nothing about how kanji combine to form compounds. Nor is anything said about the various ways to pronounce the characters. Furthermore, all questions of grammatical usage have been omitted. These are all matters that need specialized treatment in their own right. Meantime, remembering the meaning and the writing of the kanji—perhaps the single most difficult barrier to learning Japanese—can be greatly simplified if the two are isolated and studied apart from everything else.

What makes forgetting the kanji so natural is their *lack of connection with normal patterns of visual memory*. We are used to hills and roads, to the faces of people and the skylines of cities, to flowers, animals, and the phenomena of nature. And while only a fraction of what we see is readily recalled, we are confident that, given proper attention, anything we choose to remember, we can. That confidence is lacking in the world of the kanji. The closest approximation to the kind of memory patterns required by the kanji is to be seen in the various alphabets and number-systems we know. The difference is that while these symbols are very few and often sound-related, the kanji number in the thousands and have no consistent phonetic value. Nonetheless, traditional methods for learning the characters have been the same as those for learning alphabets: drill the shapes one by one, again and again, year after year. Whatever ascetical value there is in such an exercise, the more efficient way would be to relate the characters to something other than their sounds in the first place, and so to break ties with the visual memory we rely on for learning our alphabets.

The origins of the Japanese writing system can be traced back to ancient China and the eighteenth century before the Christian era. In the form in which we find Chinese writing codified some 1,000 years later, it was made up largely of pictographic, detailed glyphs. These were further transformed and stylized down through the centuries, so that by the time the Japanese were introduced to the kanji by Buddhist monks from Korea and started experimenting with ways to adapt the Chinese writing system to their own language (about the fourth to seventh centuries of our era), they were already dealing with far more ideographic and abstract forms. The Japanese made their own contributions and changes in time, as was to be expected. And like every modern Oriental culture that uses the kanji, they continue to do so, though now more in matters of usage than form.

So fascinating is this story that many have encouraged the study of etymology as a way to remember the kanji. Unfortunately, the student quickly learns the many disadvantages of such an approach. As charming as it is to see the ancient drawing of a woman etched behind its respective kanji, or to discover the rudimentary form of a hand or a tree or a house, when the character itself is removed, the clear visual memory of the familiar object is precious little help for recalling how to write it. Proper etymological studies are most helpful *after* one has learned the general-use kanji. Before that, they only add to one's memory problems. We need a still more radical departure from visual memory.

Let me paint the impasse in another, more graphic, way. Picture yourself holding a kaleidoscope up to the light as still as possible, trying to fix in memory the particular pattern that the play of light and mirrors and colored stones has created. Chances are you have such an untrained memory for such things that it will take some time; but let us suppose that you succeed after ten or fifteen minutes. You close your eyes, trace the pattern in your head, and then check your image against the original pattern until you are sure you have it remembered. Then someone passes by and jars your elbow. The pattern is lost, and in its place a new jumble appears. Immediately your memory begins to scramble. You set the kaleidoscope aside, sit down, and try to draw what you had just memorized, but to no avail. There is simply nothing left in memory to grab hold of. The kanji are like that. One can sit at one's desk and drill a half dozen characters for an hour or two, only to discover on the morrow that when something similar is seen, the former memory is erased or hopelessly confused by the new information.

Now the odd thing is not that this occurs, but rather that, instead of openly admitting one's distrust of purely visual memory, one accuses oneself of a poor memory or lack of discipline and keeps on following the same routine. Thus, by placing the blame on a poor visual memory, one overlooks the possibility of

another form of memory that could handle the task with relative ease: *imaginative memory*.

By imaginative memory I mean the faculty to recall images created purely in the mind, with no actual or remembered visual stimuli behind them. When we recall our dreams we are using imaginative memory. The fact that we sometimes conflate what happened in waking life with what merely occurred in a dream is an indication of how powerful those imaginative stimuli can be. While dreams may be broken up into familiar component parts, the composite whole is fantastical and yet capable of exerting the same force on perceptual memory as an external stimulus. It is possible to use imagination in this way also in a waking state and harness its powers for assisting a visual memory admittedly ill-adapted for remembering the kanji.

In other words, if we could discover a limited number of basic elements in the characters and make a sort of alphabet out of them, assigning to each its own image, fusing them together to form other images, and so building up complex tableaux in imagination, the impasse created by purely visual memory might be overcome. Such an imaginative alphabet would be every bit as rigorous as a phonetic one in restricting each basic element to one basic value; but its grammar would lack many of the controls of ordinary language and logic. It would be like a kind of dream-world where anything at all might happen, and happen differently in each mind. Visual memory would be used minimally, to build up the alphabet. After that, one would be set loose to roam freely inside the magic lantern of imaginative patterns according to one's own preferences.

In fact, most students of the Japanese writing system do something similar from time to time, devising their own mnemonic aids but never developing an organized approach to their use. At the same time, most of them would be embarrassed at the academic silliness of their own secret devices, feeling somehow that there is no way to refine the ridiculous ways their mind works. Yet if it *does* work, then some such irreverence for scholarship and tradition seems very much in place. Indeed, shifting attention from why one *forgets* certain kanji to why one *remembers* others should offer motivation enough to undertake a more thorough attempt to systematize imaginative memory.

The basic alphabet of the imaginative world hidden in the kanji we may call, following traditional terminology, *primitive elements* (or simply *primitives*). These are not to be confused with the so-called “radicals” which form the basis of etymological studies of sound and meaning, and now are used for the lexical ordering of the characters. In fact, most of the radicals are themselves primitives, but the number of primitives is not restricted to the traditional list of radicals.

The primitives, then, are the fundamental strokes and combinations of strokes from which all the characters are built up. Calligraphically speaking,

there are only nine possible kinds of strokes in theory, seventeen in practice. A few of these will be given *primitive meanings*; that is, they will serve as fundamental images. Simple combinations will yield new primitive meanings in turn, and so on as complex characters are built up. If these primitives are presented in orderly fashion, the taxonomy of the most complex characters is greatly simplified and no attempt need be made to memorize the primitive alphabet apart from actually using it.

The number of primitives, as we are understanding the term, is a moot question. Traditional etymology counts some 224 of them. We shall draw upon these freely, and also ground our primitive meanings in traditional etymological meanings, without making any particular note of the fact as we proceed. We shall also be departing from etymology to avoid the confusion caused by the great number of similar meanings for differently shaped primitives. Wherever possible, then, the generic meaning of the primitives will be preserved, although there are cases in which we shall have to specify that meaning in a different way, or ignore it altogether, so as to root imaginative memory in familiar visual memories. Should the student later turn to etymological studies, the procedure we have followed will become more transparent, and should not cause any obstacles to the learning of etymologies. The list of elements that we have singled out as primitives proper (INDEX II) is restricted to the following four classes: basic elements that are not kanji, kanji that appear as basic elements in other kanji with great frequency, kanji that change their meaning when they function as parts of other kanji, and kanji that change their shape when forming parts of other kanji. Any kanji that keeps both its form and its meaning and appears as part of another kanji *functions* as a primitive, whether or not it occurs with enough frequency to draw attention to it as such.

The 2,042 characters chosen for study in these pages (given in the order of presentation in INDEX I and arranged according to the number of strokes in INDEX III) include the basic 1,850 general-use kanji established as standard by the Japanese Ministry of Education in 1946,¹ roughly another 60 used chiefly in proper names, and a handful of characters that are convenient for use as primitive elements. Each kanji is assigned a *key word* that represents its basic meaning, or one of its basic meanings. The key words have been selected on the basis of how a given kanji is used in compounds and on the meaning it has on its own. There is no repetition of key words, although many are nearly synonymous. In these cases, it is important to focus on the particular flavor that that word enjoys in English, so as to evoke connotations distinct from similar key words. To be sure, many of the characters carry a side range of connotations

¹ In 1981 an additional 95 characters were added to this list. They have been incorporated into later editions of this book.

not present in their English equivalents, and vice versa; many even carry several ideas not able to be captured in a single English word. By simplifying the meanings through the use of key words, however, one becomes familiar with a kanji and at least one of its principal meanings. The others can be added later with relative ease, in much the same way as one enriches one's understanding of one's native tongue by learning the full range of feelings and meanings embraced by words already known.

Once we have the primitive meanings and the key word relevant to a particular kanji (cataloged in INDEX IV), the task is to create a composite ideogram. Here is where fantasy and memory come into play. The aim is to shock the mind's eye, to disgust it, to enchant it, to tease it, or to entertain it in any way possible so as to brand it with an image intimately associated with the key word. That image in turn, inasmuch as it is composed of primitive meanings, will dictate precisely how the kanji is to be penned—stroke for stroke, jot for jot. Many characters, perhaps the majority of them, can be so remembered on a first encounter, provided sufficient time is taken to fix the image. Others will need to be reviewed by focusing on the association of key-word and primitive elements. In this way, mere drill of visual memory is all but entirely eliminated.

Since the goal is not simply to remember a certain number of kanji, but also to learn *how* to remember them (and others not included in this book), the course has been divided into three parts. PART ONE provides the full associative story for each character. By directing the reader's attention, at least for the length of time it takes to read the explanation and relate it to the written form of the kanji, most of the work is done for the student even as a feeling for the method is acquired. In PART TWO, only the skeletal plots of the stories are presented, and the individual must work out his or her own details by drawing on personal memory and fantasy. PART THREE, which comprises the major portion of the course, provides only the key word and the primitive meanings, leaving the remainder of the process to the student.

It will soon become apparent that the most critical factor is the *order of learning the kanji*. The actual method is simplicity itself. Once more basic characters have been learned, their use as primitive elements for other kanji can save a great deal of effort and enable one to review known characters at the same time as one is learning new ones. Hence to approach this course haphazardly, jumping ahead to the later lessons before studying the earlier ones, will entail a considerable loss of efficiency. If one's goal is to learn to write the entire list of general-use characters, then it seems best to learn them in the order best suited to memory, not in order of frequency or according to the order in which they are taught to Japanese children. Should the individual decide to pursue some other course, however, the indexes should provide all

the basic information for finding the appropriate frame and the primitives referred to in that frame.

It may surprise the reader casually leafing through these pages not to find a single drawing or pictographic representation. This is fully consistent with what was said earlier about placing the stress on imaginative memory. For one thing, pictographs are an unreliable way to remember all but very few kanji; and even in these cases, the pictograph should be *discovered* by the student by toying with the forms, pen in hand, rather than *given* in one of its historical graphic forms. For another, the presentation of an image actually inhibits imagination and restricts it to the biases of the artist. This is as true for the illustrations in a child's collection of fairy tales as it is for the various phenomena we shall encounter in the course of this book. The more original work the individual does with an image, the easier will it be to remember a kanji.

Before setting out on the course plotted in the following pages, attention should be drawn to a few final points. In the first place, one must be warned about setting out too quickly. It should not be assumed that because the first characters are so elementary, they can be skipped over hastily. The method presented here needs to be learned step by step, lest one find oneself forced later to retreat to the first stages and start over; 20 or 25 characters per day would not be excessive for someone who has only a couple of hours to give to study. If one were to study them full-time, there is no reason why the entire course could not be completed successfully in four to six weeks. By the time PART ONE has been traversed, the student should have discovered a rate of progress suitable to the time available.

Second, the repeated advice given to study the characters with pad and pencil should be taken seriously. While simply remembering the characters does not, one will discover, demand that they be written, there is really no better way to improve the aesthetic appearance of one's writing and acquire a "natural feel" for the flow of the kanji than by writing them. The method will spare one the toil of writing the same character over and over in order to learn it, but it will not supply the fluency at writing that comes only with constant practice. If pen and paper are inconvenient, one can always make do with the palm of the hand, as the Japanese do. It provides a convenient square space for jotting on with one's index finger when riding in a bus or walking down the street.

Third, the kanji are best reviewed by beginning with the key word, progressing to the respective story, and then writing the character itself. Once one has been able to perform these steps, reversing the order follows as a matter of course. More will be said about this later in the book.

In the fourth place, it is important to note that the best order for *learning* the kanji is by no means the best order for *remembering* them. They need to be recalled when and where they are met, not in the sequence in which they are

presented here. For that purpose, recommendations are given in LESSON 5 for designing flash cards for random review.

Finally, it seems worthwhile to give some brief thought to any ambitions one might have about “mastering” the Japanese writing system. The idea arises from, or at least is supported by, a certain bias about learning that comes from overexposure to schooling: the notion that language is a cluster of skills that can be rationally divided, systematically learned, and certified by testing. The kanji, together with the wider structure of Japanese—and indeed of *any* language for that matter—resolutely refuse to be mastered in this fashion. The rational order brought to the kanji in this book is only intended as an aid to get you close enough to the characters to befriend them, let them surprise you, inspire you, enlighten you, resist you, and seduce you. But they cannot be mastered without a full understanding of their long and complex history and an insight into the secret of their unpredictable vitality—all of which is far too much for a single mind to bring to the tip of a single pen.

That having been said, the goal of this book is still to attain native proficiency in writing the Japanese characters and associating their meanings with their forms. If the logical systematization and the playful irreverence contained in the pages that follow can help spare even a few of those who pick the book up the grave error of deciding to pursue their study of the Japanese language without aspiring to such proficiency, the efforts that went into it will have more than received their reward.

Kamakura, Japan
10 February 1977

Note to the 4th Edition

IN PREPARING A new layout and typesetting of this fourth edition, I was tempted to rethink many of the key words and primitive meanings, and to adjust the stories accordingly. After careful consideration and review of the hundreds of letters I have received from students all over the world, as well as the changes that were introduced in the French and Spanish versions of the book,² I have decided to let it stand as it is with only a few exceptions.

There are, however, two related questions that come up with enough frequency to merit further comment at the outset: the use of this book in connection with formal courses of Japanese and the matter of pronunciation or “readings” of the kanji.

The reader will not have to finish more than a few lessons to realize that this book was designed for self-learning. What may not be so apparent is that *using it to supplement the study of kanji in the classroom or to review for examinations has an adverse influence on the learning process*. The more you try to combine the study of the written kanji through the method outlined in these pages with traditional study of the kanji, the less good this book will do you. I know of no exceptions.

Virtually all teachers of Japanese, native and foreign, would agree with me that learning to write the kanji with native proficiency is the greatest single obstacle to the foreign adult approaching Japanese—indeed so great as to be *presumed* insurmountable. After all, if even well-educated Japanese study the characters formally for nine years, use them daily, and yet frequently have trouble remembering how to reproduce them, much more than English-speaking people have with the infamous spelling of their mother tongue, is it not unrealistic to expect that even with the best of intentions and study methods those not raised with the kanji from their youth should manage the feat? Such an attitude may never actually be spoken openly by a teacher standing before a class, but as long as the teacher believes it, it readily becomes a self-

² The French adaptation was prepared by Yves Maniette under the title *Les kanji dans la tête: Apprendre à ne pas oublier le sens et l'écriture des caractères japonais* (Gramagraf SCCL, 1998). The Spanish version, prepared in collaboration with Marc Bernabé and Verònica Calafell, is *Kanji para recordar: Curso mnemotécnico para el aprendizaje de la escritura y el significado de los caracteres japoneses* (Barcelona: Editorial Herder, 2001).

fulfilling prophecy. This attitude is then transmitted to the student by placing greater emphasis on the supposedly simpler and more reasonable skills of learning to speak and read the language. In fact, as this book seeks to demonstrate, nothing could be further from the truth.

To begin with, the writing of the kanji is the most completely rational part of the language. Over the centuries, the writing of the kanji has been simplified many times, always with rational principles in mind. Aside from the Korean *hangul*, there may be no writing system in the world as logically structured as the Sino-Japanese characters are. The problem is that the usefulness of this inner logic has not found its way into learning the kanji. On the contrary, it has been systematically ignored. Those who have passed through the Japanese school system tend to draw on their own experience when they teach others how to write. Having begun as small children in whom the powers of abstraction are relatively undeveloped and for whom constant repetition is the only workable method, they are not likely ever to have considered reorganizing their pedagogy to take advantage of the older student's facility with generalized principles.

So great is this neglect that I would have to say that I have never met a Japanese teacher who can claim to have taught a foreign adult to write the basic general-use kanji that all high-school graduates in Japan know. Never. Nor have I ever met a foreign adult who would claim to have learned to write at this level from a native Japanese teacher. I see no reason to assume that the Japanese are better suited to teach writing because it is, after all, their language. Given the rational nature of the kanji, precisely the opposite is the case: the Japanese teacher is an impediment to learning to associate the meanings of the kanji with their written form. The obvious victim of the conventional methods is the student, but on a subtler level the reconfirmation of unquestioned biases also victimizes the Japanese teachers themselves, the most devoted of whom are prematurely denied the dream of fully internationalizing their language.

There are additional problems with using this book in connection with classroom study. For one thing, as explained earlier in the INTRODUCTION, the efficiency of the study of the kanji is directly related to the order in which they are learned. Formal courses introduce kanji according to different principles that have nothing to do with the writing. More often than not, the order in which Japan's Ministry of Education has determined children should learn the kanji from primary through middle school, is the main guide. Obviously, learning the writing is far more important than being certified to have passed some course or other. And just as obviously, one needs to know *all* the general-use kanji for them to be of any use for the literate adult. When it comes to reading basic materials, such as newspapers, it is little consolation to know half or even three-quarters of them. The crucial question for pedagogy, therefore,

is not what is the best way to qualify at some intermediate level of proficiency, but simply how to learn all the kanji in the most efficient and reliable manner possible. For this, the traditional “levels” of kanji proficiency are simply irrelevant. The answer, I am convinced, lies in self-study, following an order based on learning all the kanji.

I do not myself know of any teacher of Japanese who has attempted to use this book in a classroom setting. My suspicion is that they would soon abandon the idea. The book is based on the idea that the writing of the kanji can be learned on its own and independently of any other aspect of the language. It is also based on the idea that the pace of study is different from one individual to another, and for each individual, from one week to the next. Organizing study to the routines of group instruction runs counter to those ideas.

This brings us to our second question. The reasons for isolating the writing of the kanji from their pronunciation follow more or less as a matter of course from what has been said. The reading and writing of the characters are taught simultaneously on the grounds that one is useless without the other. This only begs the basic question of why they could not better, and more quickly, be taught one *after* the other, concentrating on what is for the foreigner the simpler task, writing, and later turning to the more complicated, the reading.

One has only to look at the progress of non-Japanese raised with kanji to see the logic of the approach. When Chinese adult students come to the study of Japanese, they already know what the kanji mean and how to write them. They have only to learn how to read them. The progress they make in comparison with their Western counterparts is usually attributed to their being “Oriental.” In fact, Chinese grammar and pronunciation have about as much to do with Japanese as English does. It is their knowledge of the meaning and writing of the kanji that gives the Chinese the decisive edge. My idea was simply to learn from this common experience and give the kanji an English reading. Having learned to write the kanji in this way—which, I repeat, is the most logical and rational part of the study of Japanese—one is in a much better position to concentrate on the often irrational and unprincipled problem of learning to pronounce them.

In a word, it is hard to imagine a *less* efficient way of learning the reading and writing of the kanji than to study them simultaneously. And yet this is the method that all Japanese textbooks and courses follow. The bias is too deeply ingrained to be rooted out by anything but experience to the contrary.

Many of these ideas and impressions, let it be said, only developed after I had myself learned the kanji and published the first edition of this book. At the time I was convinced that proficiency in writing the kanji could be attained in four to six weeks if one were to make a full-time job of it. Of course, the claim raised more eyebrows than hopes among teachers with far more experience

than I had. Still, my own experience with studying the kanji and the relatively small number of individuals I have directed in the methods of this book, bears that estimate out, and I do not hesitate to repeat it here.

A word about how the book came to be written. I began my study of the kanji one month after coming to Japan with absolutely no previous knowledge of the language. Because travels through Asia had delayed my arrival by several weeks, I took up residence at a language school in Kamakura and began studying on my own without enrolling in the course already in progress. A certain impatience with my own ignorance compared to everyone around me, coupled with the freedom to devote myself exclusively to language studies, helped me during those first four weeks to make my way through a basic introductory grammar. This provided a general idea of how the language was constructed but, of course, almost no facility in using any of it.

Through conversations with the teachers and other students, I quickly picked up the impression that I had best begin learning the kanji as soon as possible, since this was sure to be the greatest chore of all. Having no idea at all how the kanji “worked” in the language, yet having found my own pace, I decided—against the advice of nearly everyone around me—to continue to study on my own rather than join one of the beginners’ classes.

The first few days I spent pouring over whatever I could find on the history and etymology of the Japanese characters, and examining the wide variety of systems on the market for studying them. It was during those days that the basic idea underlying the method of this book came to me. The following weeks I devoted myself day and night to experimenting with the idea, which worked well enough to encourage me to carry on with it. Before the month was out I had learned the meaning and writing of some 1,900 characters and had satisfied myself that I would retain what I had memorized. It was not long before I became aware that something extraordinary had taken place.

For myself, the method I was following seemed so simple, even childish, that it was almost an embarrassment to talk about it. And it had happened as such a matter of course that I was quite unprepared for the reaction it caused. On the one hand, some at the school accused me of having a short-term photographic memory that would fade with time. On the other hand, there were those who pressed me to write up my “methods” for their benefit. But it seemed to me that there was too much left to learn of the language for me to get distracted by either side. Within a week, however, I was persuaded at least to let my notes circulate. Since most everything was either in my head or jotted illegibly in notebooks and on flash cards, I decided to give an hour each day to writing everything up systematically. One hour soon became two, then three, and in no time at all I had laid everything else aside to complete the task. By the end of that third month I brought a camera-ready copy to Nanzan Uni-

versity in Nagoya for printing. During the two months it took to prepare it for printing I added an INTRODUCTION. Through the kind help of Mrs. Iwamoto Keiko of Tuttle Publishing Company, most of the 500 copies were distributed in Tokyo bookstores, where they sold out within a few months. After the month I spent studying how to write the kanji, I did not return to any formal review of what I had learned. (I was busy trying to devise another method for simplifying the study of the reading of the characters, which was later completed as a companion volume to the first.³) When I would meet a new character, I would learn it as I had the others, but I have never felt the need to retrace my steps or repeat any of the work. Admittedly, the fact that I now use the kanji daily in my teaching, research, and writing is a distinct advantage. But I remain convinced that whatever facility I have I owe to the procedures outlined in this book.

Perhaps only one who has seen the method through to the end can appreciate both how truly uncomplicated and obvious it is, and how accessible to any average student willing to invest the time and effort. For while the method is *simple* and does eliminate a great deal of wasted effort, the task is still not an *easy* one. It requires as much stamina, concentration, and imagination as one can bring to it.

James W. Heisig
Barcelona, Spain
21 December 2000

³ *Remembering the Kanji II: A Systematic Guide to Reading Japanese Characters* (Tokyo: Japan Publications Trading Co., 9th impression, 1998). This was later followed by *Remembering the Kanji III: Writing and Reading Japanese Characters for Upper-Level Proficiency* (Tokyo: Japan Publications Trading Co., 2nd impression, 1995), prepared with Tanya Sienko.

PART ONE

Stories

Lesson 1

LET US BEGIN with a group of 15 kanji, all of which you probably knew before you ever cracked the covers of this book. Each kanji has been provided with a single *key word* to represent the basic meaning. Some of these characters will also serve later as *primitive elements* to help form other kanji, when they will take a meaning different from the meaning they have as kanji. Although it is not necessary at this stage to memorize the special primitive meaning of these characters, a special remark preceded by a star (*) has been appended to alert you to the change in meaning.

The *number of strokes* of each character is given in square brackets at the end of each explanation, followed by the stroke-by-stroke *order of writing*. It cannot be stressed enough how important it is to learn to write each kanji in its proper order. As easy as these first characters may seem, study them all with a pad and pencil to get into the habit from the very start.

Finally, note that each key word has been carefully chosen and should not be tampered with in any way if you want to avoid confusion later on.

1


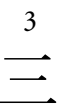


one



In Chinese characters, the number **one** is laid on its side, unlike the Roman numeral 1 which stands upright. As you would expect, it is written from left to right. [1]



* As a primitive element, the key-word meaning is discarded, and the single horizontal stroke takes on the meaning of *floor* or *ceiling*, depending on its position: if it stands above another primitive, it means *ceiling*; if below, *floor*.

<p>2</p> 	<p style="text-align: right;">two</p> <p>Like the Roman numeral II, which reduplicates the numeral I, the kanji for two is a simple reduplication of the horizontal stroke that means <i>one</i>. The order of writing goes from above to below, with the first stroke slightly shorter. [2]</p> <p style="text-align: center;">一 二</p>
<p>3</p> 	<p style="text-align: right;">three</p> <p>And like the Roman numeral III, which triples the numeral I, the kanji for three simply triples the single horizontal stroke. In writing it, think of “1 + 2 = 3” (一 + 二 = 三) in order to keep the middle stroke shorter. [3]</p> <p style="text-align: center;">一 二 三</p>
<p>4</p> 	<p style="text-align: right;">four</p> <p>This character is composed of two primitive elements, <i>mouth</i> 口 and <i>human legs</i> 儿, both of which we will meet in the coming lessons. Assuming that you already knew how to write this kanji, we will pass over the “story” connected with it until later.</p> <p>Note how the second stroke is written left-to-right and then top-to-bottom. This is consistent with what we have already seen in the first three numbers and leads us to a general principle that will be helpful when we come to more complicated kanji later on: WRITE NORTH-TO-SOUTH, WEST-TO-EAST, NORTHWEST-TO-SOUTHEAST. [5]</p> <p style="text-align: center;">丨 凵 卩 卩 卩 卩</p>
<p>5</p> 	<p style="text-align: right;">five</p> <p>As with <i>four</i>, we shall postpone learning the primitive elements that make up this character. Note how the general principle we</p>

just learned in the preceding frame applies to the writing of the character for **five**. [4]

一 丿 𠄎 五

6

six

六

The primitives here are *top hat* and *animal legs*. Once again, we glide over them until later. [4]

丶 亠 𠄎 六

7

seven

七

Note that the first stroke “cuts” through the second. This distinguishes **seven** from the character for *spoon* 匕 (FRAME 444), in which the horizontal stroke stops short. [2]

一 七

* As a primitive, this form takes on the meaning of *diced*, i.e., “cut” into little pieces, consistent both with the way the character is written and with its association with the kanji for *cut* 切 to be learned in a later lesson (FRAME 85).

8

eight

八

Just as the Arabic numeral “8” is composed of a small circle followed by a larger one, so the kanji for **eight** is composed of a short line followed by a longer line, slanting towards it but not touching it. And just as the “lazy 8” ∞ is the mathematical symbol for “infinity,” so the expanse opened up below these two strokes is associated by the Japanese with the sense of an infinite expanse or something “all-encompassing.” [2]

ノ 八

9

nine

九

If you take care to remember the stroke order of this kanji, you will not have trouble later keeping it distinct from the kanji for *power* 力 (FRAME 858). [2]

丿 九

* As a primitive, we shall use this kanji to mean *baseball team* or simply *baseball*. The meaning, of course, is derived from the *nine* players who make up a team.

10

ten

十

Turn this character 45° either way and you have the x used for the Roman numeral **ten**. [2]

一 十

* As a primitive, this character sometimes keeps its meaning of *ten* and sometimes signifies *needle*, this latter derived from the kanji for *needle* 針 (FRAME 274). Since the primitive is used in the kanji itself, there is no need to worry about confusing the two. In fact, we shall be following this procedure regularly.

11

mouth

口

Like several of the first characters we shall learn, the kanji for **mouth** is a clear pictograph. Since there are no circular shapes in the kanji, the square must be used to depict the circle. [3]

丨 𠃉 口

* As a primitive, this form also means *mouth*. Any of the range of possible images that the word suggests—an opening or entrance to a cave, a river, a bottle, or even the largest hole in your head—can be used for the primitive meaning.

12

day

日

This kanji is intended to be a pictograph of the sun. Recalling what we said in the previous frame about round forms, it is easy to detect the circle and the big smile that characterize our simplest drawings of the sun—like those yellow badges with the words, “Have a nice **day!**” [4]

* Used as a primitive, this kanji can mean *sun* or *day* or a *tongue wagging in the mouth*. This latter meaning, incidentally, derives from an old character outside the standard list meaning something like “sayeth” and written almost exactly the same, except that the stroke in the middle does not touch the right side (𠄎, FRAME 578).

13

month

月

This character is actually a picture of the moon, with the two horizontal lines representing the left eye and mouth of the mythical “man in the moon.” (Actually, the Japanese see a hare in the moon, but it is a little farfetched to find one in the kanji.) And one **month**, of course, is one cycle of the moon. [4]

*As a primitive element, this character can take on the sense of *moon*, *flesh*, or *part of the body*. The reasons for the latter two meanings will be explained in a later chapter.

14

rice field

田

Another pictograph, this kanji looks like a bird’s-eye view of a **rice field** divided into four plots. Be careful when writing this character to get the order of the strokes correct. You will find that it follows perfectly the principle stated in FRAME 4. [5]

丨 凵 凵 田 田

* When used as a primitive element, the meaning of *rice field* is most common, but now and again it will take the meaning of *brains* from the fact that it looks a bit like that tangle of gray matter nestled under our skulls.

15

eye

目

Here again, if we round out the corners of this kanji and curve the middle strokes upwards and downwards respectively, we get something resembling an eye. [5]

丨 凵 凵 目 目

* As a primitive, the kanji keeps its sense of *eye*, or more specifically, an *eyeball*. In the surroundings of a complex kanji, the primitive will sometimes be turned on its side like this: 𠄎.

Although only 9 of the 15 kanji treated in this lesson are formally listed as primitives—the elements that join together to make up other kanji—some of the others may also take on that function from time to time, only not with enough frequency to merit learning them as separate primitive elements and attaching special meanings to them. In other words, whenever one of the kanji already learned is used in another kanji, it will retain its key-word meaning unless we have assigned it a special primitive meaning.

Lesson 2

IN THIS LESSON we learn what a “primitive element” is by using the first 15 characters as pieces that can be fitted together to form new kanji—18 of them to be exact. Whenever the primitive meaning differs from the key-word meaning, you may want to go back to the original frame to refresh your memory. From now on, though, you should learn *both* the key-word and the primitive

meaning of new kanji as they appear. An INDEX OF PRIMITIVE ELEMENTS has been added at the end of the book.

<p>16</p> <p>古</p>	<p style="text-align: right;">old</p> <p>The primitive elements that compose this character are <i>ten</i> and <i>mouth</i>, but you may find it easier to remember it as a pictograph of a tombstone with a cross on top. Just think back to one of those graveyards you have visited, or better still, used to play in as a child, with <i>old</i> inscriptions on the tombstones.</p> <p>This departure from the primitive elements in favor of a pictograph will take place now and again at these early stages, and almost never after that. So you need not worry about cluttering up your memory with too many character “drawings.” [5]</p> <p style="text-align: center;">一 十 十 古 古</p> <p>* Used as a primitive element, this kanji keeps its key-word sense of <i>old</i>, but care should be taken to make that abstract notion as graphic as possible.</p>
<p>17</p> <p>吾</p>	<p style="text-align: right;">I</p> <p>There are actually a number of kanji for the word I, but the others tend to be more specific than this one. The key word here should be taken in the general psychological sense of the “perceiving subject.” Now the one place in our bodies that all <i>five</i> senses are concentrated in is the head, which has no less than <i>five mouths</i>: 2 nostrils, 2 ears, and 1 mouth. Hence, <i>five mouths</i> = I. [7]</p> <p style="text-align: center;">一 丿 五 五 吾 吾 吾</p>
<p>18</p> <p>冒</p>	<p style="text-align: right;">risk</p> <p>Remember when you were young and your mother told you never to look directly into the <i>sun</i> for fear you might burn out</p>

your *eyes*? Probably you were foolish enough to **risk** a quick glance once or twice; but just as probably, you passed that bit of folk wisdom on to someone else as you grew older. Here, too, the kanji that has a *sun* above and an *eye* right below looking up at it has the meaning of **risk** (see FRAME 12). [9]

丨 冂 𠂇 𠂈 𠂉 𠂊 𠂋 𠂌 𠂍

19

companion

朋

The first **companion** that God made, as the Bible story goes, was Eve. Upon seeing her, Adam exclaimed, “*Flesh* of my *flesh*!” And that is precisely what this character says in so many strokes. [8]

丩 月 月 月 月 朋 朋 朋

20

bright

明

Among nature’s **bright** lights, there are two that the biblical myth has God set in the sky: the *sun* to rule over the day and the *moon* to rule the night. Each of them has come to represent one of the common connotations of this key word: the *sun*, the **bright** insight of the clear thinker, and the *moon*, the **bright** intuition of the poet and the seer (see FRAME 13). [8]

丨 冂 日 日 日 明 明 明

21

chant

唱

This one is easy! You have one *mouth* making no noise (the choirmaster) and two *mouths with wagging tongues* (the minimum for a chorus). So think of the key word, **chant**, as monastery singing and the kanji is yours forever (see FRAME 12). [11]


丨 冂 口 口 𠂇 𠂈 𠂉 𠂊
唱 唱 唱

22

sparkle



What else can the word **sparkle** suggest if not a diamond? And if you've ever held a diamond up to the light, you will have noticed how every facet of it becomes like a miniature *sun*. This kanji is a picture of a tiny *sun* in three places (that is, “everywhere”), to give the sense of something that **sparkles** on all sides. Just like a diamond. In writing the primitive elements three times, note again how the rule for writing given in FRAME 4 holds true not only for the strokes in each individual element but also for the disposition of the elements in the character as a whole. [12]



23

goods



As in the character for *sparkle*, the triplication of a single element in this character indicates “everywhere” or “heaps of.” When we think of **goods** in modern industrial society, we think of what has been mass-produced—that is to say, produced for the “masses” of open *mouths* waiting like fledglings in a nest to “consume” whatever comes their way. [9]



24

spine



This character is rather like a picture of two of the vertebrae in the **spine** linked by a single stroke. [7]



25

昌

prosperous

What we mentioned in the previous two frames about 3 of something meaning “everywhere” or “heaps of” was not meant to be taken lightly. In this kanji we see *two suns*, one atop the other, which, if we are not careful, is easily confused in memory with the *three suns* of *sparkle*. Focus on the number this way: since we speak of **prosperous** times as *sunny*, what could be more **prosperous** than a sky with *two suns* in it? Just be sure to actually SEE them there. [8]

丨 冂 𠃉 日 𠃉 昌 昌 昌

26

早

early

This kanji is actually a picture of the first flower of the day, which we shall, in defiance of botanical science, call the *sunflower*, since it begins with the element for *sun* and is held up on a stem with leaves (the pictographic representation of the final two strokes). This time, however, we shall ignore the pictograph and imagine *sunflowers* with *needles* for stems, which can be plucked and used to darn your socks.

The sense of **early** is easily remembered if one thinks of the *sunflower* as the **early** riser in the garden, because the *sun*, showing favoritism towards its namesake, shines on it before all the others (see FRAME 10). [6]

丨 冂 𠃉 日 旦 早

* As a primitive element, this kanji takes the meaning of *sunflower*, which was used to make the abstract key word *early* more graphic.

27

旭

rising sun

This character is a sort of nickname for the Japanese flag with its well-known emblem of the **rising sun**. If you can picture two seams running down that great red *sun*, and then imagine

it sitting on a *baseball* bat for a flagpole, you have a slightly irreverent—but not altogether inaccurate—picture of how the sport has caught on in the Land of the **Rising Sun**. [6]

ノ 九 九 旭 旭 旭

28

generation

世

We generally consider one **generation** as a period of thirty (or *ten plus ten plus ten*) years. If you look at this kanji in its completed form—not in its stroke order—you will see three *tens*. When writing it, think of the lower horizontal lines as “addition” lines written under numbers to add them up. Thus: *ten* “plus” *ten* “plus” *ten* = thirty. Actually, it’s a lot easier doing it with a pencil than reading it in a book. [5]

一 十 廿 卅 世

29

stomach

胃

You will need to refer back to **FRAMES 13 and 14** here for the special meaning of the two primitive elements that make up this character: *flesh* (*part of the body*) and *brain*. What the kanji says, if you look at it, is that the *part of the body* that keeps the *brain* in working order is the **stomach**. To keep the elements in proper order, when you write this kanji think of the *brain* as being “held up” by the *flesh*. [9]

丨 冂 田 田 田 甲 胃
胃 胃

30

nightbreak

日

While we normally refer to the start of the day as “daybreak,” Japanese commonly refers to it as the “opening up of night” into day. Hence the choice of this rather odd key word, **nightbreak**. The single stroke at the bottom represents the *floor* (have

a peek again at FRAME 1) or the horizon over which the *sun* is poking its head. [5]

丨 冂 𠃉 日 旦

31

gall bladder

胆

The pieces in this character should be easily recognizable: on the left, the element for *part of the body*, and on the right, the character for *nightbreak*, which we have just met. What all of this has to do with the **gall bladder** is not immediately clear. But if we give a slight twist to the traditional biblical advice about not letting the sun set on your anger (which ancient medicine associated with the cholera or bile that the **gall bladder** is supposed to filter out), and change it to “not letting the *night break* on your anger” (or your **gall**), the work is done. And the improvement is not a bad piece of advice in its own right, since anger, like so many other things, can often be calmed by letting the sun set on it and then “sleeping it off.” [9]

丿 月 月 月 月 月 月 月
胆 胆

32

span




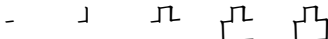
𠃉

“Sunrise, sunset, sunrise, sunset...” goes the song of the Fiddler on the Roof. You can almost see the journey of the *sun* as it moves from one horizon (the *floor*) to its noonday heights in the sky overhead (*ceiling*) and then disappears over the other horizon—day after day, marking the **span** of our lives. [6]

一 𠃉 𠃉 𠃉 𠃉 𠃉

Let us end this lesson with two final pictographic characters that happen to be among the easiest to recognize for their form, but among the most difficult to write. We introduce them here to run an early test on whether or not you have

been paying close attention to the stroke order of the kanji you have been learning.

33	concave
	<p>You couldn't have asked for a better key word for this kanji! Just have a look at it: a perfect image of a concave lens (remembering, of course, that the kanji square off rounded things), complete with its own little "cave." Now all you have to do is learn how to write it. [5]</p>
	
34	convex
	<p>Maybe this helps you see how the Japanese have no trouble keeping convex distinct from <i>concave</i>. Note the odd feeling of the third stroke. If it doesn't feel all that strange now, by the time you are done with this book, it will. There are very few times you will have to write it. [5]</p>
	

Lesson 3

AFTER LESSON 2, you should now have some idea of how an apparently complex and difficult kanji can be broken down into simple elements that make remembering it a great deal easier. After completing this lesson you should have a clearer idea of how the course is laid out. We merely add a couple of primitive elements to the kanji we already know and see how many new kanji we can form—in this case, 18 in all—and when we run out, add more primitives. And so on, until there are no kanji left.

In LESSON 3 you will also be introduced to primitive elements that are not themselves kanji but only used to construct other kanji. These are marked with a star [*] instead of a number. There is no need to make a special effort to memorize them. The sheer frequency with which most of them show up should make remembering them automatic.

*

walking stick

|

This primitive element is a picture of just what it looks like: a cane or **walking stick**. It carries with it the connotations of lameness and whatever else one associates with the use of a cane. Rarely—but very rarely—it will be laid on its side. Whenever this occurs, it will **ALWAYS** be driven through the middle of some other primitive element. In this way, you need not worry about confusing it with the primitive meanings of *one*. [1]

|

*

a drop of

、

The meaning of this primitive is obvious from the first moment you look at it, though just what it will be a **drop of** will differ from case to case. The important thing is not to think of it as something insignificant like a “drop in the bucket” but as something so important that it can change the whole picture—like a **drop of arsenic** in your mother-in-law’s coffee. [1]

、

* In general, it is written from right to left, but there are times when it can be slanted left to right. At other times it can be stretched out a bit. (In cases where you have trouble remembering this, it may help to think of it as an *eyedropper* dripping drops of something or other.) Examples will follow in this lesson.

35

旧

olden times

A *walking stick* is needed for *days* of **olden times**, since *days*, too, get old—at least insofar as we refer to them as the “good old days.” The main thing here is to think of “good old days” when you hear the key word **olden times**. The rest will take care of itself. [5]

丨 丨丨 丨丨丨 丨丨丨丨 丨丨丨丨丨

36

自

oneself

You can think of this kanji as a stylized pictograph of the nose, that little *drop* that Mother Nature set between your *eyes*. The Japanese refer to themselves by pointing a finger at their nose—giving us an easy way to remember the kanji for **oneself**. [6]

’ 丨’ 丨 丨 丨 丨 丨

* The same meaning of *oneself* can be kept when this kanji is used as a primitive element, but you will generally find it better to give it the meaning of *nose* or *nostrils*, both because it accords with the story above and because it is the first part of the kanji for *nose* (FRAME 678).

37

白

white

The color **white** is a mixture of all the primary colors, both for pigments and for light, as we see when a prism breaks up the rays of the *sun*. Hence, a single *drop* of *sun* spells **white**. [5]

’ 丨’ 丨 丨 丨

* As a primitive, this character can either retain its meaning of *white* or take the more graphic meaning of a *white bird* or *dove*. This latter stems from the fact that it appears at the top of the kanji for *bird*, which we shall get to later (FRAME 1941).

38

hundred

百

The Japanese refer to a person's 99th birthday as a "white year" because *white* is the kanji you are left with if you subtract *one* from a **hundred**. [6]

一 一 一 百 百 百

39

in

中

The elements here are a *walking stick* and a *mouth*. Remember the trouble your mother had getting medicine **in** your *mouth*? Chances are it crossed her mind more than once to grab something handy, like your grandfather's *walking stick*, to pry open your jaws while she performed her duty. Keep the image of getting something **in** from the outside, and the otherwise abstract sense of this key word should be a lot easier than trying to spoon castor oil **into** a baby's mouth. [4]

丨 冂 口 中

40

thousand

千

This kanji is almost too simple to pull apart, but for the sake of practice, have a look at the *drop* above and the *ten* below. Now put the elements together by thinking of squeezing two more zeros out of an *eyedropper* alongside the number *ten* to make it a *thousand*. [3]

一 二 千

41

tongue

舌

The primitive for *mouth* and the character for *thousand* naturally form the idea of **tongue** if one thinks of a *thousand mouths* able to speak the same language, or as we say, "sharing a com-

mon **tongue**.” It is easy to see the connection between the idiom and the kanji if you take its image literally: a single **tongue** being passed around from *mouth* to *mouth*. [6]

一 二 千 千 舌 舌

42

measuring box

升

This is the character for the little wooden box that the Japanese use for measuring things, as well as for drinking saké out of. Simply imagine the outside as spiked with a *thousand* sharp *needles*, and the quaint little **measuring box** becomes a drinker’s nightmare!

Be very careful when you write this character not to confuse it with the writing of *thousand*. The reason for the difference gives us a chance to clarify another general principle of writing that supersedes the one we mentioned in FRAME 4: WHEN A SINGLE STROKE RUNS VERTICALLY THROUGH THE MIDDLE OF A CHARACTER, IT IS WRITTEN LAST. [4]

一 丿 千 升

43

rise up

昇

Our image here is made up of two primitive elements: a *sun* and a *measuring box*. Just as the *sun* can be seen **rising up** in the morning from—where else—the Land of the Rising Sun, this kanji has the *sun* **rising up** out of a Japanese *measuring box*—the “*measuring box* of the **rising-up sun**.” [8]

一 冂 日 日 日 昇 昇

44

round

丸

We speak of “**round** numbers,” or “**rounding** a number off,” meaning to add an insignificant amount to bring it to the nearest 10. For instance, if you add just a wee bit, the tiniest *drop*, to *nine*, you end up with a **round** number. [3]

ノ 九 丸

* As a primitive, this element takes the meaning of a *fat man*. Think of a grotesquely *fat man* whose paunch so covers the plate that he is always getting hit by the pitch. Hence a *round baseball player* becomes a *fat man*.

45

measurement

寸

This kanji actually stood for a small **measurement** used prior to the metric system, a bit over an inch in length, and from there acquired the sense of **measurement**. In the old system, it was *one-tenth* of a *shaku* (whose kanji we shall meet in FRAME 1070). The picture, appropriately, represents one *drop* of a *ten* (with a hook!). [3]

一 十 寸

* As a primitive, we shall use this to mean *glue* or *glued to*. There is no need to devise a story to remember this, since the primitive will appear so often you would have to struggle hard NOT to remember it.

46

specialty

專

Ten . . . rice fields . . . glue. That is how one would read the primitive elements of this kanji from top to bottom. Now if we make a simple sentence out of these elements, we get: “*Ten rice fields glued together*.”

A **specialty**, of course, refers to one’s special “*field*” of endeavor or competence. In fact, few people remain content with a single **specialty** and usually extend themselves in other *fields* as well. This is how we come to get the picture of *ten fields glued together* to represent a **specialty**. [9]

一 厂 万 百 百 亩 重

專 專

47

Dr.

博

At the left we have the *needle*; at the right, the kanji for *specialty*, plus an extra *drop* at the top. Think of a **Dr.** who is a *specialist* with a *needle* (an *acupuncturist*) and let the *drop* at the top represent the period at the end of **Dr.**

In principle we are trying to avoid this kind of device, which plays on abstract grammatical conventions; but I think you will agree, after you have had occasion to use the right side of this kanji in forming other kanji, that the exception is merited in this case. [12]

一 十 十 十 十 十 十 十
 捕 捕 博 博

* The primitive form of this kanji eliminates the *needle* on the left and gets the meaning of an *acupuncturist*.

We have already seen one example of how to form primitives from other primitives, when we formed the *nightbreak* out of *sun* and *floor* (FRAME 30). Let us take two more examples of this procedure right away, so that we can do so from now on without having to draw any particular attention to the fact.

*

divining rod

卜

This is a picture of a **divining rod**, composed of a *drop* and a *walking stick*, but easy enough to remember as a pictograph. Alternately, you can think of it as a **magic wand**. In either case, it should suggest images of magic or fortune-telling.

Nowadays it is written in the stroke order given here when it appears as a primitive, but until recently the order was often reversed (in order to instill correct habits for more stylized calligraphy). [2]

| 卜

* Although it falls outside of the list of general-use kanji, this element is actually a kanji in its own right, having virtually the same meaning as the kanji in the next frame.

48

fortune-telling

This is one of those kanji that is a real joy of simplicity: a *divining rod* with a *mouth*—which translate directly into **fortune-telling**.

Note how the movement from top to bottom (the movement in which the kanji are written) is also the order of the elements which make up our story and of the key word itself: first *divining rod*, then *mouth*. This will not always be possible, but where it is, memory has almost no work at all to do. [5]

49

above

The two directions, **above** and below, are usually pointed at with the finger. But the characters do not follow that custom, so we have to choose something else, easily remembered. The primitives show a *magic wand* standing *above* a *floor*—“magically,” you might say. Anyway, go right on to the next frame, since the two belong together and are best remembered as a unit, just as the words **above** and *below* suggest each other. [3]

50

below

Here we see our famous miraculous *magic wand* hanging, all on its own, **below** the *ceiling*, as you probably already guessed would happen. In addition to giving us two new kanji, the two shapes given in this and the preceding frame also serve to fix the use of the primitives for *ceiling* and *floor*, by drawing our attention successively to the line standing above and **below** the primitive element to which it is related. [3]

一 下 下

51

eminent

卓

The word **eminent** suggests a famous or well-known person. So all you need to do—given the primitives of a *magic wand* and a *sunflower*—is to think of the world's most **eminent** magician as one who uses a *sunflower* for a *magic wand* (like a flower-child who goes around turning the world into peace and love). [8]

一 十 十 市 市 市 直 卓

*

mist

卓

Here is our second example of a primitive composed of other primitives but not itself a kanji. At the bottom is the primitive (also a kanji) for *early* or *sunflower*. At the top, a *needle*. Conveniently, **mist** falls *early* in the morning, like little *needles* of rain, to assure that the *sunflower* blooms *early* as we have learned it should. [8]

一 十 十 市 市 市 直 卓

52

morning

朝

On the right we see the *moon* fading off into the first light of **morning**, and to the left, the *mist* that falls to give nature a shower to prepare it for the coming heat. If you can think of the *moon* tilting over to spill *mist* on your garden, you should have no trouble remembering which of all the elements in this story are to serve as primitives for constructing the character. [12]

一 十 十 市 市 市 直 卓

朝 朝 朝 朝

Lesson 4

AT THE RISK OF going a little bit too fast, we are now going to introduce five new primitive elements, all of which are very easy to remember, either because of their frequency or because of their shape. But remember: there is no reason to study the primitives by themselves. They are being presented systematically to make their learning automatic.

*

animal legs

㇇

Like the four that follow it, this primitive is not a kanji in its own right, though it is said to be derived from 八, the character we learned earlier for *eight*. It ALWAYS comes at the bottom of the primitive to which it is related. It can mean the **legs** of any kind of **animal**: from a grizzly bear's paws to an octopus's tentacles to the spindle shanks of a spider. (The one animal not allowed is our friend homo sapiens, whose legs figure in the next frame.) Even where the term **legs** will apply metaphorically to the **legs** of pieces of furniture, it is best to keep the association with **animal legs**. (You may review FRAME 6 here.) [2]

ノ ㇇

*

human legs

㇈

Notice how these **human legs** are somewhat shapelier and more highly evolved than those of the so-called “lower animals.” The one on the left, drawn first, is straight; while the one on the right bends gracefully and ends with a hook. Though they are not likely to suggest the **legs** of any **human** you know, they do have something of the look of someone out for a stroll, especially if you compare them to *animal legs*.

If you had any trouble with the kanji for the number *four*, now would be the time to return to it (FRAME 4). [2]

丩 ㇈

*

wind

几

This primitive gets its name from the full kanji for the **wind** (FRAME 524). It is called an “enclosure” because other elements are often drawn in the middle of it, though it can also be compressed together so that there is no room for anything in it. The main thing to remember when writing this element is that the second stroke bends **OUTWARDS**, like a gust of **wind** blown from above. In addition to the basic meaning of **wind**, we shall also have occasion to use the image of a **weather vane**. The derivation is obvious. [2]

) 几

*

bound up

勺

Like *wind*, the element meaning **bound up** is also an enclosure that can wrap itself around other elements or be compressed when there is nothing to enclose. When this latter happens—usually because there is not enough room—and it is set on top, the little hook at the end is dropped off, like this: 勺.

The sense of **bound up** is that of being “tied and gagged” or wrapped up tightly. If you have trouble remembering when it serves as an enclosure (with the hook) and when not (without the hook), you might think of the former as a **chain** and the latter as a **rope**. [2]

ノ 勺

*

horns

丷

This primitive element **ALWAYS** appears at the top of the element to which it is related, and is always attached, or almost attached, to the first horizontal line to come under it. The **horns** can never simply be left hanging in the air. When there is no line available, an extra horizontal stroke (like a *one*) is added. The final kanji of this lesson gives an example.

The meaning of this element is wide enough to embrace the

horns of bulls, rams, billy goats, and moose, but not the family of musical instruments. As with other elements with such “open” meanings, it is best to settle on one that you find most vivid and stick with that image consistently. [2]

、 丿

53

only

只

When we run across abstract key words like this one, the best way to get an image it to recall some common but suggestive phrase in which the word appears. For instance, we can think of the expression “it’s the **only** one of its kind.” Then we imagine a barker at a side-show advertising some strange pac-man like creature he has inside his tent, with only a gigantic *mouth* and two wee *animal legs*. [5]

丨 冂 口 尸 只

54

shellfish

貝

To remember the primitive elements that make up this kanji, an *eye* and *animal legs*, you might be tempted to think of it as a pictograph of a **shellfish** with its ridged shell at the top and two little *legs* sticking out of the bottom. But that might not help you recall later just how many ridges to put on the shell. Better to imagine a freakish **shellfish** with a single, gigantic *eye* roaming the beaches on its slender little *legs*, scaring the wits out of the sunbathers. [7]

丨 冂 月 月 目 貝 貝

* When used as a primitive, in addition to *shells*, the meanings *oyster* and *clam* will often come in handy.

55

貞

upright

Now take the last primitive, the *shellfish*, and set a *magic wand* over it, and you have the kanji for **upright**. After all, the *clam* and the *oyster* are incapable of walking **upright**. It would take a magician with his *wand* to pull off such a feat—which is precisely what we have in this kanji. [9]

丶 亠 卜 冫 冫 貞 貞 貞 貞

56

員

employee

How do we get a *mouth* over a *shellfish* to mean an **employee**? Simple. Just remember the advice new **employees** get about keeping their *mouths* shut and doing their job, and then make that more graphic by picturing an office building full of white-collar workers scurrying around with *clams* pinched to their *mouths*. [10]

丶 冫 冫 尸 冫 冫 冫 冫
員 員

57

見

see

The elements that compose the character for **see** are the *eye* firmly fixed to a pair of *human legs*. Surely, somewhere in your experience, there is a vivid image just waiting to be dragged up to help you remember this character.... [7]

丨 冫 冫 目 目 見 見

58

兒

newborn babe

The top part of the kanji in this frame, you will remember, is the character for *olden times*, those *days* so old they needed a *walking stick* to get around. Western mythical imagination has

old “Father Time” leaning on his sickle with a **newborn babe** crawling around his *legs*, the idea being that the circle of birth-and-death goes on.

Incidentally, this is the only time in this book that the kanji for *olden times* will appear as a primitive element in another kanji, so try to make the most of it. [7]

一 二 三 四 五 六 七 八 九

59

beginning

元

“In the **beginning**...” starts that marvelous shelf of books we call the Bible. It talks about how all things were made, and tells us that when the Creator came to humanity she made *two* of them, man and woman. While we presume she made *two* of every other animal as well, we are not told as much. Hence *two* and a pair of *human legs* come to mean **beginning**. [4]

一 二 三 元

60

page

頁

What we have to do here is turn a *shellfish* into a **page** of a book. The *one* at the top tells us that we only get a rather short book, in fact only *one page*. Imagine a title printed on the shell of an *oyster*, let us say “Pearl of Wisdom,” and then open the quaint book to its *one* and only **page**, on which you find a single, radiant *drop of wisdom*, one of the masterpiece poems of nature. [9]

一 二 三 四 五 六 七 八 九
頁 頁

* As a primitive, this kanji takes the unrelated meaning of a *head* (preferably one detached from its body), derived from the character for *head* (FRAME 1441).

61

stubborn

頑

This character refers to the *blockheaded*, persistent **stubbornness** of one who sticks to an idea or a plan just the way it was at the *beginning*, without letting anything that comes up along the way alter things in the least. The explanation makes “sense,” but is hard to remember because the word “*beginning*” is too abstract. Back up to the image we used two frames ago—Adam and Eve in their Eden—and try again: The root of all **stubbornness** goes back to the *beginning*, with two brothers each **stubbornly** defending his own way of life and asking their God to bless it favorably. Abel stuck to agriculture, Cain to animal-raising. Picture these two with their giant, swelled *heads*, each vying for the favors of heaven, a **stubborn** grimace on their faces. No wonder something unfortunate happened! [13]

一 二 𠄎 元 元一 元二 元三 元四
元百 元百 元百 元百 元頑

62

mediocre

凡

While we refer to something insignificant as a “*drop* in the bucket,” the kanji for **mediocre** suggests the image of a “*drop* in the *wind*.” [3]

丿 几 凡

63

defeat

負

Above we have the condensed form of *bound up*, and below the familiar *shellfish*. Now imagine two *oysters* engaged in *shell-to-shell* combat, the one who is **defeated** being *bound and gagged* with seaweed, the victor towering triumphantly over it. The *bound shellfish* thus becomes the symbol for **defeat**. [9]

ノ ㄣ 𠄎 𠄎 𠄎 𠄎 負 負

64

ten thousand

万

Japanese counts higher numbers in units of **ten thousand**, unlike the West, which advances according to units of one thousand. (Thus, for instance, 40,000 would be read “four **ten-thousands**” by a Japanese.) Given that the comma is used in larger numbers to *bind up* a numerical unit of one thousand, the elements for *one* and *bound up* naturally come to form **ten thousand**.

The order of strokes here needs special attention, both because it falls outside the general principles we have learned already, and because it involves writing the element for *bound up* in an order opposite to the one we learned. If it is any consolation, this exception is consistent every time these three strokes come together. [3]

一 万 万

65

phrase

句

By combining the two primitives *bound up* and *mouth*, we can easily see how this character can get the meaning of a **phrase**. After all, a **phrase** is nothing more than a number of words *bound up* tightly and neatly so that they will fit in your *mouth*. [5]

' 勺 句 句 句

66

texture

肌

Ever notice how the **texture** of your face and hands is affected by the *wind*? A day’s skiing or sailing makes them rough and dry, and in need of a good soft cream to soothe the burn. So whenever a *part of the body* gets exposed to the *wind*, its **texture** is affected. (If it is any help, the Latin word hiding inside **texture** connotes how something is “to the touch.”) [6]

) 月 月 月 月 肌

67

decameron

旬

There simply is not a good phrase in English for the block of ten days which this character represents. So we resurrect the classical phrase, **decameron**, whose connotations the tales of Boccaccio have done much to enrich. Actually, it refers to a journey of ten *days* taken by a band of people—that is, a group of people *bound together* for the *days* of the **decameron**. [6]

勺 勺 勺 勺 勺 勺

68

ladle

勺

If you want to *bind up drops* of anything—water, soup, lemonade—you use something to scoop these *drops* up, which is what we call a **ladle**. See the last *drop* left inside the **ladle**? [3]

勺 勺 勺

69

bull's eye

的

The elements *white bird* and *ladle* easily suggest the image of a **bull's eye** if you imagine a rusty old *ladle* with a **bull's eye** painted on it in the form of a tiny *white bird*, who lets out a little “peep” every time you hit the target. [8]

勺 勺 勺 勺 勺 勺 的 的

70

neck

首

Reading this kanji from the top down, we have: *horns . . . nose*. Together they bring to mind the picture of a moose-head hanging on the den wall, with its great *horns* and long *nose*. Now while we would speak of cutting off a moose's “head” to hang on the wall, the Japanese speak of cutting off its **neck**. It's all a matter of how you look at it. Anyway, if you let the word **neck** conjure up the image of a moose with a very l-o-n-g neck

hanging over the fireplace, whose *horns* you use for a coat-rack and whose *nose* has spigots left and right for scotch and water, you should have no trouble with the character.

Here we get a good look at what we mentioned when we first introduced the element for *horns*: that they can never be left floating free and require an extra horizontal stroke to prevent that from happening, as is the case here. [9]

、 丿 艹 艹 苜 苜 首 首
首 首


Lesson 5

THAT IS ABOUT all we can do with the pieces we have accumulated so far, but as we add each new primitive element to those we already know, the number of kanji we will be able to form will increase by leaps and bounds.

If we were to step outside of the standard list, there are actually any number of other kanji that we could learn at this time. Just to give you an idea of some of the possibilities (though you should not bother to learn them now), here are a few, with their meanings: 唄 (*pop song*), 泪 (*teardrops*), 吋 (*inch*), 肘 (*elbow*), 叱 (*scolding*).

While many of the stories you have learned in the previous lessons are actually more complex than the majority you will learn in the later chapters, they are the *first* stories you have learned, and for that reason are not likely to cause you much difficulty. By now, however, you may be wondering just how to go about reviewing what you have learned. Obviously it won't do simply to flip through the pages you have already studied, because the order already gives them away. The best method is to design for yourself a set of flash cards that you can add to as you go through the book.

If you have not already started doing this on your own, you might try it this way: Buy heavy paper (about twice the thickness of normal index cards), unlined and with a semigloss finish. Cut it into cards of about 9 cm. long and 6 cm. wide. On one side, make a large ball-pen drawing of one kanji in the top two-thirds of the card. (Writing done with fountain pens and felt-tip pens



tends to smear with the sweat that comes from holding them in your hands for a long time.) On the bottom right-hand corner, put the number of the frame in which the kanji appeared. On the back side, in the upper left-hand corner, write the key word meaning of the character.

Then draw a line across the

middle of the card and another line about 2 cm. below it. The space between these two lines can be used for any notes you may need later to remind you of the primitive elements or stories you used to remember the character. *Only fill this in when you need to, but make a card for every kanji as soon as you have learned it.* The rest of the space on the card you will not need now, but later, when you come to learn the readings of the characters, you might use the space above the double lines. The bottom half of the card, on both sides, can be left free for inserting kanji compounds (front side) and their readings and meanings (back side).

A final note about reviewing. You have probably gotten into the habit of writing the character several times when memorizing it, whether you need to or not; and then writing it MORE times for kanji that you have trouble remembering. There is really no need to write the kanji more than once, unless you have trouble with the stroke-order and want to get a better “feel” for it. If a kanji causes you trouble, spend time clarifying the imagery of its story. Simply rewriting the character will reinforce any latent suspicions you still have that the “tried and true method” of learning by repeating is the only reliable one—the very bias we are trying to uproot. Also, when you review, REVIEW ONLY FROM THE KEY WORD TO THE KANJI, NOT THE OTHER WAY AROUND. The reasons for this, along with further notes on reviewing, will come later.

We are now ready to return to work, adding a few new primitives one by one, and seeing what new characters they allow us to form. We shall cover 24 new kanji in this lesson.

BELOW

floor with magic wand below

71

乙

fish guts

The kanji shown here actually represents the “second” position in the old Chinese zodiac, which the Japanese still use as an

alternate way of enumeration, much the same way that English will revert to Roman numerals. Among its many other meanings are “pure,” “tasteful,” “quaint,” and—get this!—**fish guts**. Since it is a pictograph of a fishhook, let us take this last as the key-word meaning. [1]

乙

* We will keep *fishhook* as the primitive meaning. Its shape will rarely be quite the same as that of the kanji. When it appears at the bottom of another primitive, it is straightened out, almost as if the weight of the upper element had bent it out of shape. And when it appears to the right of another element, the short horizontal line that gets the shape started is omitted and it is stretched out and narrowed, all for reasons of space and aesthetics. Examples of these alterations (which are consistent) follow.

72

riot

乱

In a **riot**, manners are laid aside and tempers get short, even in so courtesy-conscious a land as Japan. This kanji shows what happens to a **rioting tongue**: it gets “barbed” like a *fishhook*, and sets to attacking the opposition, to *hook* them as it were. [7]

一 二 千 千 舌 舌 乱

73

straightaway

直

Begin with the top two primitives, *needle* and *eye*. Together they represent the *eye of a needle*. Below them is a *fishhook* that has been **straightened out** and its barb removed so that it can pass through the *eye of the needle*. [8]

一 十 十 市 育 育 直

<p>✱</p> <p>𠄎</p>	<p style="text-align: right;">tool</p> <p>Although this primitive is not very common, it is useful to know, as the following examples will show. Conveniently, it is always drawn at the very bottom of any kanji in which it figures. The first stroke, the horizontal one, is detached from anything above it, but is necessary to distinguish tool from <i>animal legs</i>. The sense of the element is a carpenter's tool, which comes from its pictographic representation of a small table with legs (make them <i>animal legs</i> if you need a more graphic image), so that any element lying on top of it will come to be viewed as a tool in the hands of a carpenter. [3]</p> <p style="text-align: center;">一 丿 𠄎</p>
<p>74</p> <p>具</p>	<p style="text-align: right;">tool</p> <p>Here is the full kanji on which the last frame is based. If you can think of a table full of carpenter's tools of all sorts, each equipped with its own <i>eye</i> so that it can keep a watch over what you are doing with it, you won't have trouble later keeping the primitive and the kanji apart. [8]</p> <p style="text-align: center;">丨 冂 月 目 目 目 目 具 具</p>
<p>75</p> <p>真</p>	<p style="text-align: right;">true</p> <p>Here again we meet the composite element, <i>eye of the needle</i>, which here combines with <i>tool</i> to give us a measure of what is true and what is not. [10]</p> <p style="text-align: center;">一 十 冂 冂 冂 冂 冂 冂 直</p> <p style="text-align: center;">真 真</p>

*

by one's side

ナ

This primitive has the look of *ten*, except that the left stroke is bent down toward the left. It indicates where your hands (your *ten* fingers) fall when you let them droop: **by your side**.

The stroke order of this character can be reversed; but whichever stroke is written second, that stroke should be drawn longer than the other. The difference is slight, and all but unnoticeable in printed characters, but should be learned all the same. [2]

ノ ナ ・ 一 ナ

76

craft

工

The pictograph of an I beam, like the kind used in heavy construction work, gives us the character for **craft** in general. [3]

一 丁 工

* As a primitive element, the key word retains the meaning of *craft* and also takes on the related meanings of *I beam* and *artificial*.

77

left

左

By combining the primitive and the kanji of the last two frames and reading the results, we get: *by one's side . . . craft*. Conveniently, the **left** has traditionally been considered the “sinister” *side*, where dark and occult *crafts* are cultivated. Note how the second stroke droops over to the **left** and is longer than the first. [5]

一 ナ 左 右 左

78

right

右

When thinking of the key word **right**, in order to avoid confusion with the previous frame, take advantage of the double-meaning here, too. Imagine a little *mouth* hanging down by your *side*—like a little voice of conscience—telling you the **right** thing to do. Here the second stroke should reach out to the **right** and be drawn slightly longer than the first. [5]

ノ ㇇ ㇈ 右 右

79

possess

有

The picture here is of someone with a slab of *meat* dangling *by the side*, perhaps from a belt or rope tied around the waist. Think of it as an evil spirit in **possession** of one's soul, who can be exorcized only by allowing fresh *meat* to hang *by one's side* until it begins to putrefy and stink so bad that the demon departs. Take careful note of the stroke order. [6]

ノ ㇇ ㇈ 有 有 有

80

bribe

賄

To the left we have the primitive for a *shellfish*, and to the right the kanji we just learned for *possess*. Keep the connotation of the last frame for the word *possess*, and now expand your image of *shells* to include the ancient value they had as money (a usage that will come in very helpful later on). Now one who is *possessed by shells* is likely to abandon any higher principles to acquire more and more wealth. These are the easiest ones to **bribe** with a few extra *shells*. [13]

丨 冂 月 目 貝 貝 貝
財 財 賄 賄 賄

81

tribute

貢

A **tribute** has a kind of double-meaning in English: honor paid freely and *money* collected by coercion. Simply because a ruler bestows a noble name on a deed is hardly any consolation to the masses who must part with their hard-earned *money*. Little wonder that this ancient *craft* of getting *money* by calling it a **tribute** has given way to a name closer to how it feels to those who pay it: a tax. [10]

一 丂 工 干 青 青 青 音
貢 貢

82

paragraph

項

To the right we see a *head* and to the left an element that means *craft*. When we think of a **paragraph**, we immediately think of a *heading* device to break a text into parts. (Think of the elaborate *heads* often seen at the start of medieval manuscripts and the task becomes easier still.) Just where and how to do it belongs to the writer's *craft*. Hence, we define **paragraphing** as the "*heading craft*" to remember this character. [12]

一 丂 工 工 工 工 工 項
項 項 項 項

83

sword

刀

Although this character no longer looks very much like a **sword**, it does have some resemblance to the handle of the **sword**. As it turns out, this is to our advantage, in that it helps us keep distinct two primitive elements based on this character. [2]

丂 刀

* In the form of the kanji, this primitive means a *dagger*. When it appears to the right of another element, it is commonly stretched out like this 刃 and takes the sense of a great and flashing *saber*, a meaning it gets from a character we shall learn later (FRAME 1671).

84

blade

刃

Think of using a *dagger* as a razor **blade**, and it shouldn't be hard to imagine cutting yourself. See the little *drop of blood* clinging to the **blade**? [3]

フ 刀 刃

85

cut

切

To the right we see the *dagger* and next to it the number *seven* whose primitive meaning we decided would be *diced* (FRAME 7). It is hard to think of **cutting** anything with a knife without imagining one of those skillful Japanese chefs. Only let us say that he has had too much to drink at a party, grabs a *dagger* lying on the mantelpiece and starts *dicing* up everything in sight, starting with the hors d'oeuvres and going on to the furniture and the carpets.... [4]

一 七 切 切

86

seduce

召

A *sword* or *dagger* posed over a *mouth* is how the character for “beckoning” is written. The related but less tame key word **seduce** was chosen because it seemed to fit better with the—how shall we put it?—Freudian implications of the kanji. (Observe if you will that it is not sure whether the long slender object is *seducing* the small round one or vice versa.) [5]

フ 刀 刀 召 召

* The primitive meaning remains the same: *seduce*. Just be sure to associate it with a very concrete image.

87

shining

昭

Let the key word suggest **shining** one's shoes, the purpose of which is to *seduce* the *sun* down on them for all to see. [9]

丨 冂 日 日 𠄎 𠄎 𠄎
昭 昭

88

rule

則

The character depicts a *clam* alongside a great and flashing *saber*. Think of digging for *clams* in an area where there are gaming **rules** governing how large a find has to be before you can keep it. So you take your trusty *saber*, which you have carefully notched like a yardstick, crack open a *clam* and then measure the poor little beastie to see if it is as long as the **rules** say it has to be. [9]

丨 冂 月 月 目 貝 貝
貝 則

*

wealth

畱

To prepare for following frame, we introduce here a somewhat rare primitive meaning **wealth**. It takes its meaning from the common image of the **overwealthy** as overfed. More specifically, the kanji shows us *one* single *mouth* devouring all the harvest of the *fields*, presumably while those who labor in them go hungry. Think of the phrase exactly as it is written when you draw the character, and the disposition of the elements is easy. [9]

丨 冂 冂 冂 冂 冂 冂 冂 冂

89

vice-

副

The key word **vice-** has the sense of someone second-in-command. The great and flashing *saber* to the right (its usual location, so you need not worry about where to put it from now on) and the *wealth* on the left combine to create an image of dividing one's property to give a share to one's **vice-wealth-**holder. [11]

一 一 一 一 一 一 一 一
副 副 副

90

separate

別

In the Old East, the samurai and his *saber* were never **separated**. They were constant companions, like the cowboy of the Old West and his six-shooter. This character depicts what must have been the height of **separation**-anxiety for a samurai: to be *bound up with a rope* and unable to get at his *saber* leaning only a few feet away from him. Look at that *mouth* bellowing out for shame and sorrow!

Note the order in which the element for *tied up* is written—just as it had been with the character for *ten thousand*. [7]

一 一 一 一 一 一 一 一
別 別 別 別 別 別 別 別

91

street

丁

The picture here is of a **street** sign on a long pole: Hollywood and Vine, if you please, or any *street* that immediately conjures up the image of a **street** sign to you. [2]

一 丁

* Used as a primitive, we change the meaning of the key word and take the shape to signify a *nail* or a *spike*. Should it happen, on reviewing, that you find the pictographs get jumbled,

then think of jerking a *street* sign out of the ground and using it as a *nail* to repair your garage roof.

92

village

町

Street signs standing at the corner of the *rice fields* depict the **village** limits. (Remember what was said earlier: when used as a primitive, a kanji may either take its primitive meaning or revert to the original meaning of its key word.) [7]

丨 冂 𠂇 𠂈 田 𠂉 町

93

can

可

Remember the story about the “Little Engine that **Could**” when you hear this key word, and the rest is simple. See the determined little locomotive huffing and puffing up the mountain—“I think I **can**, I think I **can**....”—spitting railroad *spikes* out of its *mouth* as it chews up the line to the top. [5]

一 冂 𠂇 𠂈 可

94

place on the head

頂

The key word is actually a formal metaphor meaning “humble acceptance.” Reading off the two primitive elements in the order of their writing, we have: *nail* . . . *head*. As in “hitting the *nail* on the *head*.” Now one presumes that most people can handle metaphors, but if you were to run into a dimwit working in a hardware store who only knew the literal meaning of things, and were to ask him, in your best Japanese, to **place on your head** a nail, he might miss the point and cause you considerable torment. [11]

一 丁 丁 丁 丁 頂 頂 頂
頂 頂 頂

Lesson 6

THE LAST GROUP OF primitives took us pretty far, and probably forced you to pay more attention to the workings of imagination. In this lesson we shall concentrate on primitives that have to do with people.

As you were reminded in FRAME 92, even those kanji that are given special meanings as primitives may also retain their key word meaning when used as primitives. This is done not only because it is convenient for making stories, but also because it helps to reinforce the original meaning of the character.

95

子

child

This kanji is a pictograph of a **child** wrapped up in one of those handy cocoons that Japanese mothers fix to their backs to carry around young **children** who cannot get around by themselves. The first stroke is like a wee head popping out for air; the second shows the body and legs all wrapped up; and the final stroke shows the arms sticking out to cling to the mother's neck. [3]

丿 了 子

* As a primitive, the meaning of *child* is retained, though you might imagine a little older *child*, able to run around and get into more mischief.

96

孔

cavity

Probably the one thing most *children* fear more than anything else is the dentist's chair. Once a *child* has seen a dentist holding the x-rays up to the light and heard that ominous word **cavity**, even though it is not likely to know that the word means "hole" until it is much older, it will not be long before those two syllables get associated with the drill and that row of shiny *hooks* the dentist uses to torture people who are too small to fight back. [4]

了 子 孔

97

complete

了

Learn this character by returning to FRAME 95 and the image given there. The only difference is that the “arms” have been left off (actually, only tucked inside). Thus a *child* with its arms wrapped up into the back-sack is the picture of a job successfully **completed**. [2]

了

98

woman

女

You have probably seen somewhere the form of a squatting **woman** drawn behind this character, with two legs at the bottom, two arms (the horizontal line) and the head poking out the top. A little farfetched, until you draw the character and feel the grace and flow of the three simple strokes. Remembering the kanji is easy; learning to write it beautifully is another thing. [3]

女 女

* The primitive meaning is the same: *woman*.

99

fond

好

The phrase “to be **fond** of someone” has a natural gentleness about it, and lends a tenderness to the sense of touching by giving us the related term “to **fondle**.” The character likens it to a *woman fondling* her *child*. [6]

女 女 好 好 好

100

likeness

如

Pardon me if I revert to the venerable old Dr. Freud again, but his eye for symbolism is often helpful to appreciate things that more earthy imaginations once accepted more freely but that we have learned to cover over with a veneer of etiquette. For instance, the fact that things like the *mouth* of a cave served as natural ritual substitutes for the opening through which a *woman* gives birth. Hence, in order to be reborn as an adult, one may have to pass through the psychological equivalent of the womb, that is, something that bears a **likeness** to the *opening* of the *woman* from whom you were born. [6]

㇀ ㇁ ㇂ ㇃ ㇄ ㇅

101

mama

母

Look closely at this kanji and you will find the outline of the kanji for *woman* in it, though it has been expanded to make space for the two breasts that make her a **mama**. Likening this sound to a baby nursing at its mother's breast has afforded some scholars of comparative linguistics a way to explain the presence of the same word across a wide range of language-groups. [5]

㇀ ㇁ ㇂ ㇃ ㇄

* As a primitive we shall add the meaning of *breasts* in accord with the explanation given above. Take careful note of the fact that the form is altered slightly when this kanji serves as a primitive, the final two dots joining together to form a longer stroke. An example follows in the next frame.

102

pierce

貫

If one is asked to think of associations for the word **pierce**, among the first to come to mind is that of **piercing** one's ears to hold earrings, a quite primitive form of self-mutilation that

has survived into the 21st century. The kanji here is read, top to bottom: *mother* . . . *oyster*. All you need to do is imagine **piercing** an ear so that it can hold a *mother-of-pearl* you have just wrested from an *oyster*. [11]

ㄥ 口 𠂇 𠂇 𠂇 𠂇 𠂇
𠂇 𠂇 貫

103

elder brother

兄

By now kanji like this one should “look like” something to you even though it is more of an “ideogram” than a “pictograph.” The large *mouth* on top and the *human legs* below almost jump off the page as a caricature of **elder brother**, the one with the big *mouth* (or if you prefer a kinder image, the one who “has the say” among all the children). [5]

丨 𠂇 𠂇 尸 兄

* As a primitive this character will take the meaning of *teenager*, in accord with the familiar image of the big *mouth* and the gangling, clumsy *legs*.

104

overcome

克

In this frame we get a chance to use the kanji we just learned in its primitive meaning of *teenager*. The *needle* on top indicates one of the major problems confronting the *teenager* growing up in today’s world: drugs. Many of them will fall under the shadow of the *needle* at some time during those tender years, but only when a whole generation rises up and decides that “We Shall **Overcome**” the plague, will the *needle* cease to hang over their heads, as it does in this character. [7]

一 十 十 古 古 𠂇 克

Lesson 7

IN THIS LESSON we turn to primitive elements having to do with quantity. We will also introduce a form known as a “roof,” a sort of overhead “enclosure” that comes in a variety of shapes. But let us begin slowly and not get ahead of ourselves, for it is only after you have mastered the simple forms that the apparently impenetrable complexities of later primitives will dissolve. The primitives we give here will immediately suggest others, on the basis of what we have already learned. Hence the somewhat haphazard order among the frames of this lesson.

105

little

小

The sense of **little** that this character represents is not the same as “a little bit.” That meaning comes in the next frame. Here **little** means “small” or “tiny.” The image is actually of three **little drops**, the first of which (the one in the middle) is written larger so that the kanji has some shape to it. The point of writing it three times is to rub the point in: **little, little**, nothing but **little**. [3]

丿 丿 小

* The primitive of the same shape keeps the same meaning. Written above a horizontal line, its form is slightly altered, the last two strokes turning inwards like this: 宀.

106

few

少

First we need to look at the fourth stroke, the *drop* at the bottom that has been extended into a longer diagonal stroke leaning left. This happens because a single, isolated drop will NEVER appear beneath its relative primitive in its normal size, for fear it would drop off and get lost. As for the meaning, let the tiny *drop* indicate a further belittling of what is already *little*—thus making it a **few** of something *little*. [4]

し 小 少

107

large

大

Here we have a simple pictograph of a person, taking up the space of an entire character and giving it the sense of *large*. It should not be too hard to locate the two legs and outstretched arms. [3]

一 ナ 大

* As a primitive, we need a different meaning, since the element representing the human person will come up later. Hence, this shape will become a *large dog* or, if you prefer, a *St. Bernard dog*. In FRAME 238 we will explain why this choice was made.

*

cliff

厶

This primitive means precisely what it looks like: a steep *cliff*. You can almost see someone standing at the top looking down into the abyss below. [2]

一 厶

108

many

多

“Many *moons* ago,” begins much of Amerindian folklore—a colorful way of saying “Once upon a time” and a great deal of help for remembering this kanji. Here we have two *moons* (three of them would take us back to the beginning of time, which is further than we want to go), lacking the final stroke because they are partially hidden behind the clouds of time. [6]

ノ ク タ 夕 多 多

109

evening

夕

Just as the word **evening** adds a touch of formality or romanticism to the ordinary word “night,” so the kanji for **evening** takes the ordinary looking *moon* in the night sky and has a cloud pass over it (as we saw in the last frame). [3]

ノ ク タ

* The primitive keeps the same meaning and connotation as the kanji.

110

eventide

汐

In the next lesson we will meet the character for morning-*tide* and the element for *drops of water*. Meantime we have a perfect blend of picture and idea in this kanji to play on the English word for nightfall, **eventide**: *drops of water* inching their way up the shore in the *evening*. [6]

、 丶 丶 丶 汐 汐

111

outside

外

On the left, the primitive for *evening*, and on the right, that for the *magic wand*. Now, as every magician worth his abracadabra knows, bringing your *magic wand* out into the *evening* air makes your magic much more powerful than if you were to stay indoors. Hence, *evening* and *magic wand* takes you naturally **outside**. [5]

ノ ク タ 夕 外

112

name

名

Perhaps you have heard of the custom, still preserved in certain African tribes, of a father creeping into the tent or hut of his

newborn child on the night of the child's birth, to whisper into its ear the **name** he has chosen for it, before making his choice public. It is an impressive **naming** custom and fits in tidily with the way this character is constructed: *evening . . . mouth*. At *evening* time, a *mouth* pronounces the **name** that will accompany one throughout life. [6]

ノ ク タ 夕 夕 名 名

113

stone

石

With a *mouth* under a *cliff*, what else could we have here but the entrance to a secret cavern, before which a great **stone** has been rolled so that none may enter. Perhaps it is the hiding place where Ali Baba and his band of thieves have stored their treasures, in which case that magic word known to every school child who ever delighted over the tales of the *Arabian Nights* should be enough to push the **stone** aside. But take care—the *cliff* is steep, and one slip will send you tumbling down into the ravine below. [5]

This is the one and only time that the second stroke in *cliff* will reach over to the middle of the horizontal stroke. If you think of the edge jutting outwards (in keeping with the story above), the problem should be taken care of.

一 厂 丌 石 石

* The *stone* is a quite common primitive element, which is not restricted to great boulders but used of *stones* or *rocks* of any size or shape.

114

resemblance

肖

The word **resemblance** should suggest, among other things, a son's **resemblance** to his father. A “chip off the old block” is the way we often put it, but the character is more simple. It speaks of a *little* bit of *flesh*. [7]

丨 丩 丩 丨 肖 肖 肖

* When used as a primitive, the sense of *resemblance* is replaced by that of *spark* or *candle*. (If you want an explanation: the kanji for *moon* also carries a secondary sense of *fire*, which we omitted because we are keeping that meaning for other primitives.)

115

nitrate

硝

The word **nitrate** should immediately suggest a beaker of **nitric acid**, which, as every high-school chemistry student knows, can eat its way through some pretty tough substances. Here we imagine pouring it over a *rock* and watching the *sparks* fly as it bores a hole through the rock. [12]

一 丿 丩 石 石 石¹ 石¹ 石¹
 石¹ 硝 硝 硝

116

smash

碎

We begin with the two elements on the right, *baseball* and *needle*. Since they will be coming together from time to time, let us give the two of them the sense of a *game of cricket* in which a *needle* is laid across the wicket. Then imagine using a *rock* for a ball. A **smash** hit would probably splinter the bat in all directions, and a **smashing** pitch would do the same with the *needle* wicket. [9]

一 丿 丩 石 石 石¹ 石¹
 石¹ 碎

117

sand

砂

Good **sand** for beaches has *few* or no *stones* in it. That means that all of us whose feet have been spoiled by too much time in shoes don't have to watch our step as we cavort about. [9]

一 厂 丿 石 石 石 石
石小 石少

118

削

plane

Long before the invention of the carpenter's **plane**, people used knives and machetes (or here, *sabers*) to smooth out their woodwork. If you have ever seen the process, you will have been amazed at the speed and agility with which the adept can **plane** a hunk of wood into shape. Indeed, you can almost see the *sparks* fly from their *sabers*. [9]

丨 丿 丿 丨 肖 肖 肖
肖 削

119

光

ray

There are really only 2 primitives here, *little* and *human legs*. The 4th stroke that separates them is added for reasons of aesthetics. (If that doesn't make sense, try writing the kanji without it and see how ugly the results look, even to your beginner's eye.) Now if you have wondered what those little particles of "dust" are that dance around in the light-rays that come through the window and fall on your desk, try imagining them as *little* and disembodied *human legs*, and you should have no trouble with this character. [6]

丨 丿 丿 丿 光 光

120

太

plump

"**Plump**" is one of those delightful English words that almost sound like their meaning. No sooner do you hear it than you think of a round and ample-bodied person falling into a sofa like a *large drop* of oil plopping into a fishbowl—kerrrr-**plump!** [4]

一 十 大 太

121

utensil

器

The picture in this kanji is not a pleasant one. It shows a large and fluffy *St. Bernard* dog stretched out on a table all stuffed and stewed and garnished with vegetables, its paws in the air and an apple in its mouth. At each corner of the table sits an eager but empty *mouth*, waiting for the **utensils** to arrive so the feast can begin. [15]

丿 冂 口 口 口 口 口 哭
哭 哭 器 器 器 器 器

122

stinking

臭

This character is a bit friendlier to the animal world. Our friend the *St. Bernard* is alive and well, its *nose* in the air sniffing suspiciously after something **stinking** somewhere or other. [9]

丿 丨 白 白 自 自 自
臭 臭

123

exquisite

妙

The primitive for *woman* is on the left (there and at the bottom of another primitive is where you will always find her), and to the right the element for *few*. When we refer to a *woman* as **exquisite**, we mean to praise her as the sort of person we meet but *few* and far between. To be pedantic about it, the Latin word at the root of the word **exquisite** carries this sense of “seeking out” the rare from the ordinary. [7]

丿 女 女 如 如 如 妙

124

focus

省

When we think of **focusing** on something, we usually take it in a metaphorical sense, though the literal sense is not far behind. It means to block out what is nonessential in order to fix our *eye* on a *few* important matters. The kanji suggests picking up a *few* things and holding them before one's *eye* in order to **focus** on them better. [9]

丿 丨 小 少 省 省 省
省 省

125

thick

厚

When we refer to someone as **thick-skinned** or **thickheaded**, we are usually quick to add—even if only under our breath—something about their upbringing, since we cherish the belief that by nature people are basically tender and sensitive. The Japanese character for **thick** depicts a *child* abandoned out on the wild *cliffs*, exposed to the heat of the *sun*, and thus doomed to develop a head and skin as **thick** as the parent who left it there. [9]

一 厂 厂 厶 厶 厶 厶
厚 厚

126

strange

奇

The elements we are given to work with here are *St. Bernard dog* and *can*. Since the latter is too abstract, let us return to its elements: a *mouth* with *nails*. Now all we need do is create a fictitious “**Strange** But True” column in the Sunday funnies, featuring a *St. Bernard* whose *mouth* has been *nailed* shut because he was hitting the brandy keg around his neck too hard. [8]

一 ナ 六 ㄸ ㄸ ㄸ
 ㄸ 奇

Lesson 8

FOUR BASIC ELEMENTS, it was once believed, make up the things of our universe: earth, wind, fire, and water. We have already met the element for *wind*, and now we shall introduce the others, one by one, in a somewhat lengthy lesson. Fortunately for our imaginations, these suggestive and concrete primitives play a large role in the construction of the kanji, and will help us create some vivid pictures to untangle some of the complex jumbles of strokes that follow.

127

stream

川

We have taken the image of a river **stream** over into English to describe things that fall down in straight lines, or ripple along in lines. All of this is more than evident in the kanji given here, a pictograph of a **stream**. [3]

丿 川 川

* As a primitive, this character adds to the meaning of *stream* the more vivid image of a *flood*. Note, however, that there are certain small changes in the writing of the element, depending on where it appears relative to other elements:

on the left, it is written 川

on the top, it is written 𠂇

on the bottom, it is written 𠂆

128

state

州

Here we see *drops of land* (little islets) rising up out of a *stream*, creating a kind of sandbar or breakwater. Ever wonder how the *state-line* is drawn between *states* separated by a river? If there were little *drops of land* as in the kanji, there'd be nothing to it. [6]

丶 丿 小 州 州 州

129

obey

順

In primitive language, this character would read *stream . . . head*. And that turns out to be convenient for remembering its meaning of **obey**. Either one **obeys** the person who is *head* of an organization or else **obeys** by following the *stream* of opinion (“current” practice, we call it). Both these senses come together in this kanji. [12].

丿 川 川 川 川 川 川 川 川
川 順 順 順

130

water

水

This character, which looks a bit like a snowflake, is actually a pictograph of **water**—not any particular body of water or movement of water, but simply the generic name for **water**. Should you have any difficulty remembering it, simply think of a *walking stick* being dropped vertically into the **water**, sending *droplets* out in all four directions. Then all you need to learn is how to write it in proper order. [4]

丿 勹 才 水

* As a primitive, this character can keep its form, or it can be written with three drops to the left of another primitive, like this: 氵. This latter, as we will see, is far more common.

131

icicle

氷

The appearance of the primitive for *water* in its full form tells us that we have something to do with *water* here. The extra *drop* to the left, added as a second stroke, changes the picture from a splash caused by a *walking stick* dropped into *water* to form an **icicle**. If you hold an **icicle** up to the light, you can usually see little crystallizations of five-pointed stars inside of it, which is the shape we have in this kanji. [5]

丿 勹 冫 冫 氷

132

eternity

永

This kanji also uses the full form of *water*, though its meaning seems to have nothing at all to do with *water*. Remember what William Blake said about seeing “infinity in a grain of sand and **eternity** in an hour”? Well, reading this character from top to bottom, we see “**eternity** in a *drop of water*.” [5]

丶 勹 冫 冫 永

133

spring

泉

Call to mind the image of a fresh, bubbling **spring** of *water*, and you will probably notice how the top of the **spring** you are thinking of, the part where the “bubbling” goes on, is all *white*. Happily, the *white* is just where it should be, at the top, and the *water* is at the bottom. [9]

丶 丶 白 白 白 冫 泉

泉 泉

* We will keep this image of a *spring* when using this kanji as a primitive, but not without first drawing attention to a slight change that distinguishes the primitive from the kanji. The final 4 strokes (the element for *water*) are abbreviated to the

three small *drops* that we learned earlier as the kanji for *little*, giving us: 泉.

134

原

meadow

Though the kanji is broad enough to embrace both meanings, the **meadow** you should imagine here is not a flatland plain but a mountain **meadow** in the Austrian Alps. (Perhaps the opening scene of “The Sound of Music” will help.) Simply think of little *springs* bubbling up across the **meadow** to form a sort of path that leads you right to the brink of a precipitous *cliff*. Now if you can see Schwester Maria skipping along merrily, dodging in and out of the *springs*, and then falling headlong over the *cliff*, you have a ridiculous story that should help fix this kanji in memory. [10]

一 厂 尸 尸 厶 厶 厶 厶
原 原

135

願

petition

A *meadow* and a *head* are all we are given to work with in the kanji for **petition**. Since the key word already suggests something like a formal request made of some higher power, let us imagine a gigantic Wizard-of-Oz *head* located in the middle of the flowery *meadow* we used in the last frame. Then just picture people kneeling hopefully before it, **petitioning** for whatever it is they want. (The scarecrow wanted brains, the lion, courage, and the tin man a heart. What about you?) [19]

一 厂 尸 尸 厶 厶 厶 厶
原 原 原 原 願 願 願 願
願 願 願

136

swim

泳

The primitive to the left, you will recall from FRAME 130, represents *water*. To the right, we see the kanji for *eternity*. Knowing how much children like **swimming**, what could be a better image of *eternal* bliss than an endless expanse of *water* to **swim** in without a care in the world? [8]

丶 氵 彳 冫 汜 汨 汩 泳

137

marsh

沼

Unlike the meadow with its cliffs, the **marshlands** are low and near a source of *water* that feeds them until they get soggy through and through. Why certain land becomes **marshy** is probably due to the fact that it felt thirsty, and so tried its best to *seduce* the *water* over to its side. But, like most inordinate *seductions*, the last state of the victim is worse than the first. Hence the slushy **marsh**. [8]

丶 氵 彳 汜 汨 汩 沼 沼

138

open sea

沖

This kanji could hardly be simpler. The key word **open sea** readily suggests being out *in the middle of* a great body of *water*. Thinking of it in this way should avoid confusion with the kanji for “open,” which we will meet later on. [7]

丶 氵 彳 汜 汨 汩 沖

139

creek

江

Unlike the river, the ocean, the lake, and the pond, the **creek** is often no more than a dribble of *water* trickling down a small gully. While the geological history of the larger bodies of *water* is hard to surmise sometimes, all of us know from our child-

hood how **creeks** are made. You probably even dug one or two in your time. All you need to do is find a mainstream of *water* somewhere and dig a little path into dry land. The **creek** is thus a lesson in *water-craft*, as this kanji would agree. [6]

丶 丶 丶 丶 丶 江 江

140

soup

汁

To make **soup**, one begins with *water* and then starts adding things to it, often leftovers from the icebox. This is how the thick **soup** or stew called “seven-in-one” is made. This kanji does it three better, giving us a *ten*-ingredient **soup**. [5]

丶 丶 丶 丶 汁 汁

141

tide

潮

Before we get to explaining this character, take a look at it and see if you can figure out the primitive elements on your own.... On the left is the *water*—that much is easy. On the right we have only one primitive, the kanji for *morning* learned back in FRAME 52. See how an apparently complex kanji falls apart neatly into manageable pieces?

To get the meaning of the key word **tide**, just think of it in connection with the character for *eventide* that we learned back in FRAME 110. Here we have the *morning-tide*, its complement.

By the way, if you missed the question about the number of primitives, it is probably because you forgot what we said earlier about kanji becoming primitives, independently of the pieces that make them up. As a rule, look for the largest kanji you can write and proceed from there to primitives stranded on their own. [15]

丶 丶 丶 丶 汁 汁 汁 汁

汁 渣 漳 潮 潮 潮 潮

142

source

源

With the advice of the last frame in mind, it is easy to see *water* and *meadow* in this character for **source**. Both in its etymology (it has a common parent with the word “surge”) and in popular usage, **source** suggests the place *water* comes from. In this kanji, it is under the *meadow*, where we just saw it breaking the surface in those bubbly little springs. [13]

丶 氵 氵 汜 汜 汜 汜 汜
 源 源 源 源 源

143

lively

活

When we speak of a **lively** personality or a **lively** party, we immediately think of a lot of chatter. This kanji depicts the idea of **lively** by having *tongues* babble and splash around like flowing *water*. [9]

丶 氵 氵 汜 汜 汜 汜
 活 活

144

extinguish

消

Among the many things *water* is useful for is **extinguishing** fires. First of all, take the *water* at the left as the *drops of water* that are used to depict *water* in general. In the best of all possible worlds, the most efficient way to **extinguish** a fire would be to see that each *drop of water* hits one *spark* of the conflagration. An unthinkable bit of utopian fire fighting, you say to yourself, but helpful for assigning this key word its primitives. [10]

丶 氵 氵 汜 汜 汜 汜 消
 消 消

145

but of course

況

This key word is a connector used to link contrasting phrases and sentences together with much the same flavor as the English phrase **but of course**. Just picture yourself ready to go off on your first date as a *teenager*, and having your mother grill you about your manners and ask you embarrassing questions about your hygiene. “Did you have a good shower?” “**But of course...**,” you reply, annoyed. So *water* and *teenager* combine to give us **but of course**. [8]

丶 丶 丶 丶 汜 汜 汜 況

146

river

河

The character in this frame represents a step up from the *stream* we met in FRAME 127; it is a full-sized **river**. The *water* to the left tells us what we are dealing with, and the *can* at the right tells us that our “little engine that *could*” has now become amphibious and is chugging down the Mighty Mississippi like a regular riverboat. [8]

丶 丶 丶 汜 汜 汜 河 河

147

overnight

泊

When you stop at an inn for an **overnight** rest, all you expect is a bit of *water* for a wash and a set of clean *white* sheets to wrap your weary bones in. [8]

丶 丶 丶 汜 汜 汜 泊 泊 泊

148

lake

湖

Water . . . old . . . flesh. You have heard of legends of people being abandoned in the mountains when they had become too *old* to work. Well, here is a legend about people being set adrift

in the *waters* of a stormy **lake** because their *flesh* had gotten too *old* to bear the burdens of life. [12]

、 彳 冫 汜 汧 汨 沽 沽
湖 湖 湖 湖

149

fathom

測

Connoting the measurement of the depth of *water*, the key word **fathom** begins with the *water* primitive. To its right, we see the compound-primitive for *rule* (FRAME 88) which we learned in the sense of a “ruler” or “measure.” Hence, when we *rule water* we **fathom** it. What could be simpler? But be careful; its simplicity is deceptive. Be sure to picture yourself **fathom-ing** a body of *water* several hundred feet deep by using a *ruler* of gargantuan proportions. [12]

、 彳 冫 汜 汧 汨 汨 汨
測 測 測 測

150

soil

土

I don't like it any more than you do, but this kanji is not the pictograph it is trumped up to be: a mound of soil piled on the ground. All I can recommend is that you memorize it as it is. Anyway, it will be occurring with such frequency that you have almost no chance of forgetting it, even if you try. [3]

一 十 土

* As a primitive, the sense of *soil* is extended to that of *ground* because of its connection with the kanji for the same (FRAME 515). From there it also takes the added meanings of *dirt* and *land*.

151

spit

吐

We have here a rather small *mouth* (it is always compressed when set on the left) next to a much larger piece of *dirt*. It is not hard to imagine what you might do if you got a *mouth* full of *dirt*. As least I know what I would do: **spit** it out as fast and far as I could! [6]

丨 凵 口 𠂇 叶 吐

152

pressure

压

One of the things that causes the erosion of *soil* is the excessive **pressure** of the *topsoil* on the lower *soil*. This can be caused by any number of things from heavy rainfall to heavy buildings to the absence of sufficient deep-rooted vegetation to hold the layers together. Here we see a steep *cliff* without a tree in sight. The slightest **pressure** on it will cause a landslide, which you can almost see happening in this character. [5]

一 厂 尸 斥 压

153

cape

埼

The **cape** pictured here is a jut of *land* like Cape Cod. The *soil* on the left tells us we have to do with *land*, and the *strange* on the right tells us it is a *cape* where unusual things go on. Put a haunted house on it, an eerie sky overhead, and a howling wind rustling through the trees, and you have yourself a picture of **Cape Strange** (or, if you prefer, **Cape Odd**). [11]

一 十 扌 扌 扌 扌 扌 扌
培 培 埼

154

hedge

垣

The **hedge** depicted in this frame is the miraculous **hedge** of briar roses that completely *spanned* the castle *grounds* in which Sleeping Beauty lay for a hundred years, so that none but her predestined beloved could find his way through it. [9]

一 十 土 扌 扌 扌 扌 扌
垣 垣

155

squared jewel

圭

Now I am going to do something unusual. The character in this frame is going to get one meaning and the primitive another, with no relation at all between the two. In time, I hope you will see how helpful this is.

The kanji key word, **square jewel**, depicts a mammoth precious stone, several feet high, made by piling up large heaps of *soil* on top of one another. Not something you would want to present your betrothed on your wedding day, but a good image for remembering this rare character, used chiefly in personal names nowadays. [6]

一 十 土 圭 圭 圭

* As a primitive, we shall use this character to mean *ivy*, that creepy vegetation that covers the surface of the *ground* to form a sort of “second” *ground* that can get somewhat tricky to walk on without tripping.

156

seal

封

Think of the key word **seal** as referring to a letter you have written and are preparing to close. Instead of using the traditional wax **seal**, you *glue* a sprig of *ivy* on the outside. In this way the elements *ivy* and *glue* give you a curious and memorable way to **seal** your secret letters. [9]

一 十 土 圭 丰 圭 圭
封 封

157

涯

horizon

After seeing a constant **horizon** of *water*, *water* everywhere for months at sea, could there be anything more delightful to the eyes than to look astern and see the *ivy-clad cliffs* of land on a new **horizon**? Of course, you'd need the eyes of a stellar telescope to recognize that the vegetation was in fact *ivy*, but the phrase "*ivy-clad cliffs*" has such a nice ring to it that we won't worry about such details. [11]

、 彳 彳 汜 汜 汜 汜 汜
涯 涯 涯

158

寺

Buddhist temple

You have heard of people "attaching" themselves to a particular sect? Here is your chance to take that metaphor literally and imagine some fellow walking into a **Buddhist temple** with a fervent resolve to attach himself to the place. Since there is plenty of unused *land* around the precincts, he simply picks out a suitable patch, brushes the soles of his feet with *glue*, steps down firmly, and so joins the **Buddhist temple** as a "permanent member." [6]

一 十 土 圭 寺 寺

159

時

time

"What is **time**?" asked St. Augustine in his memoirs. "Ask me not, and I know. Ask me, and I cannot tell you." Here we have the kanji's answer to that perennial riddle. **Time** is a *sun* rising over a **Buddhist temple**. It sounds almost like a Zen kōan whose repetition might yield some deep secret to the initiated. At any

rate, imagining a monk seated in meditation pondering it might help us remember the character. [10]

丨 冂 月 日 日^一 日⁺ 日[±]
 𠄎 時 時

160

level

均

The level this key word refers to is not the carpenter's tool but rather the even surface of a thing. It pictures *soil* being scooped up into a *ladle* and then made level (apparently because one is measuring *soil*). The excess *drops of soil* are brushed off the top, which accounts for the added *drop* at the *ladle's* edge. [7]

一 十 扌 扌 均 均 均

161

fire

火

Just as sitting before a **fire** enlivens the imagination and lets you see almost anything you want to in the flames, this kanji is so simple it lets you see almost any sort of **fire** you want to see. It no longer makes a good pictograph, but I invite you to take a pencil and paper and play with the form—first writing it as shown below and then adding lines here and there—to see what you can come up with. Everything from matchbooks to cigarette lighters to volcanic eruptions to the destruction of Sodom and Gomorrah have been found here. No doubt you, too, will find something interesting to bend your memory around these four simple strokes. [4]

丶 丶 丶 火

* To avoid confusion later on, it is best to keep to the meaning of a *fireplace* (or *hearth*) or a raging *conflagration* like a forest fire for this kanji's primitive meaning. Another primitive element for *fire*, based on this one, is written 灬 and will mean *flames, cauldron, cooking fire, or an oven fire*.

162

炎

inflammation

A *fire* belongs IN the *hearth*, not OVER it. When the *fire* spreads to the rest of the house, we have an **inflamed** house. And as with any **inflammation**—including those that attack our bodies—the danger is always that it might spread if not checked. This is the sense behind the reduplication of the kanji for *fire*. [8]

丶 丶 丶 火 火 火
炎 炎

163

煩

anxiety

The existential condition of **anxiety** that arises from the inevitable frustration of our worldly passions is contained in this character. The *head* is set *afire*, causing deep torment of spirit (and a whopper of a headache). [13]

丶 丶 丶 火 火 火 火 火
煩 煩 煩 煩 煩

164

淡

thin

The primitives in this kanji read: *water* . . . *inflammation*. Taking *inflammation* in its medical sense, the first *water*-related *inflammation* that pops into mind is dehydration, the principal symptom of which is that it makes one shrivel up and look very, very **thin**. If that is hard to remember, try thinking it backwards: a very **thin** chap passes by and you imagine him suffering from (being *inflamed* with) dehydration (hence the element for *water*). [11]

丶 丶 丶 丶 丶 丶 丶
淡 淡 淡

165

lamp

灯

Since it is very hard to read by the *fireplace* without going blind from the flickering of the flames or burning up from the heat, our ancestors invented a way to *nail* down a bit of that *fire*, just enough to light up the text of their evening newspapers and no more. Voilà! The **lamp**. [6]

丶 丶 丶 火 火 灯 灯

166

farm

畑

Looking at the primitives, a *fireplace* and a *rice field*, we find the essential ingredients for a **farm**: a warm *hearth* to sit by at night, and a well-plowed *field* to grow one's crops in by day. [9]

丶 丶 丶 火 火 火 畑 畑
畑 畑

167

disaster

災

Of all of nature's **disasters**, this kanji picks out two of the worst: *floods* and *fires*. To recall the disposition of the elements, think of nature's solution to nature's own problem: a great *flood* pouring down over a great forest *fire*. [7]

< << <<< <<<< <<<<< <<<<<< 災

168

ashes

灰

The kanji for **ashes** naturally includes the primitive for *fire*, or more specifically, a *fireplace*. Now what do you do with that bucket of **ashes** you have just cleaned out of the *fireplace*? You walk to the edge of a *cliff* and tip it upside down, watching as they are swept away in the wind like a swarm of gray mosqui-

toes. Thus the *fire*, once it has turned to *ashes*, ends up at the bottom of the *cliff*. [6]

一 厂 𠂇 𠂈 𠂉 灰

169

点

spot

If you look into the flickering of a *fire* for a long time and then turn aside, you will see **spots** before your eyes. Although nobody ever thought of such a thing before—as least as far as I know, they didn't—imagine using those **spots** as a technique for *fortune-telling*. The old witch sits before her *cauldron* and watches the **spots** that show up when she turns to look at you, and from that *tells your fortune*. [9]

一 卜 卜 占 占 占 点
点 点

170

照

illuminate

Although the range of possible meanings that the kanji for **illuminate** can have is about as rich as the connotations of the English word, we need to focus on just one of them: to make something *shine*. If you glaze a pot and put it into the *oven* to *fire* it, you in fact *illuminate* it. Hence the kanji for **illuminate** compares the kanji for *shining* with the primitive element for the *oven's fire*. [13]

丨 冂 日 日 𠂇 𠂇 𠂇 昭
昭 昭 昭 照 照

171

魚

fish

The composition of this kanji shows three elements, which we list in the order of their writing: *bound up* . . . *rice field* . . . *cooking fire*. We can join them together by thinking of a three-part

story: first a **fish** is caught and *bound up* on a line with its unfortunate school-mates; when the fisherman gets home, he cuts off the head and tosses it, with the entrails, out into the *rice fields* for fertilizer; and the rest he sets in a skillet over a *cooking fire* for his supper. [11]

ノ ㇀ ㇁ 𠂇 𠂈 𠂉 𠂊 𠂋 𠂌
魚 魚 魚

172

fishing

漁

To the story we have just made about *fish*, this kanji for the profession of **fishing** adds yet another element BEFORE the others: namely the *water*, where the fish was happily at home before being caught, disemboweled, and eaten. [14]

丶 丶 丶 丶 丶 丶 丶 丶
洧 洧 洧 洧 洧 洧 洧 洧

Lesson 9

ALTHOUGH THE study of the four basic elements undertaken in the last lesson brought us a lot of new characters—46 in all—we have only scratched the surface as far as *water*, *earth*, *wind*, and *fire* are concerned. Perhaps by now it is clear why I said that we are lucky that they appear so frequently. The range of images they suggest is almost endless.

At any rate, let us carry on with new “roof” and “enclosure” primitives. But first, a primitive-kanji that we might have included in the last group but omitted so as not to be distracted from the four elements.

173

ri

里

That's right—a *ri*. Don't bother looking it up in your English dictionary; it's a Japanese word for measuring distances. One *ri* is about 4 kilometers or 2.5 miles. The kanji depicts how the measure came to be used. Atop we see the *rice field*, and below the element for *land*. Those four sections you see in the *rice field* (and which we made mention of when first we introduced the character in FRAME 14) are actually measurements of *land*, much the same as farm-sections in the United States have given us the notion of a “country mile.” The *land* division based on the size of a *rice field* is called a *ri*. [7]

丨 冂 冂 日 甲 里 里

* To get a more concrete primitive meaning for this kanji, we shall refer to it as a *computer*, a meaning deriving from the kanji for *logic*, which we will meet in LESSON 12.

174

black

黒

Like most things electrical, a *computer*, too, can overheat. Just imagine *flames* pouring out of it and charring the keyboard, the monitor, and your desk a sooty **black** color. [11]

丨 冂 冂 日 甲 甲 里 里
黒 黒 黒

175

black ink

墨

Besides meaning **black ink**, this kanji also appears in the word for an inked string that is pulled taut and snapped to mark a surface, much the same as one might used a chalked string. Here it is used to mark off the *dirt* with *black* lines for a football game (played, I presume, on a white field). [14]

丨 冂 冂 日 甲 甲 里 里

黒 黒 黒 黒 墨 墨

176

carp

鯉

These are the same **carp** you see in Japan's famous **carp** streamers. Only here we find a small home *computer* or two strung on the line by a father anxious for his son not only to have the courage and determination of a **carp** swimming upstream, but also the efficiency and memory of a *computer*. Ugh. [18]

ノ 夕 夕 夕 夕 夕 夕 夕 夕
 魚 魚 魚 魚 魚 魚 魚 魚
 鯉 鯉

177

quantity

量

Think of **quantity** as having to do with measuring time and distance, and the rest is simple: you have a quantity of time in the new day that begins with *nightbreak*, and a quantity of distance in the rural *ri*. [12]

一 日 日 日 日 日 日 日
 晷 晷 晷 晷

178

rin

厘

No doubt you will find it in your heart to forgive me for forcing yet another Japanese word on you in this frame. It is not the last time it will happen in this book, but I can assure you they are used only when absolutely necessary.

One *rin* is equal to about 1/1000 of a yen—or rather was worth that much when it still made economic sense to mint them. While inflation took its toll on this kanji as a monetary unit, it survived with the not at all surprising sense of something “very, very tiny.”

The kanji shows a *cliff* with a *computer* under it, apparently because it has been pushed over into the abyss by someone fed up with the thing. The total market value of one home *computer* that has fallen over rock and bramble for several hundred feet: about one *rin!* [9]

一 厂 厶 厶 厶 厶 厶
厶 厶

179

bury

埋




When we speak of **burying** something (or someone, for that matter), we usually mean putting them under *ground*. Only here, we are **burying** our beloved *computer* that has served us so well these past years. Behind us a choir chants the “Dies irae, dies illa” and there is much wailing and grief among the bystanders as they pass by to shovel a little *dirt* into what will be its final resting place. R.I.P. [10]

一 十 土 土 土 土 土
土 埋 埋

Before going any further, we might pause a moment to look at precisely WHERE the primitive elements were placed in the kanji of the last frame: the *ground* to the left and the *computer* to the right. Neither of these are absolutely fixed positions. The kanji for *spit* (FRAME 151), for instance, puts *ground* on the right, and that for *plains* (FRAME 1596) will put the *computer* on the left. While there is no reason to bother memorizing any “rules,” a quick glance through a few generalized principles may help. Use them if they help; if not, simply adjust the story for a problem character in such a way as to help you remember the position of the elements relative to one another. In any case, here are the principles:

1. Many kanji used regularly as primitives have a “strong” position or two from which it is able to give a basic “flavor” to the character. For example, *ground* at the left (or bottom) usually indicates something to do with earth, soil, land, and the like; *fire* at the bottom in the form of the four dots, or at the left in its compressed kanji form, usually tells us we have

- to do with heat, passion, and the like; a *mouth* at the left commonly signifies something to do with eating, coughing, spitting, snoring, screaming, and so forth. Where these elements appear elsewhere in the kanji, they do not have the same overall impact on its meaning as a rule.
2. Some primitive elements *ALWAYS* have the same position in a kanji. We saw this earlier in the case of the primitive meaning *head* (FRAME 60) and that for the long *saber* (FRAME 83), as well as in the three drops of *water* (FRAME 130).
 3. Enclosures like *cliff* (see FRAME 125) and *bound up* (FRAME 63) are always set above whatever it is they enclose. Others, as we shall see later, “wrap up” a kanji from the bottom.
 4. All things being equal, the element with the fewer strokes (usually the more common element) has first rights to the “strong” position at the left or bottom. (Note that the left and bottom cannot *BOTH* be the dominant position in the same character. Either one or the other of them will dominate, usually the left.) The characters for *nitrate* (FRAME 115) and *chant* (FRAME 21) illustrate the point.

*	hood
	<p>In addition to the basic meaning of hood, this shape can be used for a <i>glass cover</i>, such as that used to serve “pheasant under glass.” Note its difference from the element for <i>wind</i>: the second stroke is hooked <i>INWARDS</i> here. To help remember this detail, think of the wind as blowing “out” and a glass canopy as keeping something “in.” Among the related images suggested by this primitive are: a monk’s cowl, a riding hood, a helmet, and an automobile hood. [2]</p>
	
180	same
	<p>The primitives in this kanji show us <i>one</i> and <i>mouth</i> under a <i>hood</i>. Let us take the key word to connote the sameness that characterizes the life in community of the monk. They all have the same habits, including the “habit” they wear on their backs.</p>

Here we see the monk's *cowl*, drawn down over the eyes so that all you can see when you look at him is a *mouth*. But since monks also speak their prayers in common, it is but a short step to think of *one mouth* under a *hood* as the kanji for the *sameness* of monastic life. [6]

丨 冂 冂 同 同 同

* As a primitive, this will mean *monks* dressed in a common habit.

181

den

洞

The key word **den** refers to an animal lair hollowed out in the side of a mountain. Now if we keep to the image of the monastic life as an image for *same*, we can picture a **den** of wild beasts dressed up in habits and living the common life in a mountain cavern. To bring in the element of *water* we need only give them a sacred “puddle” in the center of their **den**, the focus of all their pious attentions. [9]

丶 丶 丶 丶 冂 冂 冂
洞 洞

182

trunk

胴

The word **trunk** refers to the *part of the body* that is left when you have “**truncated**” all the limbs. I can hardly think of any reason for doing so, unless one were lumberjacking corpses and needed to have them all properly pruned and made the *same* so they could be floated downstream without causing a *body-jam*. [10]

冂 月 月 月 月 月 月 月
胴 胴

183

yonder

向

Something referred to as “over **yonder**” is usually far off in the distance and barely within sight—like a wee *drop* in the distance—and is usually an expression used in giving directions or pointing something out. Hence this kanji begins with a *drop*. Then we find a sort of transparent *helmet* with no eyes or nose, but only a prominent *mouth* under it, obviously an extraterrestrial. And what is it jabbering on about with its *mouth* open like that? Why, about his spaceship way over **yonder** with its fuel tank on empty. [6]

’ 丨 冂 向 向 向

184

esteem

尚

Above we see the primitive for *little* attached to one of those *glass canopies* you might use to display a family heirloom. The *littleness* is important, because what is in fact on display is the shrunken, stuffed, and mounted *mouth* of an **esteemed** ancestor. We may be used to *esteeming* the words our forebears leave behind, but here we also **esteem** the very *mouth* that spoke them. I leave it to you to imagine a suitable place in your room for displaying such an unusual conversation piece. [8]

丨 丩 丩 尚 尚 尚 尚

*

house

宀

This extremely useful primitive element depicts the roof of a **house**. You can see the chimney at the top and the eaves on either side without much trouble. It is a “crown” element, which means that it is invariably set atop other things. Examples follow immediately. [3]

丨 丨 宀

185

字

character

Here is the character for **character** itself. Not just kanji, but any written **character** from hieroglyphs to Sanskrit to our own Roman alphabet. It shows us simply a *child* in a *house*. But let us take advantage of the double-meaning of the key word to note that just as a *child* born to a Japanese *house* is given **characters** for its name, so it is also stamped with the **character** of those who raise it from infancy on. [6]

、 丨 宀 宀 字 字

186

守

guard

The notion of **guarding** something easily brings to mind the image of someone standing **guard**, like the royal soldiers in front of Buckingham Palace or the Pope's Swiss **Guard**. The whole idea of hiring **guards** is that they should stick like *glue* to your *house* to protect it from unwanted prowlers. So go ahead and *glue* a **guard** to your *house* in imagination. [6]

、 丨 宀 宀 守 守

187

完

perfect

In order not to confuse the key word **perfect** with others nearly synonymous in meaning, pull it apart to have a look at its native Latin roots. *Per-factum* suggests something so “thoroughly made or done” that nothing more needs to be added to it. Now look at the kanji, which does something similar. We see a *house* that has been made **perfectly** from its *beginnings* in the foundation to the roof on the top. Now return to FRAME 97 and make sure not to confuse this key word with the kanji for *complete*. [7]

、 丨 宀 宀 宀 完 完

188

proclaim

宣

Under the primitive for *house* we meet the kanji for *span*. Think of the key word in its religious sense of missionary preaching: “**proclaiming** the good news to all nations” and “shouting it from the *housetops*.” That should be enough to help you remember this simple kanji, used in fact both for advertising and missionary work. [9]

宀 宀 宀 宀 宀 宀 宀
官 宣

189

wee hours

宵

As the key word hints, the kanji in this frame refers to the late evening or early morning hours, well after one should be in bed asleep. It does this by picturing a *house* with a *candle* in it. The reason is obvious: whoever is living there is “burning the *candle* at both ends,” and working night after night into the **wee hours**. [10]

宀 宀 宀 宀 宀 宀 宀
宵 宵

190

relax

安

To be told that the place of the *woman* is in the *house* may not sit well with modern thought, but like all cultural habits the Chinese characters bear the birthmarks of their age. So indulge yourself in a Norman Rockwell image of **relaxing** after a hard day’s work: the scruffy and weary *woman* of the *house* slouched asleep in the living room chair, her hair in curlers and a duster lying in her lap. [6]

宀 宀 宀 宀 宀 宀 宀
安 安

191

宴

banquet

To carry on from the last frame, we note the entire *day* of work that comes between a *woman* and her *house* in preparing for a dinner **banquet**, pictorially “interrupting” her *relaxation*. [10]

宀 宀 宀 宀 宀 宀 宀 宀

宴 宴

192

寄

draw near

Let the idea of **drawing near** suggest something dangerous or eerie that one approaches with fear and trembling. Here we see a *strange house*—perhaps the haunted *House* of Usher that Edgar Allen Poe immortalized, or the enchanted Gingerbread *House* that lured Hansel and Gretel to **draw near**. [11]

宀 宀 宀 宀 宀 宀 宀 宀

寄 寄 寄

193

富

wealth

Here we have the original character on which the primitive element for **wealth** is based. In keeping with the story introduced back then, note how all the **wealth** is kept under the roof of the same *house*. [12]

宀 宀 宀 宀 宀 宀 宀 宀

富 富 富 富

194

貯

savings

To avoid confusing this frame with the last one, try to think of **savings** as actual money. The only difference is that our cur-

rency is not paper bills but *shells*, a not uncommon unit of exchange in older civilizations. The *nail* under the roof of the *house* points to a hiding place in the rafters on which one strings up one's *shells* for safekeeping. [12]

丨 冂 月 目 目 貝 貝 貝'
貝' 貯 貯 貯

Lesson 10

OF THE SEVERAL primitive elements that have to do with plants and grasses, we introduce two of the most common in this lesson: *trees* and *flowers*. In most cases, as we shall see, their presence in a “strong” position (in this case, to the left and at the top, respectively) helps give a meaning to the kanji. Where this is not the case, we shall do our best to MAKE it so.

195

tree

木

Here we see a pictograph of a *tree*, showing the main trunk in the long vertical stroke and the boughs in the long horizontal stroke. The final two strokes sweep down in both directions to indicate the roots. Although it may look similar at first sight to the kanji for *water* (FRAME 130), the order in which it is written is completely different and this affects its final appearance. [4]

一 十 才 木

* As a primitive, this kanji can be used to mean *tree* or *wood*. In those cases where the last two strokes are detached from the trunk (木), we shall change its meaning to *pole*, or *wooden pole*.

<p>196</p> <p>林</p>	<p style="text-align: right;">grove</p> <p>Learn this frame in connection with the next one. A grove is a small cluster of <i>trees</i>. Hence the simple reduplication of the kanji for <i>tree</i> gives us the grove. [8]</p> <p style="text-align: center;">一 十 才 木 木 村 材 林</p>
<p>197</p> <p>森</p>	<p style="text-align: right;">forest</p> <p>A forest is a large expanse of <i>trees</i>, or “<i>trees, trees everywhere</i>,” to adopt the expression we used back in FRAMES 22 and 23. [12]</p> <p style="text-align: center;">一 十 才 木 木 木 木 木 森 森 森 森</p>
<p>198</p> <p>桂</p>	<p style="text-align: right;">Japanese Judas-tree</p> <p>Unless you are a botanist, you are not likely to know what a Japanese Judas-tree looks like, and probably never even heard of it before, but the name is sufficiently odd to make remembering it easy. Using the primitives as our guide, we define it as a <i>tree</i> with <i>ivy</i> growing down its branches in the shape of a hangman’s rope. [10]</p> <p style="text-align: center;">一 十 才 木 木 木 木 木 桂 桂</p>
<p>199</p> <p>柏</p>	<p style="text-align: right;">oak</p> <p>This kanji calls to mind the famous myth of the “golden bough.” As you may recall, what made the sacred oak in the forest of Diana the Huntress outside of Rome “golden” were the <i>white</i> berries of the mistletoe that grew in the branches of</p>

the tree, presumably appearing yellow when the light of the sun shone through them. (If you don't know the story, take a break today and hunt it down in a dictionary of myth and fable. Even if you forget the kanji, which of course you won't, the story of the mistletoe and the fate it brought to Balder the Beautiful is most memorable.) [9]

一 十 才 木 木' 木' 木'
柏 柏

200

frame

枠

You might think of the **frame** this character refers to as the sort of **frame** we have created by drawing a dark line around this kanji and its explanation. Then think of that line as made of very thin *wood*; and finally note how each time the line bends it forms a 90° angle, thus giving us the *nine* and the *ten*. [8]

一 十 才 木 木' 木'
枠 枠

201

treetops

梢

As the days grow shorter and shorter, or so the northern European myth goes, the fear grows that the sun will take its leave of us altogether, abandoning the world to total darkness. Fixing *candles* to the branches of evergreen *trees*, it was believed, would lure the sun back (like things attracting like things), whence the custom of the lighted tree that eventually found its way into our Christmas customs. The story is a lot longer and more complex than that, but it should help to fix the image of climbing high up into the **treetops** to fix *candles* on the *tree*. [11]

一 十 才 木 木' 木' 木' 木'
梢 梢 梢

202

shelf

棚

One often thinks of books as “good *companions*,” but here it is the **shelf** we store them on that is the *companion*. The reasons should be obvious: it is made of the same stuff, *wood*, and spends a lot more time with them than we do! Here again, be careful not to let the rationality of the explanation get in the way before you turn it into a proper story. [12]

一 十 才 木 杓 初 初 棚
棚 棚 棚 棚

203

apricot

杏

Since **apricots** can be eaten just as they fall from the *trees*, picture this *mouth* agape at the bottom of a *tree* (just as the elements have it), waiting for **apricots** to fall into it. [7]

一 十 才 木 杏 杏 杏

204

paulownia

桐

Since you probably don't know what a **paulownia tree** is, we shall let the key word suggest the phrase “the Little Brothers of St. **Paulownia**” and it is a short step to associate the *tree* with the *monks* to its right. (For the curious, the name of this oriental *tree* really comes from a Russian princess, Anna Pavlovna.) [10]

一 十 才 木 杓 杓 桐 桐
桐 桐

205

plant

植

You have no doubt seen how people practicing the Japanese art of bonsai take those helpless little saplings and twist them into

crippled dwarves before they have a chance to grow up as they should. The more proper way to **plant** a young *tree* and give it a fair shake in life is to set it into the earth in such a way that it can grow up *straight*. [12]

一 十 才 木 木 木 木 木
 木 木 木 木

206

wither

枯

What makes a *tree* begin to **wither** up, and perhaps even die, is a kind of arteriosclerosis that keeps its sap from flowing freely. Usually this is due to simple *old* age, as this character shows us. Be sure to picture a wrinkled *old tree*, **withering** away in a retirement center so that the commonsense explanation does not take over. [9]

一 十 才 木 木 木 木
 枯 枯

207

crude

朴

As all magicians who have passed their apprenticeship know, one makes one's *wand* out of a hazel branch and is careful not to alter the natural form of the *wood*. For the magic of the *wand* derives its power from its association with the hidden laws of nature, and needs therefore to be kept in its **crude**, natural state. [6]

一 十 才 木 木 木

208

town

村

The character for *village* was associated with *rice fields* (FRAME 92). That for **town**, a step up on the evolutionary path to cities, shows a circle of *trees glued together* to measure off the confines of a **town**. [7]

一 十 才 木 木 村 村

209

inter-

相

The prefix **inter-** stirs up associations of cooperation among people. From there we read off the elements: *tree . . . eye*. Those two words call to mind the scriptural proverb about first taking the *tree* out of one's own *eye* before helping your neighbors with the splinter in theirs. What more useful rule for **inter-**human relationships, and what more useful tool for remembering this kanji! [9]

一 十 才 木 木 相 相
相 相

210

desk

机

We need to fix imagination here on two things to learn the kanji for **desk**: the wonderful rough *wood* of which it has been hewn and the *wind* that blows across it, sending your papers flying all over the room. These two elements, written in that order, dictate how to write the character. [6]

一 十 才 木 木 机

211

book

本

Recalling that **books** are made of paper, and paper made of *trees*, one might think of a **book** as a slice of a *tree*. Can you see the “cross-cut” in the trunk of the *tree*? Picture it as a chain-saw cutting you out a few **books** with which to start your own private library. [5]

一 十 才 木 本

212

tag

札

The **tags** you see hanging on *trees* in public places in Japan are helpful to identify what sort of *trees* they are. Next time you see one, imagine the bit of wire that fixes the **tag** to the branch as a large *fishhook*. REALLY imagine it, illogical as it is, and you will never have trouble with this kanji again. [5]

一 十 才 木 札

213

calendar

曆

Look at this character in reverse order, from bottom up. First we see the primitive for *days*, an appropriate enough way to begin a **calendar**. Next we see a *grove of trees* growing under a *cliff*. The laws of nature being what they are, the *trees* would be stunted under such conditions, unless they were strong enough to keep growing upwards until they passed through the layers of rock and soil, right up to the surface. Now imagine that in those little boxes marking off the *days* on your wall **calendar**, you see that very process taking place step by step: 365 or so time-lapse pictures of that *grove of trees* each month, from January under the *cliff* to December on top of the *cliff*. The story is not as complex as it sounds, particularly if you happen to have a **calendar** nearby and can flip through it with this image in mind. [14]

一 厂 尸 尸 尸 尸 尸 尸
 厃 厃 厃 厃 厃 厃

214

plan

案

Without much effort, the elements *relax . . . tree* suggest a hammock strung between two *trees* in your backyard, and you stretched out in it, hands folded behind your head, **planning** something or other. After all, it's something we all do from time to time: kick up our legs on the nearest piece of furniture

and daydream about the best **plan** of action to take. Only here be sure to relate the *relaxation* to the *tree*, so that you don't end up with something else in its place (like "legs" or "desk" or "table"). [10]

宀 宀 宀 宀 宀 宀 宀 宀
案 案

215

燥

parch

Parchment, made from animal skins, was the most common form of writing material used until the beginning of the 19th century. When paper took over, a method was devised to make artificial parchment from *wood* pulp. The *fire* at the left and in the "strong" position serves to remind us of the root word, "**parch**," since nothing dries, puckers, wrinkles, and scorches quite like *fire*. And here is how we put it all together. Take a sheet of paper (a "*wood-good*,"), wet it, and hold it over a *hearth* in your mind's eye. Now watch as it **parches** the paper, leaving it with a strange and bumpy surface resembling parchment. [17]

火 火 火 火 火 火 火
焯 焯 焯 焯 焯 焯 焯
焯 焯 燥

216

未

not yet

As the key word suggests, this kanji has to do with something not quite over and done with. More concretely, it shows us a *tree* that is **not yet** fully grown. The extra short stroke in the upper branches shows new branches spreading out, leaving one with the feeling that the *tree* has a ways to go yet before it reaches maturity. In other words, the kanji conveys its meaning pictographically, playing on the earlier pictograph of the *tree*. [5]

一 二 十 未 末

217

extremity

末

This character is best learned in connection with that of the previous frame. The first stroke shows a branch that is longer than the main branch, indicating that the tree has reached the **extremity** of its growth, so that its branches stop spreading and start drooping downwards. Be sure to keep this imagery in mind, to avoid confusing this key word with synonyms that will appear later. [5]

一 二 十 未 末

218

splash

沫

The **splash** this kanji refers to is the dash of *water* against the rocks, with all the foam and spray that this creates. If you think of a **splash** in this sense as a wave that has run its full course and reached its *extremity*, namely the seashore, and if you think of it pictorially in your mind's eye, this somewhat rare (but oh-so-easy-to-learn) kanji is yours for good. [8]

、 丶 丶 汨 汨 汨 沫 沫

219

flavor

味

When a tree has *not yet* finished growing, it produces fruit with a full **flavor**. When the official taster (the professional *mouth* to the left) determines that full **flavor** has been reached, the tree is pruned back so that it remains permanently *not yet* grown. A neat little agricultural trick and an easy way to see the sense of **flavor** hidden in this character. [8]

丨 冂 口 口 口 味 味 味

220

younger sister

妹

The **younger sister** in the family is the *woman* in the family who, like the newest branch in a tree, is *not yet* old enough or mature enough to do everything the elder sister can do (see FRAME 413). [8]

レ 女 如 姪 妹
妹 妹

221

vermilion

朱

That red-orange color we call **vermilion** is found in nature during the fall when the leaves lose their sugar and begin to change color. This kanji depicts the very last leaf on a tree in the fall (the *drop* hung in the first stroke), the leaf that has *not yet* fallen as it one day must. Look at its color—**vermilion**. (Well, not really. The truth is, **vermilion** is made from a mercuric sulfide, but I'm sure you will agree that autumn leaves are a lot easier to work with.) [6]

ノ 一 二 牛 朱 朱

222

stocks

株

The **stocks** bought and sold on the market by the tens of millions each day get their name from a comparison to a healthy *tree*, in which one takes “**stock**” in the hopes that it will grow and produce more and more *trees* like itself. Usually good **stocks** are referred to as “blue chip,” but here we are asked to associate the key word with the color *vermilion*, perhaps because one can assess the value of a tree from the color of its autumn leaves. [10]

一 十 才 木 木 木 木
株 株 株

<p>✱ 艹</p>	<p style="text-align: right;">flower</p> <p>We are not yet equipped with all the pieces necessary to learn the character for flower, so shall have to content ourselves here with the first three strokes, which represent the primitive of the same meaning. Concentrate on the actual “bloom” of the flower, and keep a particular flower in mind. Try a rose, a tulip, or a daisy, since none of them will have their own kanji. [3]</p> <p style="text-align: center;">一 十 艹</p>
<p>223 若</p>	<p style="text-align: right;">young</p> <p>Here we see a <i>flower</i> held in the <i>right</i> hand. You can imagine yourself in a magic garden where <i>flowers</i> picked with the <i>right</i> hand grant eternal youth; and those picked with the left, premature senility. Go ahead, pick one with each hand and watch what happens. [8]</p> <p style="text-align: center;">一 十 艹 𦵏 𦵐 𦵑 若 若</p>
<p>224 草</p>	<p style="text-align: right;">grass</p> <p>Perhaps you know the custom of seeding grass randomly or in some particular pattern with the <i>flower</i> called the crocus, which blooms for a few days each year in <i>early</i> spring. As the grass begins to turn green again after winter has passed, these tiny <i>flowers</i> dot up here and there. Now just look out your window at a patch of grass somewhere and think what a nice idea it would be to have your name spelled out in <i>flowers</i> once as a sort of <i>early</i> harbinger of spring. [9]</p> <p style="text-align: center;">一 十 艹 𦵒 𦵓 𦵔 𦵕 苴 草</p>

225

苦

suffering

The picture of **suffering** we are given here is that of a *flower* that has grown *old*. When a flower ages, it pales and dries up, and probably even **suffers**. If you think that plants are incapable of such feelings, then ask yourself why so many people believe that talking to their flowers helps them bloom better. [8]

一 十 艹 艹 艹 艹 苦 苦

226

寬

tolerant

The *house of flowers* or “hothouse” has become a metaphor for a narrow-minded, biased, and intolerant attitude distrustful of change. **Tolerance**, in contrast, is open-minded and welcomes novelty. The way to encourage **tolerance** in those who lack it is first to have them *see* through their own hothouse attitudes, which is the very counsel we are given in this kanji. [13]

宀 宀 宀 宀 宀 宀 宀 宀
宥 宥 宥 寬 寬

227

薄

dilute

Take a good look at this kanji: the “strong” element here is really the *flower*, not the *water* as you might have thought on first glance. To the right is the *acupuncturist* from FRAME 47. Taking the key word to connote **diluting** the vital humors of the body, we can imagine our *acupuncturist* performing his task with *flowers* in place of needles, and using their hollow stems to pipe *water* into the body of the patient. [16]

一 十 艹 艹 艹 艹 艹 艹
蒹 蒹 蒹 蒹 蒹 蒹 蒹 蒹

228

leaf

葉

Three elements are given here: *flower . . . generation . . . tree*. The first and last seem logical enough, since it is the **leaf** that feeds the *flowers* on a *tree*. The element for *generation* interposed between the two suggests that the movement of a *tree* from one *generation* to the next is like its “turning over a new **leaf**.” [12]

一 十 艹 艸 苜 苜 苜 苜
苜 苜 葉 葉

*

graveyard

莫

The element shown here should be taken to represent a modern **graveyard**. Gone are the cobwebs and gnarled trees, the tilted headstones and dark, moonless nights that used to scare the wits out of our childhood imaginations. Instead, we see brightly colored *flowers* placed before the tombstones, the *sun* shining gloriously overhead, and a cuddly *St. Bernard* sitting at the gate keeping watch. [10]

一 十 艹 艸 苜 苜 苜 苜
莫 莫

229

imitation

模

Ah, but haven't modern *graveyards* become a parody of their ancestors! The flowers are plastic, the writing on the stones is unimaginative and cold, and the whole thing looks more like a marble orchard than a right and proper graveyard. This kanji continues with the modernization trend by picturing **imitation trees** in the *graveyard*. But of course, how convenient! They don't need pruning or fertilizing, their leaves don't fall, and they remain the same color all year long. [14]

一 十 才 木 木 木 木 木

栳 栳 栳 栳 模 模

230

vague

漠

Think of the key word as having to do with something viewed through a haze, or in the twilight and from a distance, so that only its outlines are **vaguely** discernible. Now we are back again to the essence of the true *graveyard*. The *water* may be taken as the sound of waves dashing up against the rocks or the dripping of moisture on cold rock—anything that helps you associate **vagueness** with the *graveyard* and keep it distinct from the imitation we met in the last frame. [13]

、 彡 彡 彡 彡 彡 彡 彡
 漈 漈 漈 漠 漠

231

grave

墓

The mounds of *soil* with crude wooden crosses set at their head suggests those boot-hill **graves** we all know from cowboy lore. The only odd thing about this kanji is that the *soil* comes **UNDER** the *graveyard*, rather than to its left, where we might expect. Just think of the bodies as “lying under boot-hill” if you have any trouble.

By the way, this is not the first time, nor will it be the last, that we learn a kanji whose key word is the same, or almost the same, as a primitive element based on it, but whose shape differs somewhat. There is no cause to worry. By using the primitive in a variety of other characters, as we have done here, the confusion will be averted as a matter of course. [13]

一 一 一 一 一 一 一 一
 莫 莫 莫 慕 墓

232

livelihood

暮

Imagine that you have chosen the occupation of the keeper of a *graveyard* and spend your *days* tending to other's deadhood in order to make your means of **livelihood**. [14]

一 十 廿 卅 卌 卍 华 协 卐
 莫 莫 莫 暮 暮 暮 暮

233

membrane

膜

The *part of the body* first affected by a stroll through a haunted *graveyard* is the skin, which gets goose bumps. But we save the word “skin” for another kanji, and use the odd word “**membrane**” here. Think of being so scared through and through that the goose flesh moves from the outside in, giving you goose **membranes**. [14]

丩 月 月 月 肫 肫 肫 肫
 肫 肫 肫 肫 膜 膜

234

seedling

苗

To avoid confusion with the image of rice seedlings to appear later, we shall take these *seedlings* out of their agricultural setting in the *rice fields* and into the frame of Brave New World surgery, where “ideas” or “values” are being implanted into *brains* like *seedlings* to insure a harmonious society. Then you need only imagine them taking root and breaking out into *flower* right through the tops of the skulls of people walking around on the streets. [8]

一 十 廿 卅 卌 卍 华 协 卐

Lesson 11

NOW THAT WE have made our way through well over 200 characters, it is time to pause and consider how you are getting on with the method introduced in this book. While this lesson will be a short one (only 15 new kanji) you might want to spend some time reviewing your progress in the light of the remarks that follow. In them I have tried to draw out the main principles that have been woven into the fabric of the text from frame to frame and lesson to lesson. I do so by looking at some of the typical problems that can arise:

If you can remember the key word when you see the kanji, but have trouble remembering the kanji when you have only the key word to go on...

Probably you did not take seriously the advice about studying these stories with a pad and pencil. If you try to shortcut the process by merely learning to recognize the characters for their meaning without worrying about their writing, you will find that you have missed one bird with two stones, when you could have bagged two with one. Let me repeat: study only from key word to kanji; the reverse will take care of itself.

If you find yourself having to go back to a kanji, once you have written it, to make corrections or additions...

My guess is that you are asking your visual memory to do the work that belongs to imaginative memory. After LESSON 12, you will be given more leeway to create your own images and stories, so it is important that you nip this problem in the bud before going any further. A small step in the wrong direction on a journey of 2,000 kanji will land you in deep trouble in no time. Here are the steps you should be following each time you come to a new frame:

1. Read the key word and take note of the particular connotation that has been given it. There is only one such meaning, sometimes associated with a colloquial phrase, sometimes with one of the several meanings of the word, sometimes with a well-known cultural phenomenon. Think of that connotation and repeat it to yourself. When you're sure you've got the right one, carry on.
2. Read through the particular little story that goes with the key word and let the whole picture establish itself clearly.
3. Now close your eyes, focus on those images in the story that belong to the key word and primitive elements, and let go of the controls. It may take a few seconds, sometimes as long as a minute, but the picture will start to change on its own. The exaggerated focal points

will start to take on a life of their own and enhance the image with your own particular experiences and memories. You will know your work is done when you have succeeded in creating a memorable image that is both succinct and complete, both faithful to the original story and yet your very own.

4. Open your eyes and repeat the key word and primitive elements, keeping that image in mind. This will clear away any of the fog, and at the same time make sure that when you let go you didn't let go of the original story, too.
5. In your mind, juxtapose the elements relative to one another in line with your image or the way they normally appear in the characters.
6. Take pencil and paper and write the character once, retelling the story as you go.

These are basically the same steps you were led through in reading the stories, even though they were not laid out so clearly before. If you think back to the kanji that “worked” best for you, you will find that each of these steps was accomplished perfectly. And if you look back at the ones you are forgetting, you should also be able to locate which step you skipped over. In reviewing, these same steps should be followed, with the only clue to set the imagination in motion being the key word.

If you find you are forgetting the relative position of the elements in a kanji...

Before all else, go back and reread the frame for that character to see if there were any helpful hints or explanatory notes. If not, return to the frame where the particular primitives were first introduced to see if there is any clue there. And if this is not the problem, then, taking care not to add any new words or focal points to your story (since they might end up being elements later on), rethink the story in such a way that the image for each element actually takes the position it has in the kanji itself. This should not happen often, but when it does, it is worthwhile spending a few minutes to get things sorted out.

If you are confusing one kanji with another...

Take a careful look at the two stories. Perhaps you have made one or the other of them so vivid that it has attracted extraneous elements to itself that make the two kanji-images fuse into one. Or again, it may be that you did not pay sufficient attention to the advice about clarifying a single connotation for the key word.

Whether or not you have had all or only a few of these problems, now is the

time to review the first 10 lessons keeping an eye out for them. Put aside any schedule you may have set yourself until you have those lessons down perfectly, that is, until you can run through all 6 steps outlined above for every character, without a hitch. The most important thing in this review is not really to see whether you are remembering the characters, but to learn how to locate problems and deal with them.

One final note before you close the book and run your review. Everyone's imagination works differently. Each has its own gifts and its own defects. The more you pay attention to how *you* imagine things, the more likely you are to find out what works best for you and why. The one thing you must distrust, if the system outlined in this book is to work for you, is your ability to remember kanji just as they are, without doing any work on them. Once you start making exceptions for characters you "know" or "have no trouble with" or "don't need to run through all the steps with," you are headed for a frustration that will take you a great deal of trouble to dig yourself out of. In other words, if you start using the method only as a "crutch" to help you only with the kanji you have trouble with, you will quickly be limping along worse than ever. What we are offering here is not a crutch, but a different way to walk.

That having been said, let us pick up where we left off, turning from primitive elements having to do with plants to those having to do with animals.

235

portent

兆

Here we have a pictograph of the back of a turtle, the two sloping vertical strokes representing the central ridge and the four short strokes the pattern. Think of reading turtle shells as a way to foretell the future, and in particular things that **portend** coming evils. [6]

丩 丩 丩 兆 兆 兆

* When this character is used as a primitive in its full form, we keep the key-word sense of a *portent*. When it appears to the left in its abbreviated form (namely, the left half only, 丩), we shall give it the pictographic sense of a *turtle*.

236

peach tree

桃

To associate the **peach tree** with the primitive for a *portent*, recall the famous Japanese legend of Momotarō, the **Peach Boy**. It begins once upon a time with a fisherman and his wife who wanted badly to have a child, but none was born to them. Then one day the old man caught a giant **peach**, out of which jumped a healthy young lad whom they named **Peach Boy**. Though the boy was destined to perform heroic deeds, his birth also *portended* great misfortune (how else could he become a hero?). Thus the *tree* that is associated with a *portent* of coming evil comes to be the **peach tree**. [10]

一 十 才 木 杓 杓 杓 桃
桃 桃

237

stare

眇

To give someone the “evil eye” is to **stare** at them, wishing them evil. The roots of the superstition are old and almost universal throughout the cultures of the world. In this kanji, too, being stared at is depicted as an *eye* that *portends* evil. [11]

丨 冂 月 月 目 目 目 目
眇 眇 眇

238

dog

犬

We have already learned that the character for *large* takes on the meaning of the *St. Bernard dog* when used as a primitive. In this frame we finally see why. The *drop* added as a fourth and final stroke means that we have to do with a normal-sized **dog**, which compared to the *St. Bernard* is no more than a *drop* in the kennel. [4]

一 ナ 大 犬

* As a primitive this character can take two meanings. In the form given here it will mean a very small dog (which we shall refer to as a *chihuahua* for convenience sake). When it takes the form 犛 to the left of a character, we shall give it the meaning of *a pack of wild dogs*.

239

状

status quo

Did you ever hear of the *turtle* who fell madly in love with a *chihuahua* but could not have her because their two families did not like the idea of their children intermarrying? Like all classic stories of ill-fated love, this one shows how the young upset the **status quo** with an emotion older and more powerful than anything their elders have devised to counter it: blind love. [7]

丨 丨 丨 丨 冫 冫 状 状

240

默

silence

Oddly enough, the character for **silence** shows us a *black chihuahua*. Actually, the cute little critter's name is Darkness, as I am sure you remember from the famous song about **silence** that begins, "Hello, Darkness, my old friend..."

Note how the four dots reach all the way across the bottom of the character. [15]

丨 丨 丨 丨 甲 甲 里 里
默 默 默 默 默 默 默 默

241

然

sort of thing

The key word in this frame refers to a suffix that gives the word before it an adjectival quality; hence we refer to it as "**sort of thing**." Reverting to the time when dog was more widely eaten than it is today (see FRAME 121), we see here a large cauldron boiling over an *oven flame* with the *flesh* of a *chihuahua* being

thrown into the whole concoction to make it into a “hot-dig-gity, dog-diggity” **sort of thing**. [12]

ノ ク タ タ 夕 夕 然 然
 然 然 然 然 然

242

reed

荻

You’ve no doubt seen cattails, those swamp **reeds** with a furry *flower* to them like the tail of a cat. This might just turn out to be a good way to get rid of a troublesome *pack of wild dogs*: lure them into a swamp of these **reeds** with the cattail *flowers* and then set fire to the swamp. Take care to focus on the *flower* rather than the “cattail” to avoid confusion with FRAME 244 below. [10]

一 十 廿 卅 𠄎 𠄎 𠄎 𠄎
 荻 荻

243

hunt

狩

One of the worst problems you have to face when you go **hunt-
ing** is to *guard* your take from the *wild dogs*. If you imagine yourself failing at the task, you will probably have a stronger image than if you try to picture yourself succeeding. [9]

ノ 彳 彳 彳 彳 狩 狩
 狩 狩

244

cat

猫

Knowing how much dogs love to chase cats, picture a *pack of wild dogs* planting “*cat-seedlings*,” watering them, and fertiliz-
ing them until they can be harvested as a crop of **cats** for them to chase and torment. If you begin from the key word and

think of a “crop of cats,” you will not confuse this story with the apparently similar story of two frames ago. [11]

ノ 彡 彡 犮 犮 犮 犮 犮
猫 猫 猫

245

COW

牛

Why not see this kanji as a “doodle” showing a **cow** that has just been run over by a steamroller. The small dot in the first stroke shows its head turned to one side, and the next two strokes, the four legs. [4]

ノ 一 二 牛

* As a primitive, the same sense of *cow* is kept. Note only that when it is placed **OVER** another element, its tail is cut off, giving us ^𠂇.

246

special

特

Despite the strong phonetic similarity, there will be no problem keeping the key word **special** distinct from the character we met earlier for *specialty* (FRAME 46), since the latter has immediate connotations lacking in this kanji. Anyway, let **special** refer to something in a **special** class all its own—like the sacred *cows* of India that wander freely without fear of being butchered and ground into hamburger. Though the practice is a Hindu one, the Buddha’s refusal to take the life of any sentient being makes it only fitting that the *cows* should be placed on the sacred grounds of a *Buddhist temple* in this kanji. [10]

ノ 一 牛 牛 牛 牛 牛 牛
特 特

247

告

revelation

Folklore throughout the world tells us of talking animals who show a wisdom superior to that of human beings, and that same tradition has found its way into television shows and cartoons right into our own century. This character depicts **revelation** through the *mouth* of a *cow*, suggesting oracular utterances about truths hidden to human intelligence. [7]

ノ 一 牛 生 告 告

248

先

before

Take this key word in its physical, not its temporal, sense (even though it refers to both). If you have a *cow* with *human legs*, as the elements show us here, it can only be because you have two people in a *cow-suit*. I always thought I'd prefer to be the one standing **before**, rather than the one that holds up the rear and becomes the “butt” of everyone's laughter. [6]

ノ 一 牛 生 先 先

249

洗

wash

This character is so logical that one is tempted to let the elements speak for themselves: *water* . . . *before*. But we have already decided we shall not do that, not even once. So let us change the character from the Peanuts comic strip called “Pigpen,” who is always preceded by a little cloud of dust and grime, and rename him “Wash-Out.” Everywhere he walks, a spray of *water* goes *before* him to sanitize everything he touches. [9]

、 彡 彡 彡 彡 洗 洗

Lesson 12

IN THIS THE final lesson of PART ONE we introduce the useful compound primitive for metals and the elements needed to form it, in addition to picking up a number of stray characters that have fallen by the wayside.

* 人	<h3>umbrella</h3> <p>The actual character on which this primitive meaning umbrella is based we shall not meet until FRAME 1026. We may think of it as a large and brightly-colored beach umbrella. If you compare this with FRAME 8, you will notice how the two strokes touch here, while the kanji for <i>eight</i> would leave a gaping leak in the top. [2]</p> <p>ノ 人</p>
250 介	<h3>jammed in</h3> <p>The idea of something getting jammed into something else is depicted here by having a <i>walking stick</i> get jammed into an <i>umbrella</i> frame by someone shoving it into an already occupied slot in the <i>umbrella</i> stand at the door. First notice the vertical strokes: on the left is the curved umbrella handle, and on the right the straight <i>walking stick</i>. Now try to imagine the two parties tugging at their respective properties like two kids on a wishbone, creating a scene at the entrance of an elegant restaurant. [4]</p> <p>ノ 人 介 介</p>
251 界	<h3>world</h3> <p>As the world gets <i>jammed</i> with more and more people, there is less and less space. Imagine yourself taking an air flight over a world so densely populated that every bit of it is sectioned off</p>

like a gigantic checkerboard (the *rice fields*). If you look closely at the character, you should be able to see a kind of movement taking place as still more is being **jammed into** that already narrow space. [9]

丨 冂 𠂇 田 田 甲 界
界 界

252

tea

茶

As everyone knows, **tea** is made from **tea** leaves. But the **tea** plant itself has its own *flowers*, which can be quite beautiful and add a special flavor to the **tea**, as the Chinese found out already over 4,600 years ago. With the image of a terrace of *flowering tea* bushes in mind, picture very l-o-n-g *wooden poles* (FRAME 195) placed here and there in their midst, with a tiny *umbrella* at the top to shade the delicate-tasting **tea flowers**. [9]

一 十 廿 卅 艾 苳 茶
茶 茶

*

meeting

△

This compound primitive depicts a **meeting** as a massive gathering of people under *one umbrella*. The full kanji from which this derives will be introduced later in FRAME 752. The important thing here is to picture the scene just described and associate it with the word **meeting**. [3]

ノ 人 △

253

fit

合

The kanji for **fit** reads literally, top to bottom, as a *meeting of mouths*—which is a rather descriptive way of speaking of a romantic kiss. We know what happens when there is no meet-

ing of minds and when people's ideas don't fit, but try to imagine what would happen to a poor couple whose *mouths* didn't fit. [6]

ノ 人 合 合 合 合

254

塔

pagoda

On the left we see a mound of *dirt*, and to the right *flowers* made to *fit* together. The two sides combine to create a great **pagoda** made of *dirt*, with *flowers* by the tens of thousands *fitted* together for the roofing of each of the layers. Be sure to put yourself in the scene and *fit* a few of the *flowers* in place yourself so that the image works its way into memory with full force. [12]

一 十 土 土 土 土 土 土 土 土
塔 塔 塔 塔

255

王

king

See what you can do to come up with a pictograph of a **king's** scepter here that suits your own idea of what it should look like. You might even begin with the basic element for *I beam* and then try to fit the remaining third stroke in. [4]

一 丁 干 王

* As a primitive, this can mean either *king* or *scepter*, but it will usually be taken as an abbreviation of the character in the next frame.

256

玉

jewel

Note the *drop* here in the king's *scepter*, which is exactly what you would expect it to be: a precious **jewel** handed down from of old as a symbol of his wealth and power. [5]

一 丌 干 王 玉

* As a primitive, we can use this to mean either *jewel* or *ball*. When it appears anywhere other than on the left side of a kanji, it takes the same shape as here. On the left, it will be lacking the final stroke, making it the same as the character in the previous frame, 王.

257

treasure

宝

Every *house* has its **treasure**, as every thief knows only too well. While the things we **treasure** most are usually of sentimental value, we take the original sense of the term **treasure** here and make it refer to *jewels* kept in one's *house*. [8]

宀 宀 宀 宀 宀 宀 宀 宀

258

pearl

珠

Take care to keep the meaning of this kanji distinct from that for *jewel*. Think of the most enormous **pearl** you have ever seen, a great *vermilion*-colored *ball* sitting on your ring—and making it extremely difficult to move without falling over from the weight of the thing. [10]

一 丌 干 王 王 王 王 王
珠 珠

259

present

現

Do not think of a “gift” here, but of the **present** moment, as distinct from the future and the past. The kanji gives us a *ball* in which we see the **present**—obviously a crystal *ball* that enables us to see things going on at the **present** in faraway places. [11]

一 丌 干 王 王 王 王 王

玕 玕 現

260

lunatic

狂

A **lunatic** is literally one driven mad by the light of the moon, and the most famous of the “**looneys**” are the legendary lycanthropes or “wolfmen.” Sometimes the transformation is only a temporary phenomenon, sometimes it is permanent. In the latter case, the poor chap takes off on all fours to live with the beasts. Imagine one of these lycanthropes going **looney** and setting himself up as *king* of a *pack of wild dogs* that roams about and terrorizes innocent suburban communities. [7]

丿 犴 犴 犴 犴 犴 犴 犴

261

emperor

皇

An **emperor**, as we all know, is a ruler—something like a *king* but higher in status. The *white bird* perched above the *king*, elevating him to **imperial** heights, is the messenger he sends back and forth to the gods to request advice and special favors, something that *white birds* have long done in folklore throughout the world. [9]

丿 亠 白 白 白 白 白

皇 皇

262

display

呈

The trick to remembering this character lies in associating the key word with the line from the nursery rhyme about 4 and 20 blackbirds baked in a pie: “Wasn’t this a dainty dish to set before the *king*?” If we think of **display** in terms of that famous line, and the *king* with his head thrown back and his *mouth* wide open as 4 and 20 blackbirds fly in one after the other, we shall have satisfied both the elements and their position. [7]

丶 冂 口 凵 𠂇 𠂇 呈

263

whole

全

Wholeness suggests physical and spiritual health, “having your act together.” The kanji-image for **wholeness** depicts being “*king* under your own *umbrella*,” that is, giving order to your own life. I know it sounds terribly abstract, but what could be more abstract than the word **whole**? [6]

ノ 八 厶 个 全 全

264

plug

栓

Here we think of **plug** in the sense of a cork or stopper used to seal the mouth of a bottle, water faucet, or something with liquid running out of it. Forgetting the abstract picture of the former frame, let us work with all the primitive units: *tree* . . . *umbrella* . . . *ball*. Imagine a *tree* with a faucet in the side out of which tennis *balls* are flowing, bouncing all over the ground by the hundreds. You fight your way up to it and shove your giant beach *umbrella* into the *tree* to **plug** it up. [10]

一 十 才 木 木 木 木
栓 栓 栓

265

logic

理

We first referred to this character back in FRAME 173, to which you might want to return to have a peek. The image of **logic** we are given is something like a central *jewel* in a *computer*, like the *jewels* in old clocks that keep them running smoothly. Try to picture yourself making your way through all the RAMS and ROMS and approaching this shining *jewel*, a chorus of voices and a blast of trumpets in the background heralding the great seat of all-knowing **logic**. [11]

一 丁 干 王 丑 玪 玪 玪
理 理 理

266

lord

主

“A man’s home is his castle,” goes the proverb from an age where it was the male who was **lord** of the household. Fundamentally, it means only that every person is a bit (or *drop*) of a *king* in one’s own environment. If you take care to “read off” the primitives in this way, you won’t end up putting the *drop* down below, where it turns the kanji into a jewel. [5]

丶 一 十 辛 主

* As a primitive element, we set the key word aside entirely and take it as a pictograph of a solid brass *candlestick* (with the drop representing the flame at the top).

267

pour

注

Picture **pouring** *water* from a lighted *candlestick*. What could be more ridiculous, or simpler, as a way to recall this kanji? [8]

丶 丶 丶 丶 丶 丶 注 注

268

pillar

柱

The **pillar** referred to here is the *wooden* beam that stands at the entrance to a traditional Japanese house. Carve it in imagination into the shape of a gigantic *candlestick* and your work is done. [9]

一 十 才 木 木 木 木
柱 柱

269

gold

金

If this were not one of the most common characters you will ever have to write, I would apologize for having to give the explanation that follows. Anyway, we want to depict bars of **gold** bullion with an *umbrella* overhead to shade them from the heat (and perhaps to hide them as well). The bullion is made by melting down all the *scepters* of the kingdom, *drop* by *drop*, and shaping them into bars. [8]

ノ 人 人 人 人 人 人 人

* As a primitive, it means not only *gold* but any *metal* at all.

270

pig iron

銑

Pig iron refers to iron in the crude form in which it emerges from the smelting furnaces. Of all the various forms *metal* can take, this one shows us metal *before* it has been refined. Imagine two photographs labeled “*before*” and “*after*” to show the process. [14]

ノ 人 人 人 人 人 人 人
金 金 金 金 金 金 金

271

bowl

鉢

Let **bowl** suggest a large and heavy *golden* bowl into which you are throwing all the *books* you own to mash them into pulp, for some outrageous reason you will have to think up yourself. [13]

ノ 人 人 人 人 人 人 人
金 金 金 金 金 金 金

272

copper

銅

Picture an order of *monks* serving as chaplains for the police force. Their special habit, made of protective *metal*, is distinguished by a row of **copper** buttons just like the “**cops**” they serve. [14]

ノ 人 人 人 人 人 人 人 人

銅 銅 銅 銅 銅 銅

273

angling

釣

The character we learned for *fishing* (FRAME 172) refers to the professional, net-casting industry, while the **angling** of this character refers to the sport. The odd thing is that your **angling** rod is a *golden ladle* which you are using to scoop *goldfish* out of a river. [11]

ノ 人 人 人 人 人 人 人 人

金 釣 釣

274

needle

針

In FRAME 10 we referred ahead to this full character from which the primitive for *needle* (on the right) derives. Since we already expect that **needles** are made of *metal*, let us picture a set of solid *gold* darning *needles* to complete the kanji. [10]

ノ 人 人 人 人 人 人 人 人

金 針

275

inscription

銘

Take **inscription** in the sense of the *name* you ask the jeweler to carve on a *gold* bracelet or inside a *gold* ring to identify its

owner or communicate some sentimental message. It will help if you can recall the first time you had this done and the feelings you had at the time. [14]

ノ 人 厶 厶 钅 钅 金 金
 鈇 鈇 鈇 鈇 銘 銘

276

鎮

tranquillize

The first lie-detector machines of the twentieth century worked by wiring pieces of *metal* to the body to measure the amount of sweat produced when questions were asked. It was discovered that nervousness produced more sweat, indicating subconscious reactions when the *truth* was getting too close for comfort. Nowadays, people can take drugs that **tranquillize** them in such a way as to neutralize the effect of the device, which is why other means have had to be developed. [18]

ノ 人 厶 厶 钅 钅 金 金
 鈇 鈇 鈇 鈇 鈇 鈇 鈇 鈇
 鎮 鎮

With that, we come to the end of PART ONE. Before going on to PART TWO, it would be a good idea to return now to the INTRODUCTION and read it once again. Anything that did not make sense at first should now be clear.

By this time, too, you should be familiar with the use of all the INDEXES. If not, take a few minutes to study them, since you will no doubt find them useful in the pages ahead.

PART TWO

Plots

Lesson 13

BY THIS TIME, if you have been following along methodically frame by frame, you may find yourself growing impatient at the thought of having to read through more than 2,000 of these little stories. You probably want to move at a quicker pace and in your own way. Take heart, for that is precisely what we are going to start doing in PART TWO. But if you happen to be one of those people who are perfectly content to have someone else do all the work for them, then brace yourself for the task that lies ahead.

We begin the weaning process by abbreviating the stories into simple plots, leaving it up to you to patch together the necessary details in a manner similar to what we did in PART ONE. As mentioned in the INTRODUCTION, the purpose of the longer stories was to impress on you the importance of recreating a complete picture in imagination, and to insure that you did not merely try to associate words with *other words* but with *images*. The same holds true for the kanji that remain.

Before setting out on our way again, a word of caution is in order. Left to its own, your imagination will automatically tend to add elements and see connections that could prove counterproductive in the long run. For example, you might think it perfectly innocent and admissible to alter the primitive for *old* to *old man*, or that for *cliff* to *cave*. In fact, these changes would be confusing when you meet the kanji and primitives with those meanings later on. You would return to the earlier kanji and find that everything had become one great confusion.

It may be that you have experienced this problem already on one or the other occasion when you decided to alter a story to suit your own associations. That should help you appreciate how hard it is to wipe out a story once you have learned it, particularly a vivid one. To protect yourself against this, stick faithfully to the key words as they are given, and try not to move beyond the range of primitive meanings listed. Where such confusion can be anticipated, a longer story will be presented as a protective measure, but you will have to take care of the rest.

We begin PART TWO with a group of 23 kanji having to do with travel, and the primitives that accompany them: a *road*, a pair of *walking legs*, and a *car*.

*

road

The **road** envisioned here is a road for traffic, or a path or walkway. The natural sweep of these three simple strokes should be easy to remember, as it appears so often. [3]

277

road-way

The key word carries both the sense of a **road** for transit and a way or method of doing something, but the former is better for forming an image. The primitives read: the *neck* of a *road*. Think of a crowded **road-way** where traffic has come to a standstill—what we commonly refer to as a “bottleneck.” [12]

首 首 道 道

278

guidance

When we accept someone’s **guidance**, we permit ourselves to be *glued* to a certain *road* or *way* of doing something, and try to “stick” to it. [15]

首 首 道 道 道 導 導

279

crossing

Take the first two strokes in the sense we gave them back in FRAME 10, as the pictograph of a *cross*, and set it on a *road* to create a “**crossing**.” [5]

280

swift

迅

Here we see a *crossing* in the form of a barbed *fishhook*, suggesting a **swifter** alternate not only to the old roundabouts but also to the “cloverleaf” design used on superhighways. [6]

ㄟ ㄨ ㄩ ㄩ ㄩ ㄩ

281

create

造

Think of **creating** as making something out of nothing. Then recall how the *way* of *revelation* laid out in the Bible begins with the story of how God **created** the world out of a dark and chaotic nothingness. [10]

ノ ㄥ ㄨ ㄨ ㄨ ㄨ ㄨ ㄨ

造 造

282

urge

迫

To **urge** someone to do something, you make the *way* as appealing as possible, perhaps even *whitewashing* it a bit. [8]

ノ ㄩ ㄩ ㄩ ㄩ ㄩ ㄩ

283

escape

逃

When **escaping** from something or someone, one always feels as if one is not going fast enough, like a *turtle* on an expressway. (Since the *turtle* is on the *road* and not on the left, it can keep its full kanji shape as given in FRAME 235.) [9]

ノ ㄩ ㄩ ㄩ ㄩ ㄩ ㄩ

逃 逃

284

environs

辺

To keep the **environs** clean and safe, you could cement *daggers* in the *road*, blades pointed upwards, so that no polluting traffic could pass by. You could, if you were an ecologically-minded terrorist. [5]

丿 刀 刃 刃 辺 辺

285

patrol

巡

A virtual *deluge* of motorcycle police washing down a *road* is this kanji's image for a **patrol**. [6]

く ㄹ ㄹ ㄹ ㄹ ㄹ ㄹ

286

car

車

You may keep the whole range of connotations for this key word, **car**, provided it does not interfere with the pictograph. Look for the front and back wheels (the first and last horizontal strokes) and the seat in the carriage in the middle. As an exercise, try to isolate the primitives on your own and make a story out of them. [7]

一 厂 厂 厂 厂 厂 車

* *Car*, *cart*, *wagon*, and *vehicle* may all be used as primitive meanings.

287

take along

連

What you are meant to **take along** in this kanji are not things but people. The image of the *car* on the *road* should ground your image for picking up your friends to *take* them *along* to wherever you are going. [10]

一 厂 冂 冂 冂 巨 車 車
連 連

288

rut

軌

Combine the primary and secondary meanings of this key word to form your story. Begin with the *car* whose tires get caught in a **rut** and spin without going anywhere. Then go on to the *baseball team* who can't win a game because it has fallen into a **rut** of losing. [9]

一 厂 冂 冂 冂 巨 車
軌 軌

289

transport

輸

On the left we see a *vehicle* used for **transport**. On the right, we see a new tangle of elements that need sorting out. The first three strokes, you will remember, are the primitive for *meeting*. Below it we see the elements for *flesh* and *saber*, which combine to create a compound element for a *butcher* and his trade. Put them together in the image of a “trucker’s convoy.” [16]

一 厂 冂 冂 冂 巨 車 車
車 車 輸 輸 輸 輸 輸 輸

290

in front

前

We waited to introduce this character until now, even though the pieces have been available for some time, because it helps to reinforce the odd kanji of the last frame. Picture the *butcher* hacking away with his knife at a slab of meat on his table with a pair of ram’s *horns* placed **in front** of him (or on his head, if you prefer).

There is no need to worry about confusing this kanji with that

for *before* (FRAME 248), since it will not appear as a primitive in any other character used in this book. [9]

、 丶 丿 𠄎 𠄎 𠄎 𠄎
前 前

*

walking legs

𠄎

We call this element **walking legs** because it indicates “legs in motion,” whether you want to think of them as jogging or walking in long strides, as the shape seems to suggest. Be careful how you write it, with the first two strokes like a stylized “7.” [3]

ノ ク 𠄎

291

each

各

“Suum cuique” goes the popular Latin proverb. A certain disease of the English language makes it almost impossible to translate the phrase without gender bias. In any event, here we see someone walking with his/her *mouth* between his/her *walking legs*, giving us an image of “To **each** his/her own.” [6]

ノ ク 𠄎 𠄎 各 各

* The sense of the proverb should help when using this kanji as a primitive; otherwise, reduce it to its original elements. But do NOT associate it in any way with the word “every,” which we shall meet later in another context.

292

status

格

If you can imagine *trees* as **status** symbols (as they might well be for those living in Japan’s congested modern cities), then *each* might be aiming to have his/her own *tree*, just to keep up with the Suzukis. [10]

一 十 才 木 才 杓 杓 格
格 格

293

abbreviation

略

Each field has its own **abbreviations** (chemistry, philosophy, sports, etc.). Needless to say, the stronger primitive goes to the left, even though the story would read them off the other way around. [11]

丨 冂 冂 田 田 田 畷 畷
畷 畷 畷

294

guest

客

When you are a **guest** in a courteous town, *each household* has its own way of welcoming you, and *each house* becomes your home. [9]

宀 宀 宀 宀 宀 宀 宀
客 客

295

forehead

額

Out of respect, you do not look straight into the eyes of your *guest*, but look at the top button of their collar. Here, however, you are told to look above the eyes to the **forehead** of your *guest*. [18]

宀 宀 宀 宀 宀 宀 宀 宀
客 客 客 客 額 額 額 額
額 額

296

summer

夏

In the **summer**, fatigued by the heat, your *head* hangs down nearly as far as your *walking legs*, or rather, your “dragging legs.” Note how the *walking legs* (instead of “animal legs”) are the only thing that distinguishes this character from that for *page* (FRAME 60). [10]

一 一 一 百 百 百 百 頁
夏 夏

297

dispose

処

Both the stretching out of the *walking legs* and the little bit of *wind* tucked in on the right suggest using one’s legs to kick something out of the way, or **dispose** of it. [5]

ノ ク 久 処 処

298

twig

条

Geppetto made *walking legs* for his little Pinocchio from two **twigs** of a *tree*, giving him a set of “**twiggy**” shanks. [7]

ノ ク 久 冬 条 条 条

299

fall

落

When *water falls*, it splats and splashes; when *flower petals fall*, they float gently in the breeze. To *each* thing its own way of **falling**. [12]

一 一 一 一 一 一 一
莎 菠 落 落 落

Lesson 14

WE MAY NOW GO a step further in our streamlining, this time in the stroke-order of the kanji. From here on in, only the order in which the composite primitive elements are written will be indicated; if you are not sure of the writing of any of the particulars in a given character, you will have to hunt it down yourself. INDEX II should help. New primitives and unusual writings will be spelled out as before, however. At any rate, you should ALWAYS count the strokes of the character when you learn it, and check your results against the number given in square brackets in each frame.

The next group of primitives, around which this lesson is designed, have to do with lids and headgear.

✱ ↪	<p style="text-align: right;">crown</p> <p>This pictograph of a simple crown is distinguished from the <i>roof</i> only by the absence of the chimney (the first <i>drop</i> at the top). It can be used for all the principal connotations of the word crown. We will meet the full character from which this element is derived later on, in FRAME 304. [2]</p> <p style="text-align: center;">, ↪</p>
300 冗	<p style="text-align: right;">superfluous</p> <p>Picture a <i>weather vane</i> beneath a regal <i>crown</i>, spinning round and round. It is not only superfluous but makes a perfect ass out of the one who wears it. [4]</p> <p style="text-align: center;">↪ 冗</p>
301 軍	<p style="text-align: right;">army</p> <p>The <i>crowned vehicle</i> depicted here is a “<i>chariot</i>,” symbol of an army. [9]</p>

一 軍

* Used as a primitive this kanji means only *chariot*.

302

radiance

輝

Take advantage of the first syllable of the key word to think of the *ray* of light to the left. Now add the glittering *chariot* that is emitting those *rays* and you have **radiance**. [15]

光 輝

303

carry

運

A long string of “sweet” *chariots* “swinging low” to our *roads* is a sure sign that the Lord is “comin’ for to **carry**” someone home. [12]

軍 運

304

crown

冠

By having the **crown** pass from one age to the next, a people keeps itself *glued* to its *beginnings*. [9]

一 冠 冠

305

dream

夢

To have a **dream** after going to bed is really the *crown* to a perfect *evening*. The *flower* petals over the *eyes* (instead of the “sand” that Westerners are used to finding there when they awake in the morning) only confirms the image of a pleasant **dream** suggested by the rest of this rather complex kanji. [13]

艸 苗 莖 夢

<p>✱</p> <p>一 丩</p>	<p style="text-align: right;">top hat</p> <p>The broad rim and tall top of the top hat is pictured graphically here in these two simple strokes.</p> <p>At this point, by the way, you can revert back to FRAME 6. If you have had any trouble with that character, you now have the requisite elements to make a story: Six suggests the number of spider's <i>legs</i>; just set a tall silk <i>top hat</i> on the crawling creature and you have your character. [2]</p> <p style="text-align: center;">一 丩</p>
<p>✱</p> <p>亢</p>	<p style="text-align: right;">whirlwind</p> <p>A formal high silk <i>top hat</i> resting atop a <i>weather vane</i> represents a whirlwind. To keep it distinct from the primitive for <i>wind</i>, try to picture the vortex, or tornado-like spinning movement, of a whirlwind. The next frame should help. [4]</p> <p style="text-align: center;">一 亢</p>
<p>306</p> <p>坑</p>	<p style="text-align: right;">pit</p> <p>A <i>whirlwind</i> begins to dig its way into the <i>soil</i> like a drill until it makes a deep pit. [7]</p> <p style="text-align: center;">扌 坑</p>
<p>307</p> <p>高</p>	<p style="text-align: right;">tall</p> <p>Recalling an image from FRAME 183, first see the <i>mouth</i> under the extraterrestrial's glass <i>hood</i>, and then the <i>mouth</i> under the <i>top hat</i> of one of his mates who has tried on the strange earthling's headgear only to find that it makes him look much, much taller than everyone else. [10]</p> <p style="text-align: center;">亻 高 高</p>

* As a primitive, this character keeps its sense of *tall* and its position at the top of other primitives, but its writing is abbreviated to the first 5 strokes: 亍

308

享

receive

Tall children receive more attention. *Tall children* grow up to make better wide **receivers**. Take your pick, depending on whether you prefer child psychology or American football. At any rate, be sure you have some particular *tall child* in mind, someone who really was outstanding and always attracting attention, because he or she will come in handy in the next two frames. [8]

亍 享

309

塾

cram school

Cram schools are after-hours educational institutions where kids can do concentrated preparing for their coming entrance examinations or drill what they missed during regular class hours. The exception are the *tall children* who are out on the school grounds practicing sports, and the *fat* ones who are out there burning off calories. So this character depicts those who do NOT go to the **cram schools**, rather than those who do. [14]

亍 孰 塾

310

熟

mellow

The *tall* and *fat children* from the last frame are here cast into a cauldron over an *oven flame* until they have sufficiently **mellowed** that they can return to the normal life of a student. [15]

亍 孰 熟

311

亭

pavilion

Think of all the **pavilions** at some World Expo you attended or followed in the media, and you will no doubt see rising up among them the towering *tall crowned nail* (the *crown* being a revolving restaurant)—that architectural monstrosity that has become a symbol of science and technology at such events. [9]

古 亭 亭

312

京

capital

Think of some *tall*, domed **capital** building with swarms of *little* folk gathered around its base, probably demonstrating for their government's attention. [8]

古 京

313

涼

refreshing

Since few things are as **refreshing** on a warm day as a cool shower (the *water*), here we picture a *capital* building treating itself to one, and in full view of everyone. [11]

氵 涼

314

景

scenery

Scenery is depicted as a *sun* rising over a *capital*, which is as close as some city dwellers get to natural **scenery** for years at a time! [12]

日 景

<p>315</p> <p>鯨</p>	<p>whale</p> <p>The whale swallows a whole school of fish, who turn their new abode into a proper little <i>fish-capital</i>. [19]</p> <p>魚 鯨</p>
<p>*</p> <p>吉</p>	<p>lidded crock</p> <p><i>Soil</i> over the <i>mouth</i> of a container gives us a piece of clay pottery with its lid. Behold the lidded crock. [6]</p> <p>土 吉</p>
<p>316</p> <p>舎</p>	<p>cottage</p> <p>A <i>lidded crock</i> with an <i>umbrella</i> overhead gives us a mixture of the modern and the nostalgic in this design for a cottage. [8]</p> <p>人 舎</p>
<p>317</p> <p>周</p>	<p>circumference</p> <p>Look more closely at your <i>lidded crock</i> and you will see little ruler marks along its bottom edge. This is so you can use it to calculate the circumference of your <i>motorcycle helmet</i>: just begin at a fixed point and turn the <i>lidded crock</i> around and around, keeping it flush against the side of the <i>helmet</i>, until you come back to your starting point. If you kept track of how many turns and part-turns your <i>lidded crock</i> made, you now know the circumference. [8]</p> <p>冂 冂 周</p> <p>* As a primitive, this character can take the added significance of a <i>lap</i>.</p>

318

week

週

Picture a circular *road* with 7 markers on it, one for each day of the **week**. When you have walked one complete *lap* on this *road*, you shall have completed one **week**. [11]

周 週

319

gentleman

士

The shape of this kanji, slightly differing from that for *soil* by virtue of its shorter final stroke, hints at a broad-shouldered, slender-waisted warrior standing at attention. When feudalism collapsed, these warriors became Japan's **gentlemen**. [3]

一 十 士

* The primitive meaning reverts to the more colorful image of the *samurai*, Japan's warrior class.

320

good luck

吉

Here we see a *samurai* standing on a street with an open *mouth*, which people walk up to and look down deep inside of for **good luck**. [6]

士 吉

* As a primitive, we shall take this shape to mean an *aerosol can*, from the *mouth* and the very tightly-fitting *lid* (note how it differs here from the *lidded crock*).

321

robust

壯

Robust is seen as a *turtle* turned *samurai*. [6]

冫 壯

322

villa

莊

The villa pictured here is filled with exotic *flowers* at every turn, and has a pair of *turtle-samurai* standing before its gates. [9]

323

sell

売

A *samurai*, out of a job, is going door-to-door **selling** little windup *crowns* with *human legs* that run around on the floor looking like headless monarchs. [7]

Lesson 15

IN THIS LESSON WE consider a group of primitives associated one way or another with schooling. Be sure to give your stories enough time to come to life in imagination, because your images will need a lot more vividness than these brief “plots” allow for. You know that you are NOT giving enough time when you find yourself memorizing definitions rather than playing with images.

*

schoolhouse

Here we see a little red **schoolhouse** with the 3 dots on the roof. As you write it in the following frames, you should acquire a “feel” for the way the first two short strokes move left to right, and the the third one right to left. Write it twice now, saying to yourself the first time as you write the first 3 strokes, “In the

schoolhouse we learn our A-B-Cs,” and the second time, “In the **schoolhouse** we learn our 1-2-3s.” [5]

、 丶 丿 ㇀ ㇁

324
学

study

The *child* in the little red *schoolhouse* is there for one reason: to **study**. Anyone who has gone through the schooling system knows well enough that **study** is one thing and *learning* quite another again. In the kanji, too, the character for *learning* (FRAME 574) has nothing to do with the *schoolhouse*. [8]

㇁ 学

325
覚

memorize

The idea of **memorizing** things is easily related to the *schoolhouse*; and since we have been at it for more than a hundred pages in this book, the idea that **memorizing** involves *seeing* things that are not really there should make it easy to put the two elements together. [12]

㇁ 覚

326
栄

flourish

The botanical connotations of the word **flourish** (to bud and burst into bloom, much as a *tree* does) are part of the ideal of the *schoolhouse* as well. [9]

㇁ 栄

*
聿

brush

This primitive element, not itself a kanji, is a pictograph of a writing **brush**. Let the first 3 strokes represent the hairs at the

tip of the **brush**, and the following two strokes the thumb and forefinger that guide it when you write. Note how the long vertical stroke, cutting through everything, is drawn last. This is standard procedure when you have such a stroke running the length of a character. However, as we saw in the case of *cow*, when this primitive appears on top of another primitive, its “tail” is cut off, giving us 聿. [6]

フ フ フ フ 聿

327

write

書

The sage talks rapidly with his *tongue wagging in his mouth*, while the *brush* of the scribe runs apace to **write** down the master’s words. [10]

フ コ フ フ フ 聿 聿 書
書 書

328

haven

津

Seeing the tiny boats of poor mortals tossed about in a stormy sea like so many corks, the All-Merciful took its *brush* and drew little inlets of *water* where the hapless creatures might seek shelter. And so it is that we have **havens**. [9]

氵 津

*

taskmaster

女

First find the long rod (the first stroke), held in the hand of someone seated (the next 3 strokes, not unlike the pictograph for *woman*, but quite different from that for *walking legs* introduced in the last lesson). The only thing left to do is conjure up the memory of some **taskmaster** (or taskmistress) from your past whom you will “never forget.” [4]

ノ ㄥ 夕 文

329

breed

牧

When it is time to **breed** new cattle, the bull is usually willing but the *cow* is often not. Thus the *taskmaster* to the right forces the *cow* into a compromising position, so to speak, so that she and her mate can **breed**. [8]

牛 牧

330

aggression

攻

The special *craft* of successful *taskmasters* is their ability to remain constantly on the **aggressive**, never allowing their underlings a moment to ponder a counter-**aggression** of their own. [7]

工 攻

331

failure

敗

The *taskmaster* is acknowledging the **failure** of a *clam* to make the grade in some marine school or other. [11]

貝 敗

332

a sheet of

枚

English counts thin, flat objects, like bed linen and paper, in **sheets**. The kanji does this with a *taskmaster* whipping a *tree* into producing **sheets** against its will. [8]

木 枚

333

happenstance

故

Call it fate or providence or plain old Lady Luck, **happenstance** is the *oldest taskmaster* we know. It nearly always has its way. [9]

古 故

334

awe

敬

Standing in **awe** of someone, you get self-conscious and may try to speak in *flowery phrases* out of veneration or fear. The *taskmaster* at the right is drilling you in the practice of your “honorifics.” [12]

艹 苟 敬

335

say

言

Of all the things we can do with our *mouths*, speech is the one that requires the greatest distinctness and clarity. Hence the kanji for **say** has four little sound-waves, indicating the complexity of the achievement. [7]

、 一 二 三 言 言 言

* This kanji, which appears often as a primitive, can mean *saying*, *speech*, or *words*, depending on which is most useful.

336

admonish

警

Here you have a perfect example of how an apparently impossible snarl of strokes becomes a snap to learn once you know its elements. The idea of being **admonished** for something already sets up a superior-inferior relationship between you and the person you are supposed to stand in *awe* of. While you are restricted to answering in honorifics, the superior can use straightforward and ordinary *words*. [19]

敬 警

337
計

plot

Words and a meter's *needle* combine to form the sense of *plot*: to talk over plans and to calculate a course of action. [9]

言 計

338
獄

prison

Although we did not make note of it at the time, the kanji for *dog* is also a low-grade term for a spy. And later (FRAME 1414) we will meet another association of criminals with *dogs*. The **prison** here depicts a *pack of wild dogs* (the long-timers and hardened criminals) into which the poor little *chihuahua* (first-offender) has been cast. The only thing he has to protect himself against the pack are his shrill and frightened *words*. [14]

犴 狽 獄

339
訂

revise

After completing the first draft, you **revise** it by *nailing* down your *words* and “hammering” them into shape. [9]

言 訂

340
討

chastise

Words spoken to **chastise** us stick to us like *glue* in a way no other *words* can. [10]

言 討

<p>341 訓</p>	<p style="text-align: right;">instruction</p> <p>The personalism connoted by the word instruction, as opposed to “teaching” or “discipline,” suits the picture here of <i>words</i> guiding one’s progress like the gentle flowing of a <i>stream</i>. Even the etymology of the word instruction suggests the sense of “pouring into”. [10]</p> <p style="text-align: center;">言 訓</p>
<p>342 詔</p>	<p style="text-align: right;">imperial edict</p> <p>The imperial edict, spoken with the force of unquestionable law, is made up of <i>words</i> intended to <i>seduce</i> the masses—be it through fear or respect—to follow obediently. [12]</p> <p style="text-align: center;">言 詔</p>
<p>343 詰</p>	<p style="text-align: right;">packed</p> <p>A piece of writing that is pregnant with meaning and needs to be reread several times to be understood we refer to colloquially as “packed.” The character sees the <i>words</i> as sealed tightly inside an <i>aerosol can</i>. [13]</p> <p style="text-align: center;">言 詰</p>
<p>344 話</p>	<p style="text-align: right;">tale</p> <p>That the <i>words</i> of the <i>tongue</i> should come to mean a tale is clear from the etymology: a <i>tale</i> is something “talked,” not something read from a book. [13]</p> <p style="text-align: center;">言 話</p>

<p>345 詠</p>	<p style="text-align: right;">recitation</p> <p>Listening to the <i>words</i> of poets reciting their poetry is like being transported for a moment into <i>eternity</i> where the rules of everyday life have been suspended. [12]</p> <p style="text-align: center;">言 詠</p>
<p>346 詩</p>	<p style="text-align: right;">poem</p> <p>Since silence is treasured so highly at a <i>Buddhist temple</i> the <i>words</i> spoken there must be well-chosen. Perhaps this is why the records of the monks often read to us like poems. Before going on, back up a frame and make sure you have kept poem and <i>recitation</i> distinct in your mind. [13]</p> <p style="text-align: center;">言 詩</p>
<p>347 語</p>	<p style="text-align: right;">word</p> <p>Whereas the character for <i>say</i> focused on the actual talking, that for words stresses the fact that although it is <i>I</i> who <i>say</i> them, the words of a language are not my own. You can see the clear distinction between <i>I</i> and words just by looking at the kanji. [14]</p> <p style="text-align: center;">言 語</p>
<p>348 読</p>	<p style="text-align: right;">read</p> <p>In the age of advertising, most <i>words</i> we read are out to <i>sell</i> some product or point of view. [14]</p> <p style="text-align: center;">言 読</p>

<p>349 調</p>	<p style="text-align: right;">tune</p> <p>A complete tune is composed not only of a succession of notes but also of one <i>lap</i> of the <i>words</i> that go with it. [15]</p> <p style="text-align: center;">言 調</p>
<p>350 談</p>	<p style="text-align: right;">discuss</p> <p>In almost every attempt to discuss an issue, the fervor of one's convictions comes to the surface and creates an <i>inflammation</i> of <i>words</i> (if you will, the “cuss” in discuss). [15]</p> <p style="text-align: center;">言 談</p>
<p>351 諾</p>	<p style="text-align: right;">consent</p> <p>The <i>words</i> of the <i>young</i> do not have legal validity unless backed up by “parental consent.” [15]</p> <p style="text-align: center;">言 諾</p>
<p>352 諭</p>	<p style="text-align: right;">rebuke</p> <p>The stern tone of a rebuke is seen here in the image of <i>words</i> spoken at a <i>meeting</i> of <i>butchers</i> (see FRAME 289) waving their choppers at one another and “cutting one another down” as only <i>butchers</i> can. [16]</p> <p style="text-align: center;">言 諭</p>

Lesson 16

IN THIS SHORT lesson of 17 characters we come to an interesting cluster of primitive elements—unique among all those we have met or will meet throughout this book—built up step by step from one element. Be sure to study this lesson as a unit in order to appreciate the similarities and differences of the various elements, which will appear frequently later on.

* 𠄎	<p style="text-align: right;">arrow</p> <p>Here we see a pictograph of a long and slightly warped arrow. By extending the short final stroke in both directions, you should see the arrowhead without any difficulty. The hook at the bottom represents the feathers at the butt end. When it serves as a semienclosure for other primitives, the first stroke is drawn longer, as we shall see in the following frames. [3]</p> <p style="text-align: center;">一 𠄎 𠄎</p>
353 𠄎	<p style="text-align: right;">style</p> <p>Take style in its sense of some fashion design or model. Then let the element <i>arrow</i> and <i>craft</i> stand for the well-known style of shirts known as “<i>Arrow</i> shirts” because of the little <i>arrow</i> sewn on each one. [6]</p> <p style="text-align: center;">一 𠄎 𠄎</p>
354 𠄎	<p style="text-align: right;">test</p> <p>When a manufacturer produces a new <i>style</i> for the market, the first thing that is done is to run a test on consumers, asking them to <i>speak</i> their opinions frankly about the product. Never mind the anachronism (the kanji was there well before our capitalistic market system) if it helps you remember. [13]</p>

言 試

*

quiver

弋

This primitive is easy to remember as depicting something used to bring all one's *arrows* together into *one* handy place: the **quiver**. [4]

一 二 弋 弋

355

II (two)

弋

We use the Roman numeral II here to stress that this kanji is an older form of the kanji for *two*. Think of *two* arrows in a *quiver*, standing up like the numeral II. [6]

一 二 二 三 弋 弋

*

fiesta

戈

The picture in this primitive is what we may call a “tassled *arrow*.” A decorative tassel is strung on the shaft of an *arrow* to indicate that it is no longer a weapon but a symbol of a **fiesta**. As before, the first stroke is extended when it serves as a semi-enclosure. [4]

一 弋 戈 戈

356

range

域

From its original meaning of a defined area or zone, a **range** has also come to mean a grazing *land* where cowboys roam and do whatever it is they do with cows. When the herds have all been driven to market, there is a great homecoming *fiesta* like that pictured here. As soon as the cowboys come home, home on the **range**, the first thing they do is kiss the ground (the *mouth* on the *floor*), and then get on with the *fiesta*. [11]

扌 扌 扌 扌 域

357

burglar

賊

From a **burglar's** point of view, a *fiesta* is an occasion to take out the old lockpicking *needle* and break into the unattended safe filled with the family *shells* (the old form of money, as we saw in FRAMES 80 and 194). [13]

貝 賊

*

Thanksgiving

戔

I choose the word **Thanksgiving** as only one possible way of making this primitive more concrete. The sense, as its composite primitives make clear, is of a “*land fiesta*,” or a harvest feast. If you choose a word of your own, make sure it does not conflict with *fiesta*. [6]

一 十 土 戔 戔 戔

358

plantation

栽

On a fruit **plantation** it is the *trees* that one is particularly grateful for at the time of *Thanksgiving*. Imagine yourself inviting a few representative *trees* from the fields and orchards to join you around the table to give thanks. [10]

土 耒 栽

359

load

載

One **loads** bales on a wagon or *cart* in preparation for the great Hay Ride that follows the *Thanksgiving* dinner each year. [13]

土 車 載

<p>★</p> <p>戊</p>	<p style="text-align: right;">parade</p> <p>Note first the order of the writing. The first stroke, added to <i>fiesta</i>, gives us a full-fledged enclosure, because of which we should always think of this as a parade of something or other, namely whatever is inside the enclosure. [5]</p> <p style="text-align: center;">丿 厂 戊 戊 戊</p>
<p>360</p> <p>茂</p>	<p style="text-align: right;">overgrown</p> <p>The sense of the key word overgrown is of something growing luxuriously, though not necessarily in excess—in this case a whole <i>parade</i> of weeds (outcaste <i>flowers</i>). By way of exception, the <i>flowers</i> take their normal place OVER the enclosure. [8]</p> <p style="text-align: center;">艹 茂</p>
<p>361</p> <p>成</p>	<p style="text-align: right;">turn into</p> <p>Let the phrase “turn into” suggest some sort of a magical change. What happens here is that the <i>parade</i> marching down main street turns into a <i>dagger</i>-throwing bout between competing bands. Note how only one stroke has to be added to make the change. [6]</p> <p style="text-align: center;">丿 厂 万 成 成 成</p>
<p>362</p> <p>城</p>	<p style="text-align: right;">castle</p> <p>In this frame, we see a mound of <i>dirt</i> that is being <i>turned into</i> a castle (the way you may have done as a child playing on the beach). [9]</p> <p style="text-align: center;">土 城</p>

<p>363</p> <p>誠</p>	<p>sincerity</p> <p>The sure sign of sincerity is that one's mere <i>words</i> are <i>turned into</i> deeds. [13]</p> <p>言 誠</p>
<p>*</p> <p>戍</p>	<p>march</p> <p>As distinct from the <i>parade</i>, the march points to a formal demonstration, whose emotions are generally a far cry from the happy spirit of the <i>parade</i>. The inclusion of the <i>one</i> gives the sense of the singlemindedness and unity of the group joined in the march. As was the case with <i>parade</i>, the primitive inside the enclosure indicates who or what is marching. [6]</p> <p>丿 厂 尸 戍 戍 戍</p>
<p>364</p> <p>威</p>	<p>intimidate</p> <p>Here we see a <i>march</i> of <i>women</i> demonstrating on behalf of equal rights, something extremely intimidating to the male chauvinist population. [9]</p> <p>尸 屮 威</p>
<p>365</p> <p>滅</p>	<p>destroy</p> <p>Picture a <i>march</i> of <i>flames</i> demonstrating against the Fire Department for their right to destroy, but being doused with <i>water</i> by the police riot squads. [13]</p> <p>氵 火 滅 滅</p>

<p>366</p> <p>減</p>	<p style="text-align: right;">dwindle</p> <p>A group of unquenchable <i>mouths</i> sets out on a <i>march</i> across the country, drinking <i>water</i> wherever they find it until the <i>water</i> supply has dwindled to a trickle, triggering a national disaster. [12]</p> <p style="text-align: center;">氵 汙 涸 減</p>
<p>*</p> <p>𦨭</p>	<p style="text-align: right;">float</p> <p>The floats that are such an important part of a <i>fiesta</i> are shown here by the addition of the two extra horizontal strokes, which you may take as a quasi-pictographic representation of the platform structure of a float. [6]</p> <p style="text-align: center;">一 = 三 𦨭 𦨭 𦨭</p>
<p>367</p> <p>棧</p>	<p style="text-align: right;">scaffold</p> <p>Prior to the use of metal, <i>trees</i> were once cut down and bound together for use as scaffolding material. In the case of this kanji, what is being constructed is not a skyscraper but a simple <i>float</i>. [10]</p> <p style="text-align: center;">木 棧</p>
<p>368</p> <p>錢</p>	<p style="text-align: right;">coin</p> <p>Those special <i>gold</i>-colored tokens minted each year for the Mardi Gras and thrown into the crowds from people on the <i>floats</i> give us the kanji for coins. [14]</p> <p style="text-align: center;">金 錢</p>

369

shallow

浅

An entourage of *floats* going from one town to the next must always seek a **shallow** place to cross the *water*. Try to picture what happens if they don't. [9]

Lesson 17

BECAUSE OF THE rather special character of that last group of primitives (7 in all), it might be a good idea not to rush too quickly into this lesson until you are sure you have them all learned and fitted out with good images. Now we will take up another set of primitives built up from a common base, though fewer in number and lacking the similarity of meaning we saw in the last lesson.

370

stop

止

The character for **stop** is easiest to learn as a pictograph, though you have to take a moment to see it. Take it as a rather crude drawing of a footprint: the first 3 strokes represent the front of the foot and the last the heel. The big toe (stroke 2 sticking out to the right) on the right indicates that this is a left foot. [4]

* Although the meaning of *stop* will be retained, we will return often to the pictographic meaning of *footprint*.

<p>371 歩</p>	<p>walk</p> <p><i>Footprints</i> that follow one another a <i>few</i> at a time indicate walking. [8]</p> <p>一 卜 止 止 止 止 止 歩</p>
<p>372 涉</p>	<p>ford</p> <p>To ford a body of <i>water</i> means to <i>walk</i> across it. [11]</p> <p>シ 涉 涉</p>
<p>373 頻</p>	<p>repeatedly</p> <p>The image of something occurring repeatedly, over and over again, is of having one's <i>head</i> <i>walked</i> on. [17]</p> <p>歩 頻</p>
<p>374 肯</p>	<p>agreement</p> <p>Seeing <i>footprints</i> on someone's <i>flesh</i> indicates a rather brutal way of having secured that person's agreement. [8]</p> <p>止 肯</p>
<p>375 企</p>	<p>undertake</p> <p>To undertake a project is to take some idea floating in the air and <i>stop</i> it so that it can be brought down to earth and become a reality. Here we see some undertaking made to <i>stop</i> under a beach <i>umbrella</i>. [6]</p> <p>ノ 人 个 个 企 企</p>

376

curriculum

歷

That same *grove of trees* we met in FRAME 213 shows up here in the character for **curriculum** (in the sense of a record of one's life or academic achievements, the **curriculum vitae**). Instead of the *grove* making its way slowly through the surface of the *cliff* as before, here we see it *stopped*, much the same as a **curriculum vitae** calls a halt to the calendar and talks only about the past. [14]

厂 麻 歷

377

warrior

武

With a *quiver of arrows* set on one's back, the goal of the **warrior** depicted here is not to attack but merely to *stop* the attack of others: the oldest excuse in history! [8]

一 二 十 下 卅 正 武 武

378

levy

賦

A certain portion of *shells* (money) is collected by the **warrior** from the local villages as he passes through to defray the costs of keeping the land safe, and this is called a **levy**. [15]

貝 賦

379

correct

正

“A journey of a thousand miles begins with a single step,” says the Chinese proverb. Here we see *one footprint*, complementing that proverb with the sound advice that if the first step is not made **correctly**, the whole point of the journey will be forfeited. This is the ideal that teachers are supposed to have in **correcting** their students, and parents in **correcting** their children. [5]

一 丌 下 丌 正

380

evidence

証

Words that testify to the *correctness* of some fact are classified as **evidence**. (Here we see a good example of how the more common primitive element takes the “strong” position to the left, even though it has more strokes.) [12]

言 証

381

politics

政

To the many definitions for **politics** that already exist, this character offers yet another: *correct taskmastering*. Think about what the primitives tell us. On the one hand, we see the pessimistic wisdom that **politics** has to do with *taskmastering*, maneuvering people with or without their will. And on the other, we see the campaign assurances that this duty can be performed *correctly* if only the right candidate is given a chance. [9]

正 政

*

mending

疋

This primitive differs from the kanji for *correct* only by the movement added to the last two strokes, the “-ing” of **mending** if you will. But take a more concrete sense, like **mending** holes in socks. [5]

一 丌 下 丌 疋

382

determine

定

Determination, in the sense of settling on a certain course of action, is likened here to *mending* one’s *house*. [8]

宀 定

383

lock

錠

Metal of itself doesn't **lock**. It needs to be so *determined* by a **locksmith**. Now make a concrete image of that. [16]

金 錠

384

run

走

Running, we are told here, *mends* the *soil*. Observe in the following frames how this kanji can embrace other elements from below, much the same way as the element for *road* does; and how, in order to do this, the final stroke needs to be lengthened. [7]

土 走

385

transcend

超

When one is *running* after something, the goal that *seduces* one is said to **transcend** the seeker. [12]

走 超

386

proceed

赴

In **proceeding** to a new city or a new job, something in you *runs* ahead with excitement, and something else holds you back, like a *divining rod* built into your psyche warning you to check things out carefully before rushing in too wildly. [9]

走 赴

387

越

surpass

Here we see two *parades* in competition, each trying to **surpass** the other by *running* at high speed from one town to the next. Note the little “hook” at the end of the first stroke of the element for *parade*. This is the **ONLY** time it appears like this in the kanji treated in this book. [12]

走 越

388

是

just so

In this kanji we are shown someone spending an entire *day* at *mending* one stocking, because they want the job done “**just so**.” Be sure to make a clear image of a finicky old fusspot to make the abstract idea as concrete as possible. [9]

日 是

389

題

topic

In many kinds of research, one can find information on a given **topic** only if the *headings* are prepared *just so*. [18]

是 題

390

堤

dike

A **dike** is a successful bit of engineering only if the amount of *earth* piled up is measured *just so* for the height and pressure of the water it is meant to contain. [12]

土 堤

<p>✱</p> <p>𠄎</p>	<p style="text-align: right;">stretch</p> <p>The primitive meaning to stretch might at first seem similar to that for <i>road</i>. Take a moment to study it more carefully and you will see the difference. Like <i>road</i>, this character holds other primitives above its sweeping final stroke. [3]</p> <p style="text-align: center;">丿 ㄣ 𠄎</p>
<p>391</p> <p>建</p>	<p style="text-align: right;">build</p> <p>To construct a building, you first draw a set of plans (the writing <i>brush</i>) and then <i>s-t-r-e-t-c-h</i> your drawing out to scale in reality. [9]</p> <p style="text-align: center;">聿 建</p>
<p>392</p> <p>延</p>	<p style="text-align: right;">prolong</p> <p>This character is a kind of pictographic image of how prolonging is a clever way of <i>stopping</i> things by trying to <i>stretch</i> them out a little bit at a time (the extra <i>drop</i> at the top of <i>stop</i>). Be sure to get a concrete image of this process, by imagining yourself prolonging something you can really, physically, <i>stretch</i>. [8]</p> <p style="text-align: center;">正 延</p>
<p>393</p> <p>誕</p>	<p style="text-align: right;">nativity</p> <p>The key word of course calls to mind the feast of Christmas. As the famous poem at the start of St. John's gospel tells us, the nativity we celebrate at Christmas had its origins at the very start of time and governs all of human history: it represents the <i>prolongation</i> of the eternal <i>Word</i> in time and space. [15]</p> <p style="text-align: center;">言 誕</p>

*	ZOO
疋	<p>Rather than use this for animals in general, we will refer to it as a zoo, to avoid confusion with the other animals that will be showing up. Except for the downward hook at the end of the first stroke, this element is indistinguishable from <i>mending</i>. Perhaps by now you have developed a quick eye for such details. If not now, you will before long. [5]</p> <p style="text-align: center;">㇀ ㇁ ㇂ ㇃ 疋</p>
394	cornerstone
礎	<p>This character depicts a cornerstone as a <i>stone</i> set at the end of a wildlife preserve (the “<i>zoo in the grove</i>”). [18]</p> <p style="text-align: center;">石 石林 礎</p>
395	bridegroom
婿	<p>What makes a man a bridegroom is obviously a <i>woman</i> and her dowry, here presented as a small <i>zoo</i> (animals were often used for this purpose in earlier societies) and a <i>month</i> away from it all (the “<i>honeymoon</i>”). [12]</p> <p style="text-align: center;">女 妮 婿</p>

Lesson 18

THE THREE GROUPS of characters brought together in this rather long lesson are clustered around three sets of primitives dealing respectively with cloth and garments, weather, and postures.

396

衣

garment

At the top we see the *top hat*, and at the bottom a pictographic representation of the folds of a **garment**. If you break the “4-fold” fold into 2 sets of 2 strokes, you will find it easier to remember. [6]

丷 ㇏ ㇏ 衣 衣

* Used as a primitive, the additional meanings of *cloak* or *scarf* will come in handy. What has to be noted particularly are the changes in shape the kanji can undergo when it becomes an element in other kanji. In fact, it is the most volatile of all the kanji we shall treat, and for that reason deserves special attention here.

When it appears to the left, it looks like this: 衤, and we shall take it to mean *cloak*. At the bottom, when attached to the stroke immediately above it, the first two strokes (the *top hat*) are omitted, giving us: 衤, which we shall take to mean a *scarf*.

On rare occasions, the element can be torn right across the middle, with the first 2 strokes appearing at the top and the last 4 at the bottom of another primitive or cluster of primitives: 衤, in which cases we shall speak of a *top hat and scarf*.

And finally, of course, it can keep its original kanji shape, along with its original meaning of *garment* in general.

Note that when any of the above forms have something beneath them (as in FRAME 402), the third from final stroke is “unhooked,” like this: 衤.

397

裁

tailor

You might think here of *garment* that have been specially **tailored** for *Thanksgiving* celebrations to look like traditional Pilgrim garb. [12]

士 裁 裁

398

装

attire

The character for **attire** can be remembered as a picture of what we may call a “*turtle-samurai*” sweater. At the top we see the *turtle-samurai* and at the bottom the element for *garment*. [12]

冫 壮 装

399

裏

back

An innocent looking *top hat and scarf* lying there in front of you, turned over, reveal a hidden *computer* sewn into the **back** of each—obviously the tools of a master spy. Such experiences teach one always to have a look at the **back** side of things. [13]

一 重 裏

400

壊

demolition

The right half of this character shows a *garment* woven so fine that it can pass through the *eye* of a *needle*, fittingly draped around the slithering, ethereal form of a poltergeist. In this frame, our eerie visitor brushes its robes against a nearby block of apartments and completely **demolishes** them, razing them to the *ground*. [16]

扌 埜 壊

401

哀

pathetic

A drunken sod in a tattered *top hat* and soiled silk *scarf* with a giant *mouth* guzzling something or other gives us a **pathetic** character role in which W. C. Fields might find himself right at home. [9]

一 古 哀

<p>402</p> <p>遠</p>	<p>distant</p> <p>A distant figure on the <i>road</i> is such a blur it looks like a <i>lidded crock</i> wearing a silk <i>scarf</i>. [13]</p> <p>吉 袁 遠</p>
<p>403</p> <p>猿</p>	<p>monkey</p> <p>This clever little monkey has captured an entire pack of <i>wild dogs</i>, locked them inside a <i>lidded crock</i>, and wrapped the whole thing up in a silk <i>scarf</i> to present to the dogcatcher. [13]</p> <p>犴 狒 猿</p>
<p>404</p> <p>初</p>	<p>first time</p> <p>The primitives here take care of themselves: <i>cloak</i> and <i>dagger</i>. What I leave to you is to decide on an appropriate connotation for “first time” to take advantage of them. [7]</p> <p>衤 初</p>
<p>*</p> <p>巾</p>	<p>towel</p> <p>The basic meaning of this primitive is a bolt of cloth, from which we derive the meaning of a towel. [3]</p> <p>丨 冂 巾</p>
<p>405</p> <p>布</p>	<p>linen</p> <p>The maid, <i>towels by her side</i>, distributes the linen. [5]</p> <p>ナ 布</p>

406 帆	<p style="text-align: right;">sail</p> <p>A sail made of a <i>towel</i> makes a <i>mediocre</i> vessel. [6]</p> <p style="text-align: center;">巾 帆</p>
407 幅	<p style="text-align: right;">hanging scroll</p> <p>A <i>towel</i> owned by the <i>wealthiest</i> tycoon in the world is made into a hanging scroll after his death and auctioned off to the highest bidder. [12]</p> <p style="text-align: center;">巾 幅</p>
408 帽	<p style="text-align: right;">cap</p> <p>Because of the <i>risk</i> involved (of getting the <i>sun</i> in one's <i>eyes</i>), one puts together a makeshift cap out of a dirty old <i>towel</i>. [12]</p> <p style="text-align: center;">巾 巾 帽</p>
409 幕	<p style="text-align: right;">curtain</p> <p>A dirty <i>towel</i> draped over the entrance to the old <i>graveyard</i> is painted to look like the curtain of death that leads to the other world. [13]</p> <p style="text-align: center;">莫 幕</p>
410 幌	<p style="text-align: right;">canopy</p> <p>A large <i>towel</i> stretched overhead with only a few of the <i>sun's rays</i> breaking through represents a canopy over one's bed. [13]</p> <p style="text-align: center;">巾 巾 幌</p>

<p>411 錦</p>	<p style="text-align: right;">brocade</p> <p>A strip of <i>white towel</i> and some scraps of <i>metal</i> have the makings of a primitive kind of brocade. [16]</p> <p style="text-align: center;">金 鈿 錦</p>
<p>412 市</p>	<p style="text-align: right;">market</p> <p>Dressed in nothing but a bath <i>towel</i> and <i>top hat</i>, one sets off to the marketplace in search of a bargain or two. [5]</p> <p style="text-align: center;">巾 一 巾 市</p>
<p>413 姉</p>	<p style="text-align: right;">elder sister</p> <p>Of all the <i>women</i> of the family, it is the elder sister who has the duty to go to <i>market</i> to do the shopping. [8]</p> <p style="text-align: center;">女 姉</p>
<p>414 肺</p>	<p style="text-align: right;">lungs</p> <p>One is surprised, strolling through the <i>market</i>, to find among the <i>meats</i> hung out for sale a slab marked: lungs. [9]</p> <p style="text-align: center;">月 肺</p>
<p>✱ 巾</p>	<p style="text-align: right;">apron</p> <p>The <i>towel</i> with edges jagged like little <i>crowns</i> is the cook's apron. [5]</p> <p style="text-align: center;">巾 巾</p>

<p>415</p> <p>帯</p>	<p>sash</p> <p>The part of the <i>apron</i> where one finds the buckle (represented pictorially by the first 5 strokes) is on the sash. [10]</p> <p>一 十 卅 卅 卅 卅 帯</p>
<p>416</p> <p>滯</p>	<p>stagnate</p> <p>People that have been “<i>sashed</i>” to something (whether their mother’s apron strings or a particular job) for too long become like <i>water</i> that has stopped moving: they start to stagnate. [13]</p> <p>氵 滯</p>
<p>*</p> <p>冂</p>	<p>belt</p> <p>This primitive, clearly derived from that for <i>towel</i>, is always hung on another vertical stroke, and takes the meaning of a belt. [2]</p> <p>丨 冂</p>
<p>417</p> <p>刺</p>	<p>thorn</p> <p>Thorns grow on a bush here that has wrapped itself around a <i>tree</i> like a <i>belt</i>, cutting into the poor <i>tree</i> like little <i>sabers</i>. [8]</p> <p>一 冂 冂 市 束 束 刺 刺</p>
<p>418</p> <p>制</p>	<p>system</p> <p>This kanji show a unique system for leading <i>cows</i> to the slaughterer’s <i>saber</i>: one ties a <i>belt</i> about their waist and fixes that <i>belt</i> to an overhead cable, pulling the <i>cow</i> up into the air where it hangs suspended, helpless against the fate that awaits it. [8]</p>

ノ ㄣ ㄣ ㄣ ㄣ ㄣ ㄣ ㄣ

<p>419 製</p>	<p style="text-align: right;">made in...</p> <p>A label indicating that a <i>garment</i> was made in U.S.A. or Taiwan or Japan is itself a symbol for the <i>systematization</i> of the <i>garment</i> industry. [14]</p> <p style="text-align: center;">制 製</p>
<p>* 云</p>	<p style="text-align: right;">rising cloud</p> <p>This primitive is meant to depict in graphic fashion a cloud of something or other rising upwards, like vapor or smoke or dust. [4]</p> <p style="text-align: center;">一 二 云 云</p>
<p>420 轉</p>	<p style="text-align: right;">revolve</p> <p>As the wheels of the <i>car</i> revolve, they kick up small <i>rising clouds</i> of dust and debris behind them. [11]</p> <p style="text-align: center;">車 轉</p>
<p>421 芸</p>	<p style="text-align: right;">technique</p> <p>The secret technique of making a <i>rising cloud</i> of smoke turn into a bouquet of <i>flowers</i> is shown here. [7]</p> <p style="text-align: center;">艹 芸</p>
<p>422 雨</p>	<p style="text-align: right;">rain</p> <p>This kanji, also a primitive, is one of the clearest instances we have of a complex pictograph. The top line is the sky, the next</p>

3 strokes a pair of clouds, and the final 4 dots the **rain** collected there and waiting to fall. [8]

一 丨 冂 雨 雨 雨 雨

* As a primitive it can mean either *rain* or *weather* in general. Because it takes so much space, it usually has to be contracted into a crown by shortening the second and third strokes into a *crown* like this: 𩇔.

423

cloud

雲

Here is the full character for **cloud** from which the primitive for a *rising cloud* derives. *Clouds* begin with vapors *rising* up in small *clouds* from the surface of the earth, and then gathering to make **clouds** that eventually dump their *rain* back on the earth. [12]

雨 雲

424

cloudy weather

曇

We refer to days when the *sun* is covered by the *clouds* as **cloudy weather**. [16]

日 曇

425

thunder

雷

The full rumble and roar and terror of **thunder** is best felt not with your head tucked under your pillow safe in bed, but out in an open *rice field* where you can get the real feel of the *weather*. [13]

雨 雷

<p>426</p> <p>霜</p>	<p style="text-align: right;">frost</p> <p>Think of frost as a cooperative venture, an <i>inter</i>-action of the malevolent forces of <i>weather</i> that sit around a conference table and finally decide to allow a very light amount of moisture to fall just before a short and sudden freeze. [17]</p> <p style="text-align: center;">雨 霜</p>
<p>*</p> <p>彡</p>	<p style="text-align: right;">ice</p> <p>The condensation of the three drops we have been using to mean <i>water</i> into two drops signals the solidifying of <i>water</i> into ice. Note that when this primitive appears to the left, it is written like the last two strokes of the element for <i>water</i>, 彡, whereas under another primitive, it is written like the first two strokes of the <i>water</i> primitive: 冫. [2]</p> <p style="text-align: center;">、 冫</p>
<p>427</p> <p>冬</p>	<p style="text-align: right;">winter</p> <p><i>Walking legs slipping on the ice</i> are a sure sign of winter. [5]</p> <p style="text-align: center;">夂 冬</p>
<p>428</p> <p>天</p>	<p style="text-align: right;">heavens</p> <p>This character is meant to be a pictograph of a great man, said to represent the Lord of the Heavens. (You may, of course, use the elements <i>ceiling</i> and <i>St. Bernard</i> instead.) [4]</p> <p style="text-align: center;">一 = 𠄎 天</p> <p>* The primitive can mean either the <i>heaven</i> of eternal bliss or the general term for sky, the <i>heavens</i>. Pay special attention to the fact that in its primitive form the first stroke is written</p>

right to left, rather like the first stroke of *thousand* (FRAME 40), rather than left to right, giving us: 夭.

*
喬

angel

The sense of the primitive, **angel**, derives from the primitive for *heavens* replacing the *top hat* in the character for *tall*. [12]

夭 喬

429

橋

bridge

The **bridge** shown here is made of *trees* in their natural form, except that the trunks have been carved into the forms of *angels*, a sort of “Ponte degli Angeli.” [16]

木 橋

430

嬌

attractive

Associating a particularly **attractive woman** you know with an *angel* should be no problem. [15]

女 嬌

431

立

stand up

This picture of a vase **standing up** has its meaning extended to represent the general posture of anything **standing up**. [5]

’ 亠 亠 立 立

* Used as a primitive, it can also mean *vase*. In taking its kanji meaning, it is best to think of something *standing up* that is normally lying down, or something standing up in an unusual way.

432 泣	<p style="text-align: right;">cry</p> <p>One cries and cries until one is <i>standing up</i> knee-deep in <i>water</i> (or until one has a <i>vase</i>-full of <i>water</i>). [8]</p> <p style="text-align: center;">泣 泣</p>
433 章	<p style="text-align: right;">badge</p> <p>Try to imagine a club badge pinned to your lapel in the form of a mammoth <i>sunflower</i> protruding from a wee little <i>vase</i>. [11]</p> <p style="text-align: center;">立 章</p>
434 競	<p style="text-align: right;">vie</p> <p>Two <i>teenagers</i> are seen here <i>standing up</i> to one another, ying for the attention of their peers. [20]</p> <p style="text-align: center;">立 竟 競</p>
435 帝	<p style="text-align: right;">sovereign</p> <p>An uncommon, but not altogether unlikely picture of a reign- ing sovereign has him <i>standing up</i> in his <i>apron</i>, presumably at the behest of HIS sovereign (she who is to be obeyed), who needs help with washing the dishes. [9]</p> <p style="text-align: center;">立 产 帝</p>
436 童	<p style="text-align: right;">juvenile</p> <p>This frame shows up the image of a juvenile hacker <i>standing</i> on top of a <i>computer</i>, or rather jumping up and down on it, because it refused to come up with the right answer. [12]</p>

立 童

437

pupil

瞳

Begin with the double meaning of the key word **pupil**: “student” and the “the apple of one’s eye.” Now all you have to do is dwell on the phrase “*juvenile* of one’s eye” (the meaning here) until it provides you with an image. [17]

目 瞳

438

bell

鐘

This **bell** is made of cheap *metal*, and so badly made that when you ring it, it lets out a noise like the “**bellowing**” of *juveniles* who aren’t getting their own way. [20]

金 鐘

439

make a deal

商

See the peddler *standing* atop his *motorcycle helmet* as if it were a soapbox, hawking his wares to passersby. The *legs* and *mouth* represent the tools of the trade of **making a deal** any way you can. [11]

立 商 商 商

*

antique

商

The primitive meaning **antique**, not itself a kanji, depicts a *vase* kept under a *glass hood* because it is very, very *old*. [11]

立 商 商

<p>440 嫡</p>	<p style="text-align: right;">legitimate wife</p> <p>The phrase legitimate wife would have no meaning if there were not such things as “illegitimate wives,” taken because one’s legal <i>woman</i> has turned into an <i>antique</i>. The very offense of the idea should help you remember the kanji. [14]</p> <p style="text-align: center;">女 嫡</p>
<p>441 適</p>	<p style="text-align: right;">suitable</p> <p>Can you imagine anything less suitable to do with one’s precious <i>antiques</i> than to display them in the middle of a crowded <i>roadway</i>? [14]</p> <p style="text-align: center;">商 適</p>
<p>442 滴</p>	<p style="text-align: right;">drip</p> <p>Picture <i>water dripping</i> on what you thought were precious <i>antiques</i>, only to find that the artificial aging painted on them is running! [14]</p> <p style="text-align: center;">氵 滴</p>
<p>443 敵</p>	<p style="text-align: right;">enemy</p> <p>Picture your most precious <i>antique</i> (it doesn’t matter how old it really is, so long as it is the oldest thing you own) being knocked over by your most unlikeable <i>taskmaster</i>, and you have a good picture of how people make themselves enemies for life. [15]</p> <p style="text-align: center;">商 敵</p>

444

spoon

匕

This character, a pictograph of a **spoon**, is easy enough to remember, provided you keep it distinct from that for *seven*. The difference, of course, is that the first stroke cuts across the second only ever so slightly here. [2]

* As a primitive, this kanji can take on the additional meaning of *someone sitting on the ground*, of which it can also be considered a pictograph. In this case, the second stroke does not cut through the first at all, as in the following frame.

445

north

北

The cold air from the **north** is so strong that we see *two people sitting on the ground* back to back, their arms interlocked so they don't blow away. (Pay special attention to the drawing of the first 3 strokes.) [5]

446

stature

背

One's **stature** is measured according to the "*northern-most*" part of the body. [9]

447

compare

比

With *two spoons*, one in each hand, you are **comparing** your mother's cooking with your mother-in-law's. [4]

448

descendants

昆

By *comparing* apes with anthropoids, we not only discover the latter have **descended** from those progenitors educated in the higher branches, but that the very idea of seeing everything **descended** from everything else, one way or another, means that there is “nothing new UNDER the *sun*.” [8]

日 昆

449

all

皆

Think of the housewives in tv commercials “*comparing* the *whiteness*” of their laundry across the fence, a typical advertisement for the popular detergent known as **All**. (If you don’t know the brand, surely you’ve heard the phrases “all-purpose detergent” or “all-temperature detergent.”) [9]

比 皆

450

mix

混

Mixed marriages, this character suggests, *water* down the quality of one’s *descendants*—the oldest racial nonsense in the world! [11]

氵 混

*

siesta

曷

Conjure up the classic portrait of the Latin *siesta*: a muchacho *sitting on the ground*, propped up against some building, *bound up* from neck to ankles in a serape, one of those great, broad-rimmed mariachi hats pulled down over his face, and the noonday *sun* beating down overhead. Always use the complete image, never simply the general sense of *siesta*. [8]

日 身 曷

451

thirst

渴

As you pass by the muchacho taking the *siesta*, he cries out that he is **thirsty** and asks for something to drink. So you turn the *water hose* on him. [11]

讠 渴

452

audience

謁

Imagine an **audience** with the emperor or the pope in which all those in attendance are sitting down, leaning against the wall, sleeping like our muchacho on *siesta* as the honorable host delivers his *speech*. [15]

言 謁

453

brown

褐

The color of the serape or *cloak* of our muchacho on *siesta* is a dull **brown**, the color this kanji indicates. [13]

衤 褐

454

hoarse

喝

When the muchacho on *siesta* looks up at you and opens his *mouth* to talk, his voice is so **hoarse** that you cannot understand him. [11]

口 喝

<p>455</p> <p>旨</p>	<p style="text-align: right;">delicious</p> <p>Something is so downright delicious that one spends the entire <i>day</i> with a <i>spoon</i> in hand gobbling it up. [6]</p> <p style="text-align: center;">匕 旨</p>
<p>456</p> <p>脂</p>	<p style="text-align: right;">fat</p> <p>This kanji tells us that if you feed the <i>flesh</i> with too many <i>delicious</i> things, it soon picks up a thick layer of fat. [10]</p> <p style="text-align: center;">月 脂</p>
<p>457</p> <p>壹</p>	<p style="text-align: right;">I (one)</p> <p>The Roman numeral I, like that for <i>II</i> we met earlier in FRAME 355—is only rarely used now. In the midst of all the <i>samurai</i>, we notice one in particular <i>sitting on the ground</i> with a <i>crown</i> on his head, indicating that he is “number I” in the current rankings. [7]</p> <p style="text-align: center;">士 壹 壹</p>
<p>*</p> <p>𠂇</p>	<p style="text-align: right;">reclining</p> <p>The picture is obvious: the first stroke represents the head, and the second the body of someone reclining. You may also use the synonyms <i>lying</i> or <i>lying down</i>. [2]</p> <p style="text-align: center;">ノ 𠂇</p>
<p>458</p> <p>每</p>	<p style="text-align: right;">every</p> <p>“Behind every successful person <i>lies</i> a woman...,” who usually turns out to be one’s <i>mother</i>! [6]</p>

ノ 每

459

cleverness

敏

Behind *every* successful *taskmaster*, the **cleverness** of a fox to outwit his charges. [10]

每 敏

460

plum

梅

Behind *every* Jack Horner's piemaker, a *tree* full of **plums**. [10]

木 梅

461

sea

海

Behind *every drop of water*, a **sea** from which all *water* originally came. [9]

氵 海

462

beg

乞

See someone *lying down* in a public place with a *hook* in place of a hand, **begging** a morsel of rice or a few pence. [3]

ノ 乞

463

drought

乾

In times of **drought** anything at all will do. Here we see the victims *begging* for just a little *mist* for relief. [11]

卓 乾

<p>★ 复</p>	<p style="text-align: right;">double back</p> <p>Either the connotations of turning around and heading back during one's travels, or folding an object in half will do here. It pictures someone doubling back to the nearest inn to <i>lie down</i> and rest a weary pair of <i>walking legs</i> after a full <i>day's</i> voyage. [9]</p> <p style="text-align: center;">一 百 复</p>
<p>464 腹</p>	<p style="text-align: right;">abdomen</p> <p>If you <i>double back</i> (fold over) most animals in the middle, the <i>part of the body</i> where the crease comes is the abdomen. [13]</p> <p style="text-align: center;">月 腹</p>
<p>465 複</p>	<p style="text-align: right;">duplicate</p> <p>In its original and etymologically transparent sense, to duplicate something means to <i>double it back</i> with a fold, like the fold of a <i>cloak</i>. [14]</p> <p style="text-align: center;">襪 複</p>
<p>466 欠</p>	<p style="text-align: right;">lack</p> <p>The pictograph hidden in this character is of someone yawning. The first stroke shows the head thrown back; the second, the arm bent at the elbow as the hand reaches up to cover the mouth; and the last two, the legs. Since yawning shows a lack of something (psychologically, interest; physiologically, sleep), the connection is plain to see. [4]</p> <p style="text-align: center;">ノ ㄣ 欠 欠</p> <p>* As a primitive, it can mean either <i>yawn</i> or <i>lack</i>.</p>

467 吹	blow To blow is really no more than a deliberate effort to make one's <i>mouth lack</i> all the air that is in it. [7] 口 吹
468 炊	cook Better to picture what happens when you do not pay attention to your work in the kitchen. Here we see a blazing <i>fire</i> and an inattentive, <i>yawning</i> cook who let things get out of control. [8] 火 炊
469 歌	song The song in this kanji is being sung by a chorus line of <i>can-can</i> girls. Why it should be eliciting nothing but <i>yawning</i> from the audience, I leave to you to decide. [14] 哥 歌
470 軟	soft If the cushions of one's <i>car</i> are too soft , one may begin <i>yawning</i> at the wheel. [11] 車 軟
471 次	next This key word connotes the “ next in line” of a succession of people or things. Let there be a <i>lack</i> of <i>ice</i> on the hottest day of summer, and you stand impatiently in line waiting for the distributor to call out “ Next! ” [6]

次

* As a primitive, this character can either retain its key word meaning of *next* or the related meaning of *second*.

472

茨

briar

Earlier we made mention of the story of **Briar** Rose (or “Sleeping Beauty,” as we called her in FRAME 154) and drew attention to the **briar** hedge that grew up all about her castle. But in the *second* part of the story, these **briars** blossomed into *flowers*. Hence her name, **Briar** Rose. Be careful not to confuse this character with that for *thorn* (FRAME 417). [9]

次 茨

473

資

assets

The first *shells* (money) you earn, you use to pay your debts. From then on, the *next shells* you accumulate become your **assets**. [13]

次 資

474

姿

figure

This kanji depicts a *woman's figure* as a sort of *second* self. [9]

次 姿

475

諮

consult with

To seek the *words* of a *second mouth* is to **consult with** someone about something. [16]

言 談 諮

Lesson 19

WE CONCLUDE PART TWO by picking up most of the remaining primitives that can be built up from elements already at our disposal, and learning the kanji that are based on them. When you have completed this section, run through all the frames from LESSON 13 on, jotting down notes at any point you think helpful. That way, even if you have not made any notations on your review cards, you will at least have some record of the images you used.

* 音	muzzle The element for muzzle shows a <i>vase</i> fixed over a <i>mouth</i> , perhaps with a rubber band running around the back of the head to keep it in place. [8] 立 音
476 賠	compensation Picture a <i>clam</i> used as a <i>muzzle</i> to quiet the complaints of a fisherman's widow asking compensation for her husband lost at sea. [15] 貝 賠
477 培	cultivate The barrel hoops used by many Japanese farmers to stretch clear plastic over row of vegetables in a garden patch in the hopes of cultivating bigger and bigger vegetables is a way of <i>muzzling</i> the <i>soil</i> . [11] 土 培

478 割	<div data-bbox="1070 186 1193 227" data-label="Text">divide</div> <p>To “divide and conquer” you use a <i>saber</i> and a <i>muzzle</i>. [10]</p> <p>音 割</p>
479 音	<div data-bbox="1070 417 1193 459" data-label="Text">sound</div> <p>The kanji for sound depicts something <i>standing</i> in the air over a <i>tongue wagging in a mouth</i>, much the same as a sound does for the briefest of moments before disappearing. [9]</p> <p>立 音</p> <p>* The primitive from this kanji also means simply a <i>sound</i>.</p>
480 暗	<div data-bbox="1024 769 1193 811" data-label="Text">darkness</div> <p>When “darkness covered the earth” at the beginning of time, there was neither <i>sun</i> nor <i>sound</i>. [13]</p> <p>日 暗</p>
481 韻	<div data-bbox="1070 1029 1193 1070" data-label="Text">rhyme</div> <p>Poetry restricted to verses that rhyme often finds it has to abandon clarity of thought in order to make the rhyme of the words work. In this kanji’s picture, one becomes a kind of “<i>sound-employee</i>.” [19]</p> <p>音 韻</p>
* 戠	<div data-bbox="1070 1351 1193 1392" data-label="Text">kazoo</div> <p>This primitive’s special usefulness lies not in its frequency but in its simplification of a few otherwise difficult kanjis. It pic-</p>

tures the *sound* of a *fiesta*, namely a **kazoo**. Note how the element for *sound* is written first, the fifth stroke extended so that it can be used in the element for *fiesta*. [12]

音 音 音 音 音 音 音 音
音 音 音 音

482

discriminating

識

A person of **discriminating** intellect can tell the difference between mere *kazoo*-buzzing and *words* spoken wisely. [19]

言 識

*

mirror

竟

This primitive gets its meaning from the following frame. It shows a pair of *human legs* and a *tongue-wagging mouth* looking at a **mirror** standing on the wall, asking perhaps who might be the fairest of them all. [11]

立 音 竟

483

mirror

鏡

After lakes but before glass, polished *metal* was used for **mirrors**. These *metal mirrors* are recalled in this character for a **mirror**. [19]

金 鏡

484

boundary

境

Imagine the **boundary** of a plot of *land* marked with gigantic *mirrors* enabling the landowner to keep trespassers in sight at all times. [14]

境

485

deceased

亡

A *top hat* hanging on a *hook* in the front hall, right where the **deceased** left it the day he died, reminds us of him and his kanji. [3]

一 亡

* In addition to *deceased*, the primitive meaning of *to perish* will also be used for this character.

486

blind

盲

If one's *eyes* **perish** before death, one remains blind for the rest of life. [8]

亡 盲

487

delusion

妄

The “*ideal woman*” one daydreams about is no more than a **delusion**. Hence, *perish* the thought of her. [6]

亡 妄

488

laid waste

荒

The *flowers* that *perish* in the *flood* are taken here as symbols of an area that has been **laid waste**. [9]

艹 亡 荒

489

望

ambition

The story of **ambition** talks of a *king* walking under the *perishing* (or “waning”) *moon* dreaming great dreams about his kingdom. (The roots of **ambition** are from the same word as “ambulate,” meaning to walk about.) [11]

亡 月 望

490

方

direction

Spinning a *dagger* about on its hilt on the top of a *top hat*—waiting to see in which **direction** it points when it comes to rest—one leaves to fate where one is going next. Take care in writing this character. [4]

一 方 方

* As a primitive, this character will take the sense of a *compass*, the instrument used to determine *direction*.

491

妨

disturb

Imagine a *compass* that is **disturbed** every time a *woman* passes by, sending the needle spinning madly round and round. [7]

女 妨

492

坊

boy

The character for a **boy** shows us a **Boy Scout** cleaning the *dirt* out of his *compass*—the more *dirt*, the better. [7]

土 坊

<p>493 芳</p>	<p style="text-align: right;">perfumed</p> <p>Here we see a special <i>compass</i> used to pick out those <i>flowers</i> most suited for making good perfumes. [7]</p> <p style="text-align: center;">艹 芳</p>
<p>494 肪</p>	<p style="text-align: right;">obese</p> <p>One who eats too much soon needs a <i>compass</i> to find one's way around the obese mass of <i>flesh</i> that accumulates in the midsection. Compare this with your stories for <i>round</i> (FRAME 44) and <i>fat</i> (FRAME 456), similar in meaning but distinct in imagery. [8]</p> <p style="text-align: center;">月 肪</p>
<p>495 訪</p>	<p style="text-align: right;">call on</p> <p>When making a courtesy call on a dignitary, one has to gauge one's <i>words</i> with great care. Hence the need for a <i>compass</i>. [11]</p> <p style="text-align: center;">言 訪</p>
<p>496 放</p>	<p style="text-align: right;">set free</p> <p>The <i>taskmaster</i> sets an unruly servant free, giving him no more than a quick glance at the <i>compass</i> and a boot from behind. [8]</p> <p style="text-align: center;">方 放</p>
<p>497 激</p>	<p style="text-align: right;">violent</p> <p>Some cosmic <i>taskmaster</i> hovering overhead whips up the waves to make them dash violently against the shore. In the <i>white</i> foam that covers the <i>water</i> we see a broken <i>compass</i> floating, all that remains of a shipwreck. [16]</p>

氵 𣶒 滂 激

*
兑

devil

The two *horns* on the head of the *teenager* are enough to suggest to most parents of adolescents a good image of a **devil**. [7]

丷 兑

498

脱

undress

To **undress** is to expose the *flesh* and tempt the *devil* in the eyes of one's onlookers. Ignore the moral if you want, but not the *devil*. [11]

月 脱

499

説

rumor

Not inappropriately, this character likens a **rumor** to the *devil's* own *words*. [14]

言 説

500

銳

pointed

Metal that has been **pointed** (as an awl, a pick, a nail, or a knife) tends to serve the *devil's* purposes as well as civilization's: our tools are also our weapons. [15]

金 銳

501

曾

formerly

This primitive (named for its associations with the kanji of the following frame) is composed of a pair of *horns* growing out of

a *brain* with a *tongue wagging in the mouth* beneath. Think of “**former**” in connection with administrators or heads of state who have just left office but continue to make a nuisance of themselves by advertising their opinions on public policy. [11]

𠄎 𠄎 曾

* The primitive meaning, *increase*, comes from the next frame. Always think of something multiplying wildly as you watch.

502

increase

增

This kanji depicts an **increase** of *soil*, multiplying so fast that it literally buries everything in its path. [14]

扌 增

503

presents

贈

The **presents** offered here are *money* that *increases* each time you give it away. Do not confuse with the temporal word “present” (FRAME 259). [18]

貝 贈

504

east

東

As a “Western” language, English identifies the **east** with the rising *sun*. In more fanciful terms, we see the *sun* piercing through a *tree* as it rises in the **east**. [8]

一 厂 𠄎 𠄎 𠄎 申 東 東

* Both the direction *east* and the part of the world called “the *East*” are primitive meanings of this character.

505 棟	<p style="text-align: right;">ridgepole</p> <p>If the piece of <i>wood</i> in the roof known as the ridgepole points <i>east</i>, the sunrise will be visible from the front door. [12]</p> <p style="text-align: center;">木 棟</p>
506 凍	<p style="text-align: right;">frozen</p> <p>The whole secret to breaking the <i>ice</i> with the <i>East</i> is to peek behind those mysteriously “frozen smiles.” [10]</p> <p style="text-align: center;">冫 凍</p>
* 壬	<p style="text-align: right;">porter</p> <p>Let the extended dot at the top represent the load that the <i>samurai</i> is carrying in his role as the master’s porter. [4]</p> <p style="text-align: center;">一 壬</p>
507 妊	<p style="text-align: right;">pregnancy</p> <p>A <i>woman</i> who is in her pregnancy is a bit like a <i>porter</i>, bearing her new companion wherever she goes. [7]</p> <p style="text-align: center;">女 妊</p>
508 廷	<p style="text-align: right;">courts</p> <p>Those who rule the courts, the <i>porters</i> of justice and order, are often found to <i>stretch</i> the law to suit their own purposes. Recall the kanji for prolong from FRAME 392 and keep it distinct. [7]</p> <p style="text-align: center;">壬 廷</p>

PART THREE

Elements

WE COME NOW to the third major step in our study of the kanji: the invention of plots from primitive elements. From now on, the ordering of the remaining characters according to their primitives will be taken care of, but the reader will be required to do most of the work. As before, particularly difficult kanji will be supplied with supplementary hints, plots, or even whole stories.

By now you will have a feel for the way in which details can be worked into a kanji story so as to create a more vivid ambience for the primitive elements to interact. What may be more difficult is experimenting with plots and discarding them until the simplest one is fixed on, and then embellished and nuanced. You may find it helpful occasionally to study some of the earlier stories that you found especially impressive, in order to discover precisely why they struck you, and then to imitate their vitality in the stories you will now be inventing. Equally helpful will be any attention you give to those characters whose stories you have found it difficult to remember, or have easily confused with those of other characters. As you progress through this final section, you may wish even to return and amend some of those earlier stories. But do it with the knowledge that once a story has been learned, it is generally better to review it and perhaps repair it slightly than to discard it entirely and start over.

Lesson 20

TO BEGIN OUR work with the primitives alone, let us take six kanji of varying difficulty that use primitives we have already learned, and that have been kept apart deliberately for the sake of this initial sally into independent learning.

509

染

Water . . . nine . . . tree. From those elements you must compose a plot for the key word, dye. Here, as elsewhere, any of the alternate meanings of the primitives may be used, provided

dye

they do not require a position other than that of the kanji in question. [9]

シ 沈 染

510

burn

燃

Hearth . . . sort of thing. Beware of letting the simple reading off of the primitive elements do your work for you. Unless you make a vivid image of something **burning** and relate it just as vividly to those primitive meanings, you can count on forgetting this character very quickly. [16]

火 燃

511

V.I.P.

賓

The V.I.P. indicated here is an important guest making a visit. The elements are: *house . . . ceiling . . . few . . . shells.* [15]

宀 宀 宀 賓

512

year-end

歳

Stop . . . march . . . little. Be sure not to forget that final dot in the element for *march!* [13]

止 芦 歳 歳

513

prefecture

県

Above, the *eye of a needle*, and below the primitive for *little*. Although apparently the simplest of these first six kanji, when you begin to work on its plot and story you will soon find out that the number of strokes and visual complexity of a kanji does not make it easier or harder to remember. It is the primitives with which one has to work that are the critical factor, as

in this case where the meaning of the key word is so seemingly distant from the elements. Remember, you can always break larger elements down (*eye of a needle* into *eye* and *fishhook*) if you think it helps. [9]

旦 鼎

514

horse chestnut

栌

A tree . . . cliff . . . ten thousand. [9]

木 朽 栌

Lesson 21

IF YOU HAVE found some of the characters in the last brief lesson difficult to work with, I can only assure you that it will get easier with time, indeed already with this long lesson. More important is to take heed that as it *does* get easier you don't skip over the stories too quickly, trusting only in the most superficial of images. If you spend up to five minutes on each character focusing on the composition of the primitives into a tidy plot, and then filling out the details of a little story, you will not be wasting time, but saving yourself the time it takes to relearn it later.

*

scorpion

也

This primitive is a pictograph of the **scorpion**, the first 2 strokes representing its head and pincers, the last stroke its barbed tail, in which you may recognize the *fishhook*. [3]

フ 巾 也

<p>515 地</p>	<p style="text-align: right;">ground</p> <p><i>Soil</i> and a <i>scorpion</i> (an “earth animal”). This is, of course, the full character from which the primitive for ground derives. [6]</p> <p style="text-align: center;">土 地</p>
<p>516 池</p>	<p style="text-align: right;">pond</p> <p><i>Water . . . scorpion</i>. It would be easy to slip into a “lazy image” in cases like this one, picturing, let us say, a <i>scorpion</i> near the <i>water</i>. But if you picture rather a <i>scorpion</i> letting its venom out <i>drop by drop</i> until it has made a whole pond of the stuff, the image is more likely to remain fixed. [6]</p> <p style="text-align: center;">氵 池</p>
<p>517 虫</p>	<p style="text-align: right;">insect</p> <p>Work with the pictograph as you wish. [6]</p> <p style="text-align: center;">口 中 虫 虫</p> <p>* As a primitive, this insect will refer to the whole <i>insect</i> kingdom, so that it can be further specified in each kanji that contains it.</p>
<p>518 萤</p>	<p style="text-align: right;">lightning bug</p> <p><i>Schoolhouse . . . insect</i>. [11]</p> <p style="text-align: center;">兴 萤</p>
<p>519 蛇</p>	<p style="text-align: right;">snake</p> <p><i>Insect . . . house . . . spoon</i>. [11]</p>

虫 虻 蛇

520

rainbow

虹

Insect . . . craft. [9]

虫 虹

521

butterfly

蝶

Insect . . . generation . . . tree. [15]

虫 世 蝶

522

single

独

Think of this key word in connection with bachelorhood. The elements: *wild dogs . . . insect.* [9]

犴 独

523

silkworm

蚕

Heavens . . . insect. Be sure to do something about the position of the two elements. [10]

天 蚕

524

wind

風

Windy . . . drops of . . . insects. Hint: think of the last two primitives as representing a swarm of *gnats*, those tiny *drops of pesky insects.* [9]

几 凡 風

<p>525</p> <p>己</p>	<p style="text-align: right;">self</p> <p>The kanji carries the abstract sense of the self, the deep-down inner structure of the human person that mythology has often depicted as a <i>snake</i>—which is what the kanji shows pictographically. Be sure to keep it distinct from the similar key words, <i>oneself</i> (FRAME 36) and <i>I</i> (FRAME 17). [3]</p> <p style="text-align: center;">ㄣ 丩 己</p> <p>* As a primitive element, this kanji can be used for the <i>snake</i>—of which it is a pictograph—or any of the various concrete symbolic meanings the <i>snake</i> has in myth and fable. [3]</p>
<p>526</p> <p>起</p>	<p style="text-align: right;">rouse</p> <p><i>Run . . . snake.</i> [10]</p> <p style="text-align: center;">走 起</p>
<p>527</p> <p>妃</p>	<p style="text-align: right;">queen</p> <p><i>Woman . . . snake.</i> [6]</p> <p style="text-align: center;">女 妃</p>
<p>528</p> <p>改</p>	<p style="text-align: right;">reformation</p> <p>Pluralizing the <i>snake</i> and focusing on a single <i>taskmaster</i> may help recommend the image of Ireland's most famous <i>reformer</i>, St. Patrick, who, legend has it, drove away the <i>snakes</i> from the land. [7]</p> <p style="text-align: center;">己 改</p>

529		scribe
記	<i>Words . . . snake. [10]</i>	
	言 記	
530		wrap
包	<i>Bind up . . . snake. [5]</i>	
	勺 包	
	* The primitive meaning of <i>wrap</i> should always be used with the <i>snake</i> in mind to avoid confusion with similar terms. Just let “ <i>wrap</i> ” mean “with a snake coiled about it.”	
531		placenta
胞	<i>Part of the body . . . wrap. [9]</i>	
	月 胞	
532		cannon
砲	<i>Stones . . . wrap. [10]</i>	
	石 砲	
533		bubble
泡	<i>Water . . . wrap. [8]</i>	
	氵 泡	

534

龜

tortoise

This is not a *turtle* (see FRAME 235) but a **tortoise**, however you wish to picture the difference. Let the “*bound up*” at the top refer to the head, and the two *suns*, with a long tail running through it, to the shell. [11]

ㄣ 日 日 龜

* As a primitive, this kanji is abbreviated to its bottom half, 龟, and comes to mean *eel*. (If it is any help, this kanji in its full form can also be remembered through its abbreviation’s primitive meaning.)

535

電

electricity

Rain/weather . . . *eel*. [13]

雨 電

536

竜

dragon

Vase . . . *eel*. In order not to confuse this kanji with the zodiacal *sign of the dragon*, which we will meet later (FRAME 2008) and use as a primitive, you might think here of a paper parade **dragon**. [10]

立 竜

537

滝

waterfall

Water . . . vase . . . *eels*. To avoid the confusion mentioned in the previous frame, the character learned there for *dragon* should not be used as a primitive. [13]

氵 産 滝

<p>✱</p> <p>豕</p>	<p style="text-align: right;">SOW</p> <p>Let this primitive represent a fat sow. Easier than pulling it apart into smaller elements is remembering its shape as a highly stylized pictograph. Practice its 7 strokes a few times before going on to examples of its use in the next six frames. [7]</p> <p style="text-align: center;">一 丿 丿 丿 丿 丿 豕</p>
<p>538</p> <p>豚</p>	<p style="text-align: right;">pork</p> <p><i>Flesh . . . sow.</i> [11]</p> <p style="text-align: center;">月 豚</p>
<p>539</p> <p>逐</p>	<p style="text-align: right;">pursue</p> <p><i>Sows . . . road.</i> [10]</p> <p style="text-align: center;">豕 逐</p>
<p>540</p> <p>遂</p>	<p style="text-align: right;">consummate</p> <p>The <i>horns</i> atop the <i>sow</i> suggest a boar at work in the background. Add the element for a <i>road</i>. Now create a story whose meaning is: consummate. [12]</p> <p style="text-align: center;">冫 豕 遂</p>
<p>541</p> <p>家</p>	<p style="text-align: right;">house</p> <p>This is the full character whose primitive form we learned already. To help a little, this kanji recalls the times when the “domestic” animals were, as the word itself suggests, really kept in the house. Hence: <i>house . . . sow</i>. [10]</p>

宀 家

542

marry into

嫁

The kanji in this frame demonstrates the traditional Japanese approach to marriage: it is the *woman* who leaves her family for another *household*, thus **marrying into** a man's family. [13]

女 嫁

543

overpowering

豪

Tall . . . crowned . . . sow. [14]

亠 高 豪

*

piglets

𠂔

This abbreviation of the full primitive for a *sow*, quite naturally, means **piglets**. [5]

一 𠂔 𠂔 𠂔 𠂔

*

piggy bank

易

This very helpful primitive element is worth the few moments it takes to learn it. Just remember that each *day* you put a few pennies into the back of the little *piglet* on your bureau that you call a **piggy bank**. [9]

日 易

544

intestines

腸

Flesh . . . piggy bank. [13]

月 腸

545

location

場

Soil . . . piggy bank. [12]

土 場

546

hot water

湯

Water . . . piggy bank. [12]

氵 湯

547

sheep

羊

This pictograph shows the animal *horns* at the top attached to the head (3rd stroke), the front and back legs (strokes 4 and 5) and body (final stroke). [6]

𦍋 𦍋 羊

* The primitive meaning of *sheep* can add the further connotations given in the following frame. As we saw with the *cow*, the “tail” is cut off when it is set immediately over another element: 𦍋.

548

beauty

美

Try to think of what the Chinese were on to when they associated the idea of **beauty** with a *large sheep*. [9]

𦍋 美

<p>549 洋</p>	<p style="text-align: right;">ocean</p> <p><i>Water . . . sheep.</i> Be sure to keep the stories and key word of this kanji distinct from those for <i>sea</i>. (FRAME 461). [9]</p> <p style="text-align: center;">氵 洋</p>
<p>550 詳</p>	<p style="text-align: right;">detailed</p> <p><i>Words/speaking . . . sheep.</i> [13]</p> <p style="text-align: center;">言 詳</p>
<p>551 鮮</p>	<p style="text-align: right;">fresh</p> <p><i>Fish . . . sheep.</i> [17]</p> <p style="text-align: center;">魚 鮮</p>
<p>552 達</p>	<p style="text-align: right;">accomplished</p> <p>The key word is meant to connote someone “skilled” at something. On the <i>road</i> we find <i>soil</i> OVER a <i>sheep</i>. You may have to work with this one a while longer. [12]</p> <p style="text-align: center;">土 幸 達</p>
<p>553 羨</p>	<p style="text-align: right;">envious</p> <p><i>Sheep . . . water . . . yawn/lack.</i> Although this character looks rather simple, special care should be taken in learning it because of the proximity of the final two elements to the character for <i>next</i>, which we learned in FRAME 471. Note, too, that the <i>water</i> comes UNDER the <i>sheep</i>, rather than on its own to the left. [15]</p>

羊 𦍋 羨

*
𦍋

wool

This rather uncommon primitive is made by pulling the tail of the *sheep* to one side to create a semienclosure. The meaning of **wool** is derived from the fact that the shearer is holding the *sheep* by the tail in order to trim its **wool**. [7]

羊 𦍋

554
差

distinction

Wool . . . craft. [10]

羊 差

555
着

don

I cannot resist doing this one for you, since it clearly describes **donning** (putting on) one's clothes as "pulling the *wool* over one's eyes." [12]

羊 着

*
隹

turkey

This primitive is best remembered as an old **turkey**, complete with pipe and monocle. Its writing is somewhat peculiar, so take note of the order of the strokes. Let the first four strokes stand for the *turkey's* head, neck, and drooping chin. The remainder can then be pictographic of the plumage. [8]

ノ 亻 亻' 亻 亻 亻
隹 隹

556		solely
唯	<i>Mouth . . . turkey.</i> [11]	
	口 唯	
557		char
焦	<i>Turkey . . . oven fire.</i> [12]	
	隹 焦	
558		reef
礁	<i>Rocks . . . char.</i> [17]	
	石 礁	
559		gather
集	<i>Turkeys . . . atop a tree.</i> [12]	
	隹 集	
560		quasi-
准	<i>Ice . . . turkey.</i> [10]	
	冫 准	
561		advance
進	<i>Turkey . . . road.</i> [11]	

佳 進

562

miscellaneous

雜

Baseball . . . trees . . . turkey. [14]

九 杂 雜

563

feminine

雌

This character for **feminine** forms a pair with that for *masculine*, which we will learn later (FRAME 743). The elements: *footprint . . . spoon . . . turkey.* [14]

止 此 雌

564

semi-

準

Think of this in terms of the **semifinals** of some sports competition. *Water . . . turkeys . . . needle.* [13]

彡 淮 準

565

stirred up

奮

St. Bernard dog . . . turkey . . . rice field/brains. [16]

大 奮 奮

566

rob

奪

Whereas *burglary* (FRAME 357) implies clandestine appropriation of another's property, **robbery** refers to taking by force. The primitive elements: *St. Bernard dog . . . turkey . . . glue.* [14]

六 奪 奪

567

assurance

確

On the left you see the *rock*, which is familiar enough. But pay attention to the right. Taking careful note of the unusual stroke order that has the “chimney” on the *house* doubled up with the first stroke of the *turkey*, we may see the right side as a *turkey house* (or “*coop*”).

We shall see this pattern only on one other occasion (FRAME 1943), but even for these two characters it is well worth the trouble to single it out as a primitive. [15]

石 礪 礪 確

568

noon

午

With a bit of stretching, you might see a horse’s head pointing leftwards in this character. That gives the primary meaning of the Chinese zodiacal sign of the horse, which corresponds to the hour of **noon**. Note how this kanji primitive differs from that for *cow* (FRAME 245). [4]

ノ ㄣ ㄣ 午

* As a primitive, this character gets the meaning of a *horse*. Any *horse* image will do, except that of a *team of horses*, which will come later (FRAME 1978) and get its own primitive.

569

permit

許

Words . . . *horse*. [11]

言 許

<p>★ 𨾏</p>	<p style="text-align: right;">Pegasus</p> <p>By combining the <i>horse</i> (giving a twist to its final stroke a bit to the left to keep the strokes from overlapping) with the <i>turkey</i>, we get a <i>flying horse</i> or Pegasus. Be sure not to confuse with the <i>turkey house</i> from FRAME 567. [11]</p> <p style="text-align: center;">𠂇 𨾏</p>
<p>570 𨾏</p>	<p style="text-align: right;">delight</p> <p>Again I cannot resist sharing my own associations. If you've ever seen Disney's animated interpretation of classical music, "Fantasia," you will recall what was done there with Beethoven's "Pastoral Symphony" (the 6th), and the <i>flying horses</i> that figured in it. The mares are bathing in the stream and the stallions begin to gather. As dusk sets in, the <i>flying horses</i> all start <i>yawning</i> and pair off for the night: a perfectly delightful portrait of delight. [15]</p> <p style="text-align: center;">𨾏 歡</p>
<p>571 權</p>	<p style="text-align: right;">authority</p> <p><i>Tree . . . Pegasus</i>. [15]</p> <p style="text-align: center;">木 權</p>
<p>572 觀</p>	<p style="text-align: right;">outlook</p> <p><i>Pegasus . . . see</i>. [18]</p> <p style="text-align: center;">𨾏 觀</p>

<p>573</p> <p>羽</p>	<p style="text-align: right;">feathers</p> <p>From the pictograph of two bird-wings, we get feathers. [6]</p> <p style="text-align: center;">丿 勹 习 羽</p> <p>* The related image of <i>wings</i> can be added as a primitive meaning. It can also take the form 習 when used as a primitive, as we shall see in FRAMES 576 and 577.</p>
<p>574</p> <p>習</p>	<p style="text-align: right;">learn</p> <p><i>Feathers . . . white bird.</i> [11]</p> <p style="text-align: center;">羽 習</p>
<p>575</p> <p>翌</p>	<p style="text-align: right;">the following</p> <p><i>Feathers . . . vase.</i> Be sure to contrast the connotation of this key word with that for <i>next</i> (FRAME 471). [11]</p> <p style="text-align: center;">羽 翌</p>
<p>576</p> <p>曜</p>	<p style="text-align: right;">weekday</p> <p><i>Day . . . feathers . . . turkey.</i> [18]</p> <p style="text-align: center;">日 羽 曜</p>
<p>577</p> <p>濯</p>	<p style="text-align: right;">laundry</p> <p><i>Water . . . feathers . . . turkey</i> [17]</p> <p style="text-align: center;">氵 羽 濯</p>





Lesson 22

THIS IS A GOOD TIME TO stop for a moment and have a look at how primitive elements get contracted and distorted by reason of their position within a kanji. Reference has been made to the fact here and there in passing, but now that you have attained greater fluency in writing, we may address the phenomenon more systematically.

1. At the left, a primitive will generally be squeezed in from the sides and slanted upwards. For instance, *gold* 金 comes to be written 钅 when it functions as the primitive for *metal*. Or again, *tree* 木 has its kanji form 木 flattened into 扌 when it comes to the left.
2. Long strokes ending in a hook, which would normally flow out gracefully, are squeezed into angular form when made part of a primitive at the left. We see this in the way the kanji for *ray* 光 gets altered to 𠄎 in the kanji for *radiance* 輝. In like manner, the *spoon* 匕 that is spread out on the right side of *compare* 比 is turned in on itself on the left. Certain characters are pressed down and widened when weighted down by other elements from above. Such is the case, for example, with *woman*, which is flattened into 女 when it appears in the lowest position of *banquet* 宴.
4. A long vertical stroke cutting through a series of horizontal lines is often cut off below the lowest horizontal line. We saw this in changing the *cow* 牛 to fit it in *revelation* 告, the *sheep* 羊 to fit in *beauty* 美, and the *brush* 聿 that appeared in the kanji for *write* 書.
5. The long downward swooping stroke that we see in *fire* is an example of another group of distortions. Crowded in by something to its right, it is turned into a short stroke that bends downwards: 灺. Hence *fire* 火 and *lamp* 灯.
6. Again, we have seen how horizontal lines can double up as the bottom of the upper primitive and the top of the lower primitive. For instance, when *stand* 立 comes in the primitive for *make a deal* 商.
7. Finally, there are situations in which an entire kanji is changed to assume a considerably altered primitive form. *Water* 水, *fire* 火, and *portent* 兆 thus become 氵, 灺, and 𠄎 in other characters. Because the full forms are ALSO used as primitives, we have altered the meaning or given distinctions in meaning in order to be sure that the story in each case dictates precisely how the character is to be written.

From this chapter on, the stroke order will not be given unless it is entirely new, departs from the procedures we have learned so far, or might otherwise cause confusion. Should you have any trouble with the writing of a particular primitive, you can refer to INDEX 2 which will direct you to the page where that primitive was first introduced.

With that, we carry on.

<p>★</p> 	<p style="text-align: right;">pent in</p> <p>This primitive depicts a corral or pen surrounding something, which is thus pent in. [3]</p> <p style="text-align: center;"> □ □</p>
<p>578</p> 	<p style="text-align: right;">sayeth</p> <p><i>Pent in . . . one.</i> The key word refers to famous sayings of famous people, and is the origin for the primitive meaning of a <i>tongue wagging in the mouth</i> that we learned in FRAME 12. The size of this kanji, a relatively rare one, is what distinguishes it from <i>day</i>. [4]</p> <p style="text-align: center;"> □ 𠄎 日</p>
<p>579</p> 	<p style="text-align: right;">quandary</p> <p><i>Pent in . . . trees.</i> [7]</p> <p style="text-align: center;"> □ 𠄎 𠄎 𠄎 困 困</p>
<p>580</p> 	<p style="text-align: right;">harden</p> <p><i>Old . . . pent in.</i> Leave the people out of your story to avoid complications later when we add the element for person to form a new kanji (FRAME 973). [8]</p>

581		country
国	<i>Jewels . . . pent in.</i> [8]	
582		group
団	<i>Glued . . . pent in.</i> [6]	
583		cause
因	<i>St. Bernard dog . . . pent in.</i> [6]	
584		matrimony
姻	<i>Woman . . . cause.</i> Think here of the “state of matrimony” and you will not confuse it with other characters involving marriage, one of which we have already met (FRAME 542). [9]	
585		park
園	<i>Pent in . . . lidded crock . . . scarf.</i> [13]	
586		-times
回	The suffix “-times” refers to a number of repetitions. Its elements: <i>a mouth . . . pent in.</i> Hint: you may find it more helpful to forget the primitives and think of one circle revolving inside of another. [6]	
	冂 回 回	
587		podium
壇	<i>Soil/ground . . . top hat . . . -times . . . nightbreak.</i> With kanji as difficult as this one, it generally pays to toy with the various	

<p>connotations of its primitives before settling on one image. Aim for as much simplicity as you can. [16]</p>	
<p>* 广</p>	<p>cave</p> <p>This primitive combines the <i>cliff</i> (the last 2 strokes) with the first dot we use on the roof of the <i>house</i>. Together they make a “cliff house” or cave. It “encloses” its relative primitives beneath it and to the right. [3]</p> <p>’ 十 广</p>
<p>588 店</p>	<p>store</p> <p><i>Cave . . . fortune-telling.</i> [8]</p> <p>广 店</p>
<p>589 庫</p>	<p>storehouse</p> <p><i>Cave . . . car.</i> [10]</p>
<p>590 庭</p>	<p>courtyard</p> <p><i>Cave . . . courts.</i> [10]</p>
<p>591 庁</p>	<p>government office</p> <p><i>Cave . . . a spike.</i> [5]</p>
<p>592 床</p>	<p>bed</p> <p><i>Cave . . . tree.</i> [7]</p>

593 麻	hemp <i>Cave . . . grove.</i> If it helps, this is the hemp marijuana comes from. [11]
594 磨	grind <i>Hemp . . . stone.</i> [16] 麻 磨
595 心	heart This character, a pictographic representation of the heart , is among the most widely used primitives we shall meet. [4] 心 心 心 * As a primitive, it can take three forms, to which we shall assign three distinct meanings. In its kanji-form, it appears BENEATH or to the RIGHT of its relative primitive and means the physical organ of the <i>heart</i> . To the LEFT , it is abbreviated to three strokes, †, and means a wildly emotional <i>state of mind</i> . And finally, at the very BOTTOM , it can take the form 小, in which case we give it the meaning of a <i>valentine</i> .
596 忘	forget <i>Perish . . . heart.</i> [7]
597 忍	endure <i>Blade . . . heart.</i> Endure here means long-suffering patience. [7]

598 認 <i>Words . . . endure. [14]</i>	acknowledge
599 忌 <i>Snake . . . heart. [7]</i>	mourning
600 志 <i>Samurai . . . heart. [7]</i>	intention
601 誌 <i>Words . . . intention. [14]</i>	document
602 忠 <i>In the middle of a . . . heart. [8]</i>	loyalty
603 串 <i>This pictograph of two pieces of meat on a skewer, a shish kebab, will help us in the next frame. [7]</i> 𠂇 𠂇 串	shish kebab
604 患 <i>Shish kebab . . . heart. [11]</i>	afflicted
605 思 <i>Brains . . . heart. [9]</i>	think

606 恩	grace Take <i>grace</i> in its sense of a favor freely bestowed, not in its meaning of charming manners or fluid movement. The primitives: <i>cause . . . heart</i> . [10]
607 応	apply <i>Cave . . . heart</i> . The sense of the key word here is of something appropriate that fills a particular need, and hence “ applies. ” [7]
608 意	idea <i>Sound . . . heart</i> . [13]
609 想	concept To distinguish this kanji from that of the previous frame, focus on the sense of the “con-” in the word “ concept. ” Its elements are: <i>inter- . . . heart</i> . [13]
610 息	breath <i>Nose . . . heart</i> . [10]
611 憩	recess <i>tongue . . . nose . . . heart</i> . The sense of <i>breath</i> from the last frame should not be used in your story, since it might lead us later to put only the <i>nose</i> over the <i>heart</i> and leave the <i>tongue</i> off to one side. [16]
612 恵	favor <i>Ten . . . fields</i> (or: <i>needle . . . brains</i>) . . . <i>heart</i> . [10]

613 恐	fear <i>Craft . . . mediocre . . . heart.</i> [10]
614 惑	beguile The first three elements, <i>fiesta . . . mouth . . . floor</i> , appeared together once already in FRAME 356. Beneath them, once again, the <i>heart</i> . [12]
615 感	emotion <i>Mouths . . . marching . . . heart.</i> [13]
616 憂	melancholy <i>Head . . . crown . . . heart . . . walking legs.</i> Two things merit mention here. First, the doubling-up of the last stroke of <i>head</i> with the top of the <i>crown</i> serves to make the whole more aesthetically beautiful. It happens so rarely that the exceptions are easily learned. Second, try to make a single image out of the four elements. (Religious statuary of <i>melancholy</i> figures should offer plenty of suggestions.) [15] 百 直 意 憂
617 寡	widow <i>House . . . head . . . dagger.</i> Immediately we get another instance of a very odd exception. Notice how the final stroke of the <i>head</i> is lengthened, giving the final two strokes a chance to stretch out and make room for the <i>dagger</i> that fits in beneath. [14] 宀 官 宜 冥 寡

618		busy
忙	<i>State of mind . . . perish.</i> [6]	
619		ecstasy
悦	<i>State of mind . . . devil.</i> [10]	
620		constancy
恒	<i>State of mind . . . span.</i> [9]	
621		lament
悼	To keep this character distinct from others of similar connotation, one need only think of the Prophet Jeremiah whose poetry gave an <i>eminence to the state of mind</i> we call lamentation . [11]	
622		enlightenment
悟	I know of an Indian religious sect which teaches that enlightenment is to be had by covering the eyes with one's index fingers, the ears with the thumbs, and the mouth with the little fingers. While these differ a bit from the <i>five holes</i> that we used to represent the "I" (FRAME 17), the idea of achieving a special <i>state of mind</i> by covering those five places can help you learn this kanji. You might try the position out while you are learning this character. [10]	
623		dreadful
怖	<i>State of mind . . . linen.</i> [8]	

624 慌	disconcerted <i>State of mind . . . laid waste.</i> [12]
625 悔	repent <i>State of mind . . . every</i> (see FRAME 458). [9]
626 憎	hate <i>State of mind . . . increase.</i> [13]
627 慣	accustomed <i>State of mind . . . pierce.</i> [14]
628 愉	pleasure <i>State of mind . . . butchers</i> (see FRAME 289). [12]
629 惰	lazy <i>State of mind . . . left</i> (i.e. “sinister”) . . . <i>flesh.</i> [12]
630 慎	humility <i>State of mind . . . truth.</i> [13]
631 憾	remorse <i>State of mind . . . emotion.</i> Hint: the etymology of “ remorse ” indicates a memory that returns again and again to “bite at” one’s conscience and disturb one’s peace of mind. [16]

632 憶	recollection <i>State of mind . . . idea.</i> [16]
633 慕	pining <i>Graveyard . . . valentine.</i> Note carefully the stroke order of the <i>valentine</i> primitive. [14] 莫 慕 慕 慕 慕
634 添	annexed <i>Water . . . heavens . . . valentine.</i> [11]
635 必	invariably First note the stroke order of this character, which did not really evolve from the <i>heart</i> , even though we take it that way. If one takes it as a pictograph “dividing” <i>the heart</i> in half, then one has one of those invariably true bits of human anatomy: the fact that each <i>heart</i> is divided into two halves. [5] 丶 丿 义 必 必
636 泌	ooze <i>Water . . . the invariably</i> divided heart. [8]

Lesson 23

WITH THIS LENGTHY lesson we shall have passed well beyond one-third of our way through this book. Here we focus on elements having to do with hands and arms. As always, the one protection you have against confusing the elements is to form clear and distinct images the first time you meet them. If you make it through this chapter smoothly, the worst will be behind you and you should have nothing more to fear the rest of the way.

637	hand
手	Any way you count them, there are either too many or too few fingers to see a good pictograph of a <i>hand</i> in this character. But that it is, and so you must. [4]
	一 二 三 手
	* Keep to the etymology when using this kanji as a primitive: a single <i>hand</i> all by itself.
638	watch over
看	<i>Hand . . . eyes.</i> [9]
	手 看
639	chafe
摩	<i>Hemp . . . hand.</i> [15]
640	ego
我	<i>Hand . . . fiesta.</i> Note how the second stroke of the <i>hand</i> is stretched across to double up as the first stroke of the tasseled arrow we use for <i>fiesta</i> . Compare this kanji with FRAMES 17, 36, and 525. [7]

一 二 手 我 我 我

641 義	Sheep . . . ego. [13]	righteousness
642 議	Words . . . righteousness. [20]	deliberation
643 犧	Cow . . . righteousness. Do NOT use the image of an animal sacrifice here, as that will have its own character later on. [17]	sacrifice
* 扌	This alternate form of the primitive for <i>hand</i> we shall use to represent <i>finger</i> or <i>fingers</i> . It always appears at the left. [3]	fingers
	一 扌 扌	
644 抹	Fingers . . . extremity. [8]	rub
645 抱	Fingers . . . wrap. [8]	embrace
646 搭	The key word refers to boarding vessels for travel. Its elements are: <i>finger</i> . . . <i>flowers</i> . . . <i>fit together</i> (see FRAME 254). [12]	board

647 抄 <i>Fingers . . . a few. [7]</i>	extract
648 抗 <i>Fingers . . . a whirlwind. [7]</i>	confront
649 批 <i>Finger . . . compare. [7]</i>	criticism
650 招 <i>Finger . . . seduce. [8]</i>	beckon
651 拓 <i>Fingers . . . rocks. [8]</i>	clear the land
652 拍 <i>Fingers . . . white. [8]</i>	clap
653 打 <i>Finger . . . spike. [5]</i>	strike
654 拘 <i>Fingers . . . phrase. [8]</i>	arrest

655 捨	<i>Fingers . . . cottage. [11]</i>	discard
656 拐	<i>Finger . . . mouth . . . dagger. [8]</i>	kidnap
657 摘	<i>Finger . . . antique. [14]</i>	pinch
658 挑	<i>Fingers . . . portent. [9]</i>	challenge
659 指	<i>Finger . . . delicious. [9]</i>	finger
660 持	<i>Fingers . . . Buddhist temple. [9]</i>	hold
661 括	<i>Finger . . . tongue. [9]</i>	fasten
662 揮	<i>Finger . . . chariot. [12]</i>	brandish

663 推	conjecture <i>Fingers . . . turkey.</i> [11]
664 揚	hoist <i>Fingers . . . piggy bank.</i> [12]
665 提	propose <i>Fingers . . . just so.</i> [12]
666 損	damage <i>Finger . . . employee.</i> [13]
667 拾	pick up <i>Fingers . . . fit together.</i> Compare FRAME 646. [9]
668 担	shouldering The key word of this frame refers to shouldering a burden of some sort. Its elements are: <i>fingers . . . nightbreak.</i> [8]
669 抛	foothold <i>Fingers . . . dispose.</i> [8]
670 描	sketch <i>Fingers . . . seedling.</i> [11]

671 操	<i>Fingers . . . goods . . . tree.</i> [16]	maneuver
672 接	<i>Fingers . . . vase . . . woman.</i> [11]	touch
673 揭	<i>Fingers . . . siesta.</i> [11]	put up a notice
674 掛	<i>Fingers . . . ivy . . . magic wand.</i> [11]	hang
* 开	Let this primitive represent a union of two hands , both of which are used at the same time. Whenever this element appears at the bottom of its relative primitive, the top line is omitted, whether or not there is a horizontal line to replace it. [4] — = 𠄎 开	two hands
675 研	<i>Stone . . . two hands.</i> [9]	polish
676 戒	<i>Two hands . . . fiesta.</i> [7] — 开 戒	commandment

677 械	<p style="text-align: right;">contraption</p> <p><i>Tree . . . commandment.</i> [11]</p>
678 鼻	<p style="text-align: right;">nose</p> <p>Let me share a rather grotesque image to help with this kanji. Imagine taking your <i>two hands</i> and reaching up into someone's <i>nostrils</i>. Once inside you grab hold of the <i>brain</i> and yank it out. At the end, you would have a picture something like that of this character, the full kanji for nose. [14]</p>
679 刑	<p style="text-align: right;">punish</p> <p><i>Two hands . . . saber.</i> [6]</p>
680 型	<p style="text-align: right;">mould</p> <p><i>Punish . . . soil.</i> In cases like this, you might find it easier to break the character up into its more basic elements, like this: <i>two hands . . . saber . . . soil.</i> [9]</p>
681 才	<p style="text-align: right;">genius</p> <p>Whatever one is particularly adept at—one's special "genius"—one can do very easily, "with one finger" as the phrase goes. This kanji is a pictograph of that one finger. Note how its distinctive form is created by writing the final stroke of the element for <i>fingers</i> backwards. [3]</p> <p style="text-align: center;">一 十 才</p> <p>* The primitive meaning, <i>genie</i>, derives from the roots of the word <i>genius</i>. Use the <i>genie</i> out in the open when the primitive appears to the right of or below its relative primitive; in that case it also keeps its same form. At the left, the form is altered to 冫, and the meaning becomes a <i>genie in the bottle</i>.</p>

682		property
財	<i>Clam . . . genie.</i> [10]	
683		lumber
材	<i>Tree . . . genie.</i> [7]	
684		suppose
存	<i>Genie in the bottle . . . a child.</i> Hint: focus on the key word's connotation of "make believe". [6]	
	一 才 存	
685		exist
在	<i>Genie in the bottle . . . soil.</i> [6]	
686		from
乃	This pictograph of a clenched fist is another of the "hand-primitives." Take note of its rather peculiar drawing. Try to think of drawing a <i>fist</i> (the primitive meaning) "from" this character to give yourself a connotation for the otherwise abstract key word. [2]	
	ノ 乃	
	* The primitive meaning is taken from the pictograph: a <i>fist</i> .	
687		portable
携	<i>Fingers . . . turkey . . . fist.</i> [13]	

<p>688</p> <p>及</p>	<p>reach out</p> <p>The addition of a final stroke transforms this character from the primitive for a clenched <i>fist</i> into the kanji for reaching out, much as a stroke of kindness can often turn anger into acceptance. [3]</p> <p style="text-align: center;">ノ 乃 及</p> <p>* As a primitive, this shall stand for <i>outstretched hands</i>. Only take care not to confuse it with that for <i>beg</i> (FRAME 462)</p>
<p>689</p> <p>吸</p>	<p>suck</p> <p><i>Mouth . . . outstretched hands</i>. Hint: use the image of a nursing baby. [6]</p>
<p>690</p> <p>扱</p>	<p>handle</p> <p><i>Finger . . . outstretched hands</i>. [6]</p>
<p>*</p> <p>𠂇</p>	<p>arm</p> <p>The picture of an arm dangling from the trunk of the body gives us the element for arm, or tucked under the arm (relative to the element below it). Examples of both usages follow. Unlike most primitives, the kanji that bears the same meaning (FRAME 1418) has absolutely no connection with it. [2]</p> <p style="text-align: center;">ノ 𠂇</p>
<p>691</p> <p>丈</p>	<p>length</p> <p>The length whose measure this kanji depicts extends from the tip of one hand to the tip of the other with <i>arms</i> at full length. Notice the final stroke, which cuts across the vertical second stroke to distinguish it from <i>large</i> (FRAME 107). [3]</p>

一 ナ 丈

692

history

史

A mouth . . . tucked under the arm. [5]

口 史 史

693

officer

吏

One . . . mouth . . . tucked under the arm. [6]

694

grow late

更

The implication behind the meaning of **grow late** is that things are changing in the same way that the day turns into night. The elements: *ceiling . . . sun . . . tucked under the arm. [7]*

日 更 更

695

stiff

硬

Rocks . . . grow late. [12]

696

or again

又

Like the several abbreviations in Roman script to indicate “and” (+, &, etc.), this short two-stroke kanji is used for the similar meaning of **or again**. [2]

フ 又

* As a primitive, it will mean *crotch*, as in the *crotch* of the arm. Or whatever.

697		pair
双	The <i>crotch</i> reduplicated gives us a pair . [4]	
698		mulberry
桑	<i>Crotches, crotches</i> everywhere . . . <i>tree</i> . Hint: think of a group of children playing an original version of “Here We Go ’Round the Mulberry Bush.” [10]	
699		vessels
隻	The key word indicates the Japanese generic term for counting ships. Its elements: <i>turkey</i> . . . <i>crotch</i> . [10]	
700		safeguard
護	<i>Words</i> . . . <i>flowers</i> . . . <i>vessels</i> . [20]	
701		seize
獲	A pack of <i>wild dogs</i> . . . <i>flowers</i> . . . <i>vessels</i> . Do not confuse this with the character for <i>arrest</i> (FRAME 654). [16]	
702		guy
奴	<i>Woman</i> . . . <i>crotch</i> . [5]	
703		angry
怒	<i>Guy</i> . . . <i>heart</i> . [9]	
704		friend
友	<i>By one’s side</i> . . . <i>crotch</i> . [4]	

一 十 方 友

705		slip out
拔	<i>Fingers . . . friend. [7]</i>	
*		missile
爿	Although modern connotations are more suggestive, this primitive simply refers to something thrown as a weapon. Its elements: <i>wind . . . crotch. [4]</i>	
	几 爿	
706		throw
投	<i>Fingers . . . missile. [7]</i>	
707		drown
没	<i>Water . . . missile. [7]</i>	
708		establishment
設	<i>Words . . . missile. [11]</i>	
709		beat
擊	<i>Car . . . missile . . . hand. [15]</i>	
	車 輟 擊	
710		husk
殼	<i>Samurai . . . superfluous . . . missile. [11]</i>	

± 壳 殻	
711 支	branch
<p><i>Needle . . . crotch.</i> [4]</p> <p style="text-align: center;">+ 支</p>	
712 技	skill
<p><i>Fingers . . . branch.</i> [7]</p>	
713 枝	bough
<p><i>Tree . . . branch.</i> Take a moment to focus on the differences between a bough, a <i>branch</i>, and a <i>twig</i> (FRAME 298). [8]</p>	
714 肢	limb
<p><i>Part of the body . . . branch.</i> [8]</p>	
* 圣	spool
<p>Here we see a simplified drawing of a spool (the element for <i>earth</i> at the bottom) with threads being wound about it tightly (the <i>crotch</i> at the top). You may remember it either pictographically or by way of the primitives. [5]</p> <p style="text-align: center;">又 圣</p>	
715 茎	stalk
<p><i>Flower . . . spool.</i> [8]</p>	

716 怪	<i>State of mind . . . spool.</i> [8]	suspicious
717 輕	<i>Car . . . spool.</i> [12]	lightly
718 叔	<i>Above . . . little . . . crotch.</i> [8] 上 未 叔	uncle
719 督	<i>Uncle . . . eye.</i> [13]	coach
720 寂	<i>House . . . uncle.</i> [11]	loneliness
721 淑	<i>Water . . . uncle.</i> [11]	graceful
722 反	<i>Cliff . . . crotch.</i> [4]	anti-
723 坂	<i>Ground . . . anti-.</i> [7]	slope

724		plank
板	<i>Tree . . . anti-. [8]</i>	
725		return
返	<i>Anti- . . . road. [7]</i>	
726		marketing
販	<i>Shells/money . . . anti-. [11]</i>	
727		claw
爪	This character is a pictograph of a bird's claw, and from there comes to mean animal claws in general (including human fingernails). [4]	
		
	* As a primitive, we shall use the graphic image of a <i>vulture</i> , a bird known for its powerful <i>claws</i> . It generally appears above another primitive relative primitive, where it is squeezed into the form 𠂇.	
728		gentle
妥	<i>Vulture . . . woman. [7]</i>	
*		fledgling
孚	The <i>vulture</i> and <i>child</i> combine to create the image of an aerie full of fledglings . [7]	
		

729 乳	<i>Fledglings . . . hook.</i> [8]	milk
730 浮	<i>Water . . . fledglings.</i> [10]	floating
731 将	<i>Turtle . . . vulture . . . glue.</i> [10]	leader
732 奨	<i>Leader . . . St. Bernard dog.</i> Do not confuse with <i>urge</i> (FRAME 282). [13]	exhort
733 採	Unlike <i>pick up</i> (FRAME 667), this character is used for picking fruits from trees. Its elements: <i>finger . . . vulture . . . tree.</i> [11]	pick
734 菜	<i>Flower . . . vulture . . . tree.</i> [11]	vegetable
* 𠂇	The <i>claw</i> and crown of the roof of a <i>house</i> (whose chimney is displaced by the <i>claw</i>) combine to give us a birdhouse . [6] 𠂇 𠂇	birdhouse

735		accept
受	<i>Birdhouse . . . crotch.</i> [8]	
736		impart
授	<i>Fingers . . . accept.</i> [11]	
737		love
愛	<i>Birdhouse . . . heart . . . walking legs.</i> [13]	
	𠂇 忄 愛	
*		elbow
厶	This pictograph of an arm bent at the elbow is obvious. [2]	
	厶 厶	
738		pay
扌	<i>Finger . . . elbow.</i> [5]	
739		wide
広	<i>Cave. . . elbow.</i> [5]	
740		broaden
拡	<i>Fingers . . . wide.</i> The connection with the previous character is very close. Beware. [8]	

741 鉞 <i>Metal . . . wide. [13]</i>	mineral
742 弁 <i>Elbow . . . two hands. [5]</i>	valve
743 雄 <i>By one's side . . . elbow . . . turkey. Its match is in FRAME 563. [12]</i>	masculine
744 台 <i>Elbow . . . mouth. [5]</i>	pedestal
745 怠 <i>Pedestal . . . heart. [9]</i>	neglect
746 治 <i>Water . . . pedestal. [8]</i>	reign
747 始 <i>Woman . . . pedestal. [8]</i>	commence
748 胎 <i>Part of the body . . . pedestal. [9]</i>	womb

749		window
窓	<i>House . . . human legs . . . elbow . . . heart.</i> [11]	
	宀 宀 窓 窓	
750		gone
去	<i>Soil . . . elbow.</i> [5]	
	土 去	
751		method
法	<i>Water . . . gone.</i> [8]	
*		wall
厶	The <i>elbow</i> hanging under a <i>ceiling</i> will become our element for a wall . [3]	
	一 厶 厶	
752		meeting
会	<i>Meeting . . . wall.</i> This is the full character for meeting , from which the abbreviated primitive that we met back in LESSON 12 gets its name. [6]	
	厶 会	
753		climax
至	<i>Wall . . . soil.</i> The key word allows for the full variety of connotations: to peak, to arrive at the end, and the like. [6]	

云 至

754 室	<i>House . . . climax.</i> [9]	room
755 到	<i>Climax . . . saber.</i> [8]	arrival
756 致	The archaic English form for “does” indicates a humble form of the verb “to do.” It is made up of <i>climax</i> and <i>taskmaster</i> . [10]	doth
757 互	When you draw this character think of linking two <i>walls</i> together, one right side up and the other upside down. [4]	mutually
* 去	This primitive can be seen as an abbreviation of the full primitive for <i>child</i> , the second stroke dividing the head from the body much as it does in 子 and the other strokes condensing the long form so that it can be used atop its relative primitive. We change the meaning to infant to facilitate keeping the full form and its abbreviation distinct. [4]	infant

一 匚 互 互

一 去

758 棄	abandon <i>Infant . . . buckle (see FRAME 415) . . . tree. [13]</i> 去 畚 棄
759 育	bring up Since the key word has to do with raising children to be strong both in mind and body, it is easy to coordinate the primitive elements: <i>infant . . . meat. [8]</i>
760 撤	remove <i>Fingers . . . bring up . . . taskmaster. [15]</i> 扌 揸 撤
761 充	allot <i>Infant . . . human legs. [6]</i>
762 銃	gun <i>Metal . . . allot. [14]</i>
763 硫	sulfur <i>Rock . . . infant . . . flood. [12]</i>
764 流	current <i>Water . . . infant . . . flood. Be sure to distinguish the two water-primitives from one another in making your story. [10]</i>

765		license
允	Elbow . . . human legs. [4]	
766		tempt
唆	Mouth . . . license . . . walking legs. [10]	
	口 允 唆	

Lesson 24

AFTER THAT LONG excursus into arm and hand primitives, we will take a breather in this lesson with a much easier group built up from the kanji for *exit* and *enter*.

767		exit
出	The kanji for exit pictures a series of mountain peaks coming out of the <i>earth</i> . Learn it together with the following frame. [5]	
	丩 中 出 出	
768		mountain
山	Note the clearer outline of a triangular mountain here. [3]	
	凵 山	

769 拙	<i>Fingers . . . exit.</i> [8]	bungling
770 岩	<i>Mountain . . . rock.</i> [8]	boulder
771 炭	<i>Mountain . . . ashes.</i> [9]	charcoal
772 岐	<i>Mountains . . . branch.</i> [7]	branch off
773 峠	<i>Mountain . . . above . . . below.</i> [9] 山 峠 峠	mountain peak
774 崩	<i>Mountain . . . companion.</i> [11]	crumble
775 密	<i>House . . . invariably . . . mountain.</i> [11] 宀 宀 密	secrecy

776 蜜	<i>House . . . invariably . . . insect.</i> [14]	honey
777 嵐	<i>Mountain . . . winds.</i> [12]	storm
778 崎	<i>Mountain . . . strange.</i> Hint: you might save yourself the trouble of a story here simply by recalling the kanji for <i>cape</i> (FRAME 153) and toying around with the differing images suggested by the key words promontory and <i>cape</i> . [11]	promontory
779 入	<p>This character is meant to be a picture of someone walking leftwards, putting one leg forward in order to enter someplace. Since the “in” side of a character is the left, it should be easy to remember the writing of this character. [2]</p> <p style="text-align: center;">ノ 入</p> <p>* As a primitive, the meaning of the key word is expanded to include: <i>to go in</i>, <i>to put in</i>, <i>to come in</i>, and the like. It generally appears atop its relative primitive, where, unlike the element for <i>umbrella</i> 人, the two strokes do not touch each other, making it virtually the same as the kanji for <i>eight</i>. When it appears in any other position, however, it retains its original form.</p>	enter
780 込	<i>Enter . . . road.</i> [5]	crowded

781		part
分	<i>Go in . . . dagger. [4]</i>	
	八 分	
782		poverty
貧	<i>Part . . . shells/money. [11]</i>	
783		partition
頒	<i>Part . . . head. [13]</i>	
784		public
公	<i>Come in . . . elbows. Use the key word in its adjectival sense, not as a noun.[4]</i>	
785		pine tree
松	<i>Tree . . . public. [8]</i>	
786		venerable old man
翁	<i>Public . . . feathers. [10]</i>	
787		sue
訟	<i>Words . . . public. [11]</i>	
788		valley
谷	<i>Go in . . . an umbrella . . . a mouth. Because of space restrictions, the element for go in is shortened in this character. If you stand</i>	

on your head and look at this kanji, the image of a valley stands out more clearly: the *mouth* of the river whose water flows down at the intersection of the two mountains, with the final two strokes adding the element of perspective. Now get back on your feet again and see if the image still remains clear. If not, then return to the primitives and make a story in the usual way. [7]

ハ 欠 谷

789

浴

Water . . . valley. [10]

bathe

790

容

This character depicts a *house* so large that it can **contain** an entire *valley*. [10]

contain

791

溶

Water . . . contain. [13]

melt

792

欲

Valley . . . yawn. Be sure to keep the key word distinct from *pinning* (FRAME 633). [11]

longing

793

裕

This character shows the typical *cloak* of *valley* folk, which, unlike the tailor-made, high-fashion overcoats of city folk, is loose-fitting and free-form. Hence the key word's meaning of **abundant**. [12]

abundant

*	gully
谷 As an abbreviation of the kanji for a <i>valley</i> , this primitive gets its meaning as a small valley or gully . [5]	
八 谷	
794	lead (metal)
鉛 <i>Metal . . . gully</i> . [13]	
795	run alongside
沿 <i>Water . . . gully</i> . The key word is meant to refer to things like rivers and railway tracks that run alongside something else. [8]	

Lesson 25

THE FOLLOWING GROUP of kanji revolve about primitive elements having to do with human beings. We shall have more to add to this set of primitives before we are through, but even the few we bring in here will enable us to learn quite a few new characters. We begin with another “roof” primitive.

*	outhouse
厠 The combination of the element for <i>little</i> , the basic “roof” structure here (in which the chimney was overwritten, as it was in the element for <i>vulture</i>), combined with the “window” (<i>mouth</i>) below, gives this element its meaning of outhouse . Although the window is not an essential part of an outhouse , I	

think you will agree that its inclusion is a boon to the imagination, greatly simplifying the learning of the characters in which it appears. [8]

𠄎 𠄎 𠄎

796

賞

Outhouse . . . shellfish. [15]

prize

797

党

Think of this key word as referring to a political **party**, not a gala affair. Its elements: *human legs* . . . sticking out of an *outhouse* window. [10]

party

798

堂

Outhouse . . . land. [11]

public chamber

799

常

Outhouse . . . towel. [11]

usual

800

裳

The key word refers to an ancient **skirt** once used as part of a woman's costume. The primitives you have to work with are: *outhouse . . . garment.*[14]

skirt

801

掌

Outhouse . . . hand. [12]

manipulate

<p>802</p> <p>皮</p>	<p style="text-align: right;">pelt</p> <p>The simplest way to remember this character is to see it as built up from that for <i>branch</i>. The first stroke can then stand for something “hanging” down from the <i>branch</i>, namely its bark or pelt. The barb at the end of the second stroke is the only other change. Merely by concentrating on this as you write the following small cluster of characters should be enough to fix the form in your mind. By way of exception, you might doodle around with the kanji’s form to see what you can come up with. [5]</p> <p style="text-align: center;">) 尸 尸 皮 皮</p>
<p>803</p> <p>波</p>	<p style="text-align: right;">waves</p> <p><i>Water’s . . . pelt.</i> [8]</p>
<p>804</p> <p>婆</p>	<p style="text-align: right;">old woman</p> <p><i>Waves . . . woman.</i> [11]</p>
<p>805</p> <p>披</p>	<p style="text-align: right;">expose</p> <p><i>Fingers . . . pelt.</i> [8]</p>
<p>806</p> <p>破</p>	<p style="text-align: right;">rend</p> <p><i>Rock . . . pelt.</i> [10]</p>
<p>807</p> <p>被</p>	<p style="text-align: right;">incur</p> <p style="text-align: center;">衤 被</p>

*	bone
歹	This character is meant to be a pictograph of a bone attached to a piece of flesh (or vice versa.) The first stroke serves to keep it distinct from the character for <i>evening</i> (FRAME 109). [4]
一 丂 𠂇 歹	
808	remainder
残	<i>Bones . . . (parade) float.</i> [10]
809	martyrdom
殉	<i>Bones . . . decameron.</i> [10]
810	particularly
殊	<i>Bones . . . vermilion.</i> [10]
811	augment
殖	<i>Bones . . . straightaway.</i> [12]
812	file
列	<i>Bones . . . saber.</i> The sense of the key word is of people or things lined up in a row. [6]
813	split
裂	<i>File . . . garment.</i> [12]

814 烈	ardent <i>File . . . oven fire.</i> [10]
815 死	death <i>Bones . . . spoon.</i> Note how the first stroke is extended to the right, forming a sort of “roof” overhead. [6]
816 葬	interment <i>Flowers . . . death . . . two hands.</i> Compare <i>bury</i> (FRAME 179).[12]
* 舛	sunglasses These two elements are actually the full form whose abbreviation we learned as the character for <i>measuring box</i> in FRAME 42. To the left, we see the familiar shape of <i>evening</i> , and to the right a completely new shape. The meaning we have assigned, sun-glasses , is entirely arbitrary. [7] ノ　夕　夕　夕　夕　舛　舛
817 瞬	wink <i>Eye . . . birdhouse . . . sunglasses.</i> [18]
818 耳	ear The pictograph for the ear looks much like that for <i>eye</i> , but note how the stroke order gives it a different look. [6] 一　丁　下　下　耳　耳

819		take
取	<i>Ear . . . crotch.</i> [8]	
820		gist
趣	<i>Run . . . take.</i> [15]	
821		utmost
最	<i>Sun . . . take.</i> [12]	
822		snapshot
撮	<i>Finger . . . utmost.</i> This character <i>is</i> used for taking photographs. Not how, conveniently, the element for “ <i>take</i> ” is hidden in it. [15]	
823		shame
恥	<i>Ear . . . heart.</i> It is most rare to have the <i>heart</i> at the right, rather than at the bottom. Take advantage of this fact when you compose your story. [10]	
824		post
職	The key word refers to one’s occupation, or position of employment. Its elements: <i>ear . . . kazoo.</i> [18]	
825		holy
聖	<i>Ear . . . mouth . . . king.</i> [13]	

826		daring
敢	<i>Spike . . . ear . . . taskmaster. [12]</i>	
827		listen
聽	<i>Ear . . . needle . . . eye . . . heart. Compare FRAME 400 for this and the following kanji, and then again when you get to FRAME 885. [17]</i>	
828		pocket
懷	<i>State of mind . . . needle . . . eyes . . . garment. [16]</i>	
*		mandala
曼	<i>Sun . . . eye . . . crotch. [11]</i>	
	日 晶 曼	
829		ridicule
慢	<i>State of mind . . . mandala. [14]</i>	
830		loose
漫	<i>Water . . . mandala. [14]</i>	
831		buy
買	<i>Eye . . . shellfish. [12]</i>	

832 置	placement <i>Eye . . . straightaway.</i> [13]
833 罰	penalty <i>Eye . . . words . . . saber.</i> [14]
834 寧	rather <i>House . . . heart . . . eye . . . spike.</i> [14]
835 濁	voiced The key word for this kanji connotes the “muddying” effect on a soft consonant brought about by vibrating the vocal chords. For example, in English a “j” is voiced while a “sh” is unvoiced. In Japanese, the し is changed to じ when it is voiced . The primitives are: <i>water . . . eye . . . bound up . . . insect.</i> [16]
836 環	ring <i>Jewel . . . eye . . . ceiling . . . mouth . . . scarf.</i> The number of elements is large here, so take extra care with this kanji. It is best to learn it in conjunction with the following frame, since these are the only two cases in this book where the combination of elements to the right appears. [17]
837 還	send back <i>Road . . . eye . . . ceiling . . . mouth . . . scarf.</i> [16]
838 夫	husband The kanji for <i>a husband</i> or “head of the family” is based on the kanji for <i>large</i> and an extra line near the top for the “head.” Do

not confuse with *heavens* (FRAME 428). [4]

一 二 夫 夫

839		aid
扶	<i>Fingers . . . husband.</i> [7]	
840		mountain stream
溪	<i>Water . . . vulture . . . husband.</i> [11]	
841		standard
規	<i>Husband . . . see.</i> [11]	
842		exchange
替	<i>Two husbands . . . day.</i> [12]	
843		approve
贊	<i>Two husbands . . . shells.</i> [15]	
844		submerge
潜	<i>Water . . . exchange.</i> [15]	
845		lose
失	”To lose ” here takes the sense of “misplace,” not the sense of <i>defeat</i> , whose kanji we learned in FRAME 63. It pictures a <i>husband</i> with something falling from his side as he is walking along, something he loses . [5]	

夫 失

* As a primitive, this character can also mean *to drop*.

846

iron

鉄

Metal . . . to drop. [13]

847

alternate

迭

To drop . . . road. [8]

848

retainer

臣

This kanji is actually a pictograph for an eye, distorted to make it appear that the pupil is protruding towards the right. This may not be an easy form to remember, but try this: Draw it once rather large, and notice how moving the two vertical lines on the right as far right as possible gives you the pictograph of the eye in its natural form. The “pop-eye” image belongs to an Emperor’s **retainer** standing in awe before his ruler. [7]

* As a primitive, the meaning of the key word becomes *slave*.

849

princess

姫

Woman . . . slave. [10]

850

storehouse

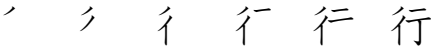
蔵

Flowers . . . parade . . . slaves. [15]

851 臍	<i>Part of the body . . . storehouse.</i> [19] 月 臍	entrails
852 賢	<i>Slave . . . crotch . . . shellfish.</i> [16]	intelligent
853 墜	<i>Slave . . . crotch . . . soil.</i> [12]	strict
854 臨	<i>Slave . . . reclining . . . goods.</i> The key word suggests both look- ing ahead to something and “seeing to” what is at hand. Con- sistent with everything we have learned about the role of the key word, this means that you must choose ONE meaning and stick to it. [18]	look to
855 覽	<i>Slaves . . . reclining . . . floor . . . see.</i> [17]	perusal
856 巨	This kanji depicts a gigantic “pop-eye,” which accounts for its shape. Be sure not to confuse it with the <i>slave (retainer)</i> we just learned.[5] 丨 凵 尸 尸 巨	gigantic

857		repel
拒	<i>Fingers . . . gigantic.</i> [8]	
858		power
力	With a little imagination, one can see a muscle in this simple, two-stroke character meaning power . [2]	
	フ 力	
	* As a primitive, either <i>muscle</i> or <i>power</i> can be used.	
859		male
男	<i>Rice fields . . . power.</i> [7]	
860		labor
劳	<i>Schoolhouse . . . power.</i> [7]	
861		recruit
募	<i>Graveyard . . . power.</i> [12]	
862		inferiority
劣	<i>Few . . . muscles.</i> [6]	
863		achievement
功	<i>Craft . . . power.</i> [5]	

864 勸	<i>Pegasus . . . power.</i> [13]	persuade
865 努	<i>Guy . . . muscle.</i> [7]	toil
866 励	<i>Cliff . . . ten thousand . . . power.</i> [7]	encourage
867 加	<i>Muscles . . . mouth.</i> This is the only case in which the primitive for <i>muscle</i> appears on the left; note should be taken of the fact in composing one's story. [5]	add
868 賀	<i>Add . . . shells.</i> [12]	congratulations
869 架	<i>Add . . . trees.</i> Hint: if you ever <i>played with</i> an “Erector Set” or “Tinker Toys” as a child, don't pass up the opportunity to relate it to this kanji's key word and the element for <i>trees</i> . [9]	erect
870 脇	<i>Part of the body . . . muscles</i> (three of which give us “ <i>triceps</i> ” or “ <i>muscles on top of muscles</i> ”). You will want to keep the kanji distinct from the one that follows by paying attention to the positioning of the elements. [10]	armpit

871 脅	<i>Triceps . . . meat.</i> [10]	threaten
872 協	This prefix should be kept distinct from <i>inter-</i> (FRAME 209) and <i>mutual</i> (FRAME 757). Its elements: <i>needle . . . triceps.</i> [8]	CO-
873 行	By joining the top four strokes, you should get a picture of the front current of a river, the stream trailing behind. Hence the character for going . [6] 	going
874 律	This character depicts a calligrapher's <i>brush</i> and its rhythmic sway as it flows down a <i>column</i> writing kanji on the way. [9]	rhythm
875 復	<i>Going . . . double back.</i> [12]	restore
876 得	<i>Column . . . nightbreak . . . glue.</i> [11]	gain

877		accompany
従	<i>Column . . . animal horns . . . mending.</i> [10]	
878		junior
徒	<i>Line . . . run.</i> [10]	
879		wait
待	<i>Line . . . Buddhist temple.</i> [9]	
880		journey
往	<i>Column . . . candlestick.</i> This character has the special sense of journeying to someplace or other. [8]	
881		subjugate
征	<i>Column . . . correct.</i> [8]	
882		diameter
径	<i>Line . . . spool.</i> [8]	
883		he
彼	<i>Going . . . pelt.</i> This kanji refers to the third person singular personal pronoun, generally in its masculine form. [8]	
884		duty
役	<i>Going . . . missile.</i> [7]	

885	benevolence
德	<i>Going . . . needle . . . eye . . . heart.</i> See the note in FRAME 827. [14]
886	penetrate
徹	<i>Line . . . bring up . . . taskmaster.</i> [15]
887	indications
徵	<i>Line . . . mountain . . . king . . . taskmaster.</i> [14]
	彳 讠 徃 徵
888	penal
懲	<i>Indications . . . heart.</i> [18]
889	delicate
微	<i>Line . . . mountain . . . ceiling . . . human legs . . . taskmaster.</i> [13]
890	boulevard
街	This is the character from which the sense of boulevard mentioned in FRAME 873 derives. Its elements: <i>boulevard . . . ivy.</i> [12]
891	equilibrium
衡	<i>Boulevard . . . bound up . . . brains . . . St. Bernard dog.</i> [16]
	彳 竹 徃 復 衡

Lesson 26

WE RETURN ONCE AGAIN to the world of plants and growing things, not yet to complete our collection of those primitives, but to focus on three elements that are among the most commonly found throughout the kanji.

Now and again, you will no doubt have observed, cross-reference is made to other kanji with similar key words. This can help avoid confusion if you check your earlier story and the connotation of its respective key word before proceeding with the kanji at hand. While it is impossible to know in advance which key words will cause confusion for which readers, I will continue to point out some of the likely problem cases.

* 禾	wheat This primitive element <i>will</i> be made to stand for wheat . It connotes a special grain, more expensive than ordinary rice and so reserved for special occasions. Alternatively, it can mean cereal . Its form is like that for <i>tree</i> , except for the dot at the top to represent a spike of wheat blowing in the wind. [5] 一 二 千 禾 禾
892 稿	draft The key word connotes the preliminary composition of a plan or manuscript. Its elements: <i>wheat . . . tall</i> . [15]
893 稼	earnings <i>Wheat . . . house</i> . [15]
894 程	extent <i>Wheat . . . display</i> . Do not confuse with <i>extremity</i> (FRAME 217) or <i>boundary</i> (FRAME 484). [12]

895		tax
税	<i>Wheat . . . devil.</i> [12]	
896		immature
稚	<i>Wheat . . . turkey.</i> [13]	
897		harmony
和	<i>Wheat . . . mouth.</i> [8]	
898		shift
移	<i>Wheat . . . many.</i> [11]	
899		second
秒	The reference here is to a second of time. The elements: <i>wheat . . . few.</i> [9]	
900		autumn
秋	<i>Wheat . . . fire.</i> [9]	
901		distress
愁	<i>Autumn . . . heart.</i> [13]	
902		private
私	<i>Wheat . . . elbow.</i> Like the characters for <i>I</i> (FRAME 17) and <i>ego</i> (FRAME 640), this kanji is also representative of the subject, with the special connotation of privacy . [7]	

903 秩	<i>Wheat . . . drop.</i> [10]	regularity
904 秘	<i>Cereal . . . invariably.</i> [10]	secret
905 称	<i>Wheat . . . reclining . . . little.</i> [10]	appellation
906 利	<i>Wheat . . . saber.</i> Be careful not to confuse with <i>gain</i> (FRAME 876) or <i>earnings</i> (FRAME 893). [7]	profit
907 梨	<i>Profit . . . tree.</i> [11]	pear tree
908 穫	<i>Wheat . . . flowers . . . vessels.</i> Compare FRAMES 700 and 701 for the right side. [18]	harvest
909 穗	<i>Wheat . . . favor.</i> [15]	ear of a plant
910 稻	<i>Wheat . . . vulture . . . olden times.</i> [14]	rice plant

911 香	<i>Wheat . . . sun.</i> [9]	incense
912 季	<i>Wheat . . . child.</i> [8]	seasons
913 委	<i>Wheat . . . woman.</i> [8]	committee
914 秀	<i>Wheat . . . fist.</i> [7]	excel
915 透	<i>Excel . . . road-way.</i> [10]	transparent
916 誘	<i>Words . . . excel.</i> Compare <i>beckon</i> (FRAME 650), to <i>urge</i> (FRAME 282), <i>seduce</i> (FRAME 86), and <i>encourage</i> (FRAME 866) when choosing your connotation. [14]	entice
917 穀	<i>Samurai . . . crown . . . wheat . . . missile.</i> [14]	cereals
918 菌	<i>Flowers . . . pent in . . . wheat.</i> [11]	germ

919	米	This kanji has a pictographic resemblance to a number of grains of rice lying on a plate in the shape of a star. [6]	rice
<p>* As a primitive, it keeps its meaning of <i>rice</i>, and is meant to connote a very ordinary, commonplace grain, in contrast to the primitive for <i>wheat</i> that we just learned. (This meaning accords well with Japan, where the output of <i>rice</i> far exceeds that of <i>wheat</i>.)</p>			
<p>It occasionally takes the shape 𪛗 when it stands on its own, or is joined to a line above. In this case, we shall have it refer specifically to <i>grains of rice</i>. This primitive is not to be confused with the similar-looking primitive for <i>water</i>. While the stroke orders are nearly alike, <i>grains of rice</i> has 5 strokes, while <i>water</i> only has 4 because it joins the second and third strokes into one.</p>			
<p>Finally, we may note that by itself the kanji for <i>rice</i> is an abbreviation used for the <i>United States</i>, which can then also serve as an alternate reading for the main primitive form, if you so wish.</p>			
920	粉	<i>Rice . . . part.</i> [10]	flour
921	粘	<i>Rice . . . fortune-telling.</i> [11]	sticky
922	粒	<i>Rice . . . vase.</i> [11]	grains

923 粧	<i>Rice . . . cave . . . soil.</i> [12]	cosmetics
924 迷	<i>Road . . . U.S.A.</i> [9]	astray
925 粹	<i>Rice . . . game of cricket.</i> (See FRAME 166.) [10]	chic
926 糧	<i>Rice . . . quantity.</i> [18]	provisions
927 菊	<i>Flower . . . bound up . . . rice.</i> [11]	chrysanthemum
928 奥	<i>A drop . . . pent in . . . rice . . . St. Bernard dog.</i> Notice that the horizontal line of the bottom primitive doubles up as the final stroke for <i>pent in</i> . [12]	core
929 数	<i>Rice . . . woman . . . taskmaster.</i> [13]	number
930 楼	<i>Tree . . . rice . . . woman.</i> [13]	watchtower

<p>931 類</p>	<p style="text-align: right;">sort</p> <p><i>Rice . . . St. Bernard dog . . . head.</i> [18]</p>
<p>932 漆</p>	<p style="text-align: right;">lacquer</p> <p><i>Water . . . tree . . . umbrella . . . grains of rice.</i> [14]</p>
<p>933 様</p>	<p style="text-align: right;">Esq.</p> <p>The abbreviation Esq. will help associate this character with the honorific form of address to which it belongs. Its elements are: <i>tree . . . sheep . . . grains of rice</i>. Note that the final vertical stroke in the element for <i>sheep</i> is extended to form the first stroke for <i>grains of rice</i>. [14]</p> <p style="text-align: center;">木 样 様</p>
<p>934 求</p>	<p style="text-align: right;">request</p> <p>Let the <i>drop</i> in the upper right-hand corner of this character close the right angle off to make an <i>arrowhead</i>. Whenever we find the <i>needle</i> with that <i>drop</i> in an element that has no other special meaning, we will take advantage of this primitive meaning. At the bottom, we see the <i>grains of rice</i>, the vertical line doubling up for the two elements. Do not confuse with <i>petition</i> (FRAME 135). [7]</p>
<p>935 球</p>	<p style="text-align: right;">ball</p> <p><i>Ball . . . request.</i> [11]</p>
<p>936 救</p>	<p style="text-align: right;">salvation</p> <p><i>Request . . . taskmaster.</i> [11]</p>

<p>937</p> <p>竹</p>	<p style="text-align: right;">bamboo</p> <p>Bamboo grows upwards, like a straight <i>nail</i>, and at each stage of its growth (which legend associates with the arrival of the new moon) there is a jointed rootstock (the first stroke). Two such bamboo stalks are pictured here. [6]</p> <p style="text-align: center;">ノ ㄥ 𠄎 𠄎 竹 竹</p> <p>* As a primitive, the meaning remains the same, but the vertical lines are severely abbreviated so that they can take their place at the top where, like <i>flowers</i>, they are always to be found.</p>
<p>938</p> <p>笑</p>	<p style="text-align: right;">laugh</p> <p><i>Bamboo . . . heavens.</i> [10]</p>
<p>939</p> <p>笠</p>	<p style="text-align: right;">bamboo hat</p> <p><i>Bamboo . . . vase.</i> [11]</p>
<p>940</p> <p>笹</p>	<p style="text-align: right;">bamboo grass</p> <p><i>Bamboo . . . generation.</i> [11]</p>
<p>941</p> <p>筋</p>	<p style="text-align: right;">muscle</p> <p><i>Bamboo . . . part of the body . . . power.</i> Here we see how the primitive meaning of muscle was derived from the kanji for <i>power</i>. [12]</p>
<p>942</p> <p>箱</p>	<p style="text-align: right;">box</p> <p><i>Bamboo . . . inter-.</i> [15]</p>

943 筆	writing brush <i>Bamboo . . . brush.</i> [12]
944 筒	cylinder <i>Bamboo . . . monk.</i> [12]
945 等	etc. <i>Bamboo . . . Buddhist temple.</i> [12]
946 算	calculate <i>Bamboo . . . eyes . . . two hands.</i> [14]
947 答	solution <i>Bamboo . . . fit.</i> [12]
948 策	scheme <i>Bamboo . . . belted tree (see FRAME 417).</i> [12]
949 簿	register <i>Bamboo . . . water . . . acupuncturist.</i> [19]
950 築	fabricate <i>Bamboo . . . craft . . . mediocre . . . wood/tree.</i> [16]

Lesson 27

THIS LESSON WILL take us beyond the halfway mark. From there on, it will all be downhill. The final uphill push will involve what appears to be the simplest of primitive elements. It was withheld until now because of the difficulty it would have caused earlier on.

951	person
人	While the character for <i>enter</i> (FRAME 779) showed someone walking inwards (in terms of the direction of writing), the one for person , shown here, represents someone walking outwards. [2]
ノ 人	
	* As a primitive, it can keep its kanji form except when it appears to the left (its normal position), where it is made to stand up in the form 人.
	The primitive meaning is another matter. The abstract notion of <i>person</i> so often has a relation to the meaning of the kanji that confusion readily sets in. So many of the previous stories have included people in them that simply to use <i>person</i> for a primitive meaning would be risky. We need to be more specific, to focus on one particular <i>person</i> . Try to choose someone who has not figured in the stories so far, perhaps a colorful member of the family or a friend whom you have known for a long time. That individual will appear again and again, so be sure to choose someone who excites your imagination.
952	assistant
佐	<i>Person . . . left.</i> [7]
953	however
但	<i>Person . . . nightbreak.</i> [7]

954 住	<i>Person . . . candlestick.</i> [7]	dwell
955 位	<i>Person . . . vase.</i> [7]	rank
956 仲	<i>Person . . . in.</i> [6]	go-between
957 体	<i>Person . . . book.</i> [7]	body
958 悠	<i>Person . . . walking stick . . . taskmaster . . . heart.</i> [11]	remote
959 件	<i>Person . . . cow.</i> [6]	affair
960 仕	<i>Person . . . samurai.</i> The key word means to wait on someone or serve them. [5]	attend
961 他	<i>Person . . . scorpion.</i> [5]	other

962 伏	<i>Person . . . chihuahua.</i> [6]	prostrated
963 伝	<i>Person . . . rising cloud.</i> Hint: the Amerindians' smoke signals can help provide a good image for this kanji, whose key word is meant to include transmissions of all sorts. [6]	transmit
964 仏	<i>Person . . . elbow.</i> [4]	Buddha
965 休	<i>Person . . . tree.</i> Be sure not to confuse with <i>relax</i> (FRAME 190).[6]	rest
966 仮	<i>Person . . . anti-.</i> [6]	provisional
967 伯	<i>Person . . . white dove.</i> [7]	chief
968 俗	<i>Person . . . valley.</i> The key word should be taken in its older sense of “popular” or “commonplace.” [9]	vulgar

969 信	faith <i>Person . . . words.</i> [9]
970 佳	excellent <i>Person . . . ivy.</i> To distinguish from <i>excel</i> (FRAME 914), <i>eminent</i> (FRAME 51), <i>esteem</i> (FRAME 184), and <i>exquisite</i> (FRAME 123), give the key word its own unique connotation. [8]
971 依	reliant <i>Person . . . garment.</i> [8]
972 例	example <i>Person . . . file.</i> [8]
973 個	individual <i>Person . . . harden.</i> [10]
974 健	healthy <i>Person . . . build.</i> [11] 亻 律 健
975 側	side <i>Person . . . rule.</i> See FRAME 88 for help. [11]

976 侍	<i>Person . . . Buddhist temple.</i> The key word is deceptively modern, but the character itself is another way of writing “samurai.” Be careful not to confuse with the kanji for <i>attend</i> (FRAME 960).[8]	waiter
977 停	<i>Person . . . pavilion.</i> [11]	halt
978 值	<i>Person . . . straightaway.</i> [10]	price
979 倣	<i>Person . . . set free.</i> [10]	emulate
980 倒	<i>Person . . . arrival.</i> [10]	overthrow
981 偵	<i>Person . . . eminent.</i> [11]	spy
982 僧	<i>Person . . . increase.</i> [13]	Buddhist priest
983 億	<i>Person . . . idea.</i> [15]	hundred million

984 儀	ceremony <i>Person . . . righteousness. [15]</i>
985 償	reparation <i>Person . . . prize. [17]</i>
986 仙	hermit <i>Person . . . mountain. [5]</i>
987 催	sponsor <i>Hermit . . . turkey. Note what has happened to the mountain in the element for hermit. In order to make room for the turkey, it was raised and condensed. [13]</i>
988 仁	humanity To refer to the fullness of humanity that can only be achieved in dialogue with another (<i>person . . . two</i>), Confucius used this character. [4]
989 侮	scorn <i>Every . . . person. [8]</i>
990 使	use <i>Person . . . officer. [8]</i>

991 便	convenience <i>Person . . . grow late. Hint: this kanji also means that unmentionable material that one disposes of when one goes to the “conveniences.”</i> [9]
992 倍	double <i>Person . . . muzzle. Do not confuse with the kanji for duplicate (FRAME 465).</i> [10]
993 優	tenderness <i>Person . . . melancholy.</i> [17]
994 伐	fell <i>Person . . . fiesta. Hint: recall the German legend of the English missionary, Saint Boniface, who felled the sacred oak tree dedicated to Thor at Geismar (in lower Hessa), occasioning a great fiesta for the Christians in the neighborhood to mark the defeat of their pagan competition. Be sure to fit your special person into the story if you use it.</i> [6]
995 宿	inn <i>House . . . person . . . hundred.</i> [11]
996 傷	wound <i>Person . . . reclining . . . piggy bank.</i> [13]
997 保	protect <i>Person . . . mouth . . . tree.</i> [9]

998 褒	<i>Top hat and scarf . . . protect.</i> [15]	praise
999 傑	<i>Person . . . sunglasses . . . tree.</i> [13]	greatness
1000 付	<i>Person . . . glue.</i> The few cases in which this character serves as a primitive should include some connotation of “ adhering to ” that distinguishes it from “ <i>glued to.</i> ” Two examples follow. [5]	adhere
1001 符	<i>Bamboo . . . adhere.</i> [11]	token
1002 府	<i>Cave . . . adhere.</i> [8]	municipality
1003 任	<i>Person . . . porter.</i> [6]	responsibility
1004 賃	<i>Responsibility . . . shells/money.</i> [13]	fare
1005 代	<i>Person . . . arrow.</i> [5]	substitute

1006 袋	<i>Substitute . . . garment.</i> [11]	sack
1007 貸	<i>Substitute . . . shells/money.</i> [12]	lend
1008 化	<i>Person . . . spoon.</i> [4]	change
1009 花	<i>Flower . . . change.</i> [7]	flower
1010 貨	<i>Change . . . shells.</i> [11]	freight
1011 傾	<i>Change . . . head.</i> The key word has the sense of leaning on or toward someone or something. [13]	lean
1012 何	<i>Person . . . can.</i> [7]	what
1013 荷	<i>Flowers . . . what.</i> [10]	baggage

1014		sagacious
俊	<i>Person . . . license . . . walking legs.</i> [9]	
1015		bystander
傍	<i>Person . . . stand . . . crown . . . compass.</i> [12]	
1016		long time
久	This character uses the diagonal sweep of the second stroke to double up for <i>bound up</i> and a <i>person</i> . Think of a mummy, and the key word will not be far behind. [3]	
	ノ ク 久	
1017		furrow
畝	Think of the three kinds of furrows shown here in this character—a <i>top hat's rim</i> , a <i>rice field's ridges</i> , and the wrinkles that show you've been around a <i>long time</i> . [10]	
1018		captured
囚	<i>Person . . . pent in.</i> [5]	
1019		inside
内	<i>Person . . . belt.</i> Note that we cannot use the primitive meaning of <i>hood</i> here because the <i>person</i> runs THROUGH the element, not under it. [4]	
	冂 内	

1020		third class
丙	Those no-frills flights the airlines offer to attract customers should help create an image from <i>ceiling . . . person . . . belt</i> . The kanji meaning “ <i>inside</i> ” should not be used because of its proximity to the element for “ <i>in</i> .” [5]	
1021		design
柄	<i>Tree . . . third class.</i> [9]	
1022		meat
肉	Let this doubling of one of the elements for “ <i>inside</i> ” yield the sense of “ <i>insides</i> ” to approach the key word, <i>meat</i> . The abbreviated form of this character gave us the primitive meaning of <i>flesh</i> or <i>part of the body</i> for the kanji 月. [6]	
1023		rot
腐	<i>Borough . . . meat.</i> [14]	
*		assembly line
从	The duplication of the kanji for <i>person</i> gives us this primitive for assembly line . Perhaps you can imagine clones of your chosen <i>person</i> rolling off an assembly line in a factory. [4]	
1024		sit
座	<i>Cave . . . assembly line . . . soil.</i> [10]	
1025		graduate
卒	<i>Top hat . . . assembly line . . . needle.</i> [8]	

1026

umbrella

傘

Umbrella . . . two assembly lines . . . needle. [12]

Lesson 28

IN THIS LESSON WE pick up a group of unconnected characters and elements that have fallen between the cracks of the previous lessons, mainly because of the rarity of the characters themselves, of their primitive elements, or of the way in which they are written. In a later lesson, near the end of the book, we will do this once again.

1027

monme

匁

This character obliges us once again to make use of a Japanese key word for want of an English equivalent. It refers to an old unit of weight, equal to about 3.75 grams. The word is only slightly more useful in modern Japanese than cubits and kites are in modern English. Its primitives, if you look closely, are: *bound up . . . arm. [4]*

勺 勿 匁

*

plow

↓

Take this as a pictograph of a plow. [2]

丨 ↓

<p>1028</p> <p>以</p>	<p style="text-align: right;">by means of</p> <p>Picture a <i>person</i> dragging a <i>plow</i> behind, and the <i>drop</i> of sweat which falls from his brow as he does his work. Think of him (or her, for that matter) making a living “by means of the sweat of their brows.” [5]</p>
<p>1029</p> <p>似</p>	<p style="text-align: right;">similar</p> <p>Be sure to keep this key word distinct from <i>likeness</i> (FRAME 100). Its elements: <i>person . . . by means of</i>. [7]</p>
<p>*</p> <p>并</p>	<p style="text-align: right;">puzzle</p> <p>Think of this element as a picture puzzle in which the pieces interlock. Its elements: <i>horns . . . two hands</i>. [6]</p> <p style="text-align: center;">丷 𠂇 并 并</p>
<p>1030</p> <p>併</p>	<p style="text-align: right;">join</p> <p>The sense of the key word is one of joining things together that were previously separate. Its elements: <i>person . . . puzzle</i>. [8]</p>
<p>1031</p> <p>瓦</p>	<p style="text-align: right;">tile</p> <p><i>Ceiling . . . walking stick . . . fishhook . . . ice</i>. Note how the last stroke of the final element, <i>ice</i>, is stretched out to close the bottom of the tile. [5]</p> <p style="text-align: center;">一 丂 瓦 瓦 瓦</p>
<p>1032</p> <p>瓶</p>	<p style="text-align: right;">flower pot</p> <p><i>Puzzle . . . tile</i>. [11]</p>

1033 宮	<p style="text-align: right;">Shinto shrine</p> <p>Way back in Lesson 2 we learned the character for <i>spine</i>. The three characters in which it is used we can now learn together in this and the following frame. Here a Shinto shrine is composed of <i>house</i> and <i>spine</i>. [10]</p>
1034 宮	<p style="text-align: right;">occupation</p> <p><i>Schoolhouse . . . spine</i>. [12]</p>
1035 善	<p style="text-align: right;">virtuous</p> <p><i>Sheep . . . horns . . . mouth</i>. Pay special attention to the writing of this character. [12]</p> <p style="text-align: center;">羊 羊 羊 善</p>
1036 年	<p style="text-align: right;">year</p> <p>In an odd fashion, the kanji for year joins together the element for <i>horse</i>, on the top, and the right half of the element for <i>sunglasses</i>. Think of it as a <i>horse wearing sunglasses with one of the lenses popped out</i>. We will use this latter image again, so learn it now and save yourself the trouble later. [6]</p> <p style="text-align: center;">ノ 𠂇 𠂇 𠂇 年</p>
1037 夜	<p style="text-align: right;">night</p> <p>First of all, be sure not to confuse the connotations of night with those of <i>evening</i> (FRAME 109) and <i>nightbreak</i> (FRAME 30). Its elements: <i>top hat . . . person . . . walking legs . . . drop</i>. [8]</p> <p style="text-align: center;">𠂇 𠂇 夜 夜</p>

1038		fluid
液	Water . . . night. [11]	
1039		hillock
塚	Soil . . . crown . . . sow. Compare FRAME 543. [12]	
*		shredder
敝	The element on the left looks like <i>rice</i> with a <i>belt</i> running through it, but we would do best to think of it in terms of its writing order: <i>little . . . belt . . . little</i> . On the right, of course, the <i>taskmaster</i> . [12]	
	𠂇 肖 𠂇 敝	
1040		cash
幣	Shredder . . . towel. [15]	
1041		abuse
弊	Shredder . . . two hands. [15]	
1042		yell
喚	The <i>mouth</i> on the left is obvious. The rest is harder. Try this: <i>four St. Bernard dogs bound up</i> in a bunch. Together they should supply a clear enough portrait of a <i>yell</i> , provided you are careful to see all <i>four</i> of them. Note how the final stroke of the <i>four</i> is supplied by the long horizontal stroke of the <i>St. Bernard</i> . [12]	

1043	interchange
換	<i>Fingers . . . four St. Bernard dogs bound up.</i> [12]
1044	dissolve
融	<i>Ceiling . . . mouth . . . hood . . . human legs . . . spike . . . insect.</i> This is the maximum number of elements to any story in the book. [16]
	一 口 冂 冂 冂 融

Lesson 29

WE COME NOW TO a rather simple group of primitives, built up from the three elements that represent *banners*, *knots*, and *flags*.

*	banner
方	Here we have a unique enclosure made up of two elements: <i>compass</i> and <i>reclining</i> . Think of the banner as a standard for rallying around; then imagine a crowd <i>reclining</i> before a <i>compass</i> (presumably to give them a “direction” in life). [6]
	方 方
1045	alms
施	<i>Banner . . . scorpion.</i> [9]

1046	rotation
旋	<i>A banner . . . a zoo. Hint: think of a merry-go-round. [11]</i>
1047	play
遊	<i>Banners . . . children . . . road. [12]</i>
1048	trip
旅	Let the last 4 strokes, which are also the concluding strokes to the character for <i>garment</i> , represent a <i>rag</i> as its primitive meaning. We shall meet this only on one other occasion. This gives us as our elements: <i>banner . . . person . . . rag. [10]</i>
	𠂇 𠂇 旂 旂 旅
1049	not
勿	First take the primitive meaning of this character: <i>knot</i> . Think of it as the <i>piglet</i> minus its body (the horizontal stroke), that is, the curly tail that looks like a <i>knot</i> . As an exception, we will use the homonym to remember the abstract key word, not . [4]
	丿 勹 勹 勿
1050	thing
物	<i>Cow . . . knot. [8]</i>
1051	easy
易	<i>Sun . . . knot. [8]</i>

1052		grant
賜	<i>Shells . . . easy.</i> [15]	
*		flag
尸	The pictographic representation of this element is obvious. Provided you can hold your imagination in check for the first example, you might best imagine your own national flag in composing your stories. [3]	
	ㄣ ㄣ 尸	
1053		urine
尿	<i>Flag . . . water.</i> [7]	
1054		nun
尼	<i>Flag . . . spoon.</i> [5]	
1055		mud
泥	<i>Water . . . nun.</i> [8]	
1056		fence
塀	<i>Soil . . . flag . . . puzzle.</i> [12]	
1057		footgear
履	<i>Flag . . . restore.</i> [15]	

1058	屋	roof	<i>Flag . . . climax.</i> Since this kanji has no relation to the primitive for roof , we cannot use it as a primitive in the next frame. [9]
1059	握	grip	<i>Fingers . . . flag . . . climax.</i> [12]
1060	屈	yield	<i>Flag . . . exit.</i> [8]
1061	掘	dig	<i>Fingers . . . yield.</i> [11]
1062	堀	ditch	<i>Soil . . . yield.</i> [11]
1063	居	reside	<i>Flag . . . old.</i> Do not confuse with <i>dwell</i> (FRAME 954). [8]
1064	据	set	<i>Fingers . . . reside.</i> [11]
1065	層	stratum	<i>Flag . . . increase.</i> [14]

1066	bureau
局	<i>Flag . . . phrase.</i> Note how the <i>flag</i> 's long stroke doubles up for the first stroke of <i>phrase</i> . [7]
1067	slow
遅	<i>Flag . . . sheep . . . road.</i> [12]
1068	leak
漏	<i>Water . . . flag . . . rain.</i> [14]
1069	printing
刷	<i>Flag . . . towel . . . saber.</i> [8]
1070	<i>shaku</i>
尺	The key word <i>shaku</i> has actually come into English in the word <i>shakuhachi</i> , the ancient Japanese flute that measured “one <i>shaku</i> and eight sun” (the “sun” being about an inch in length). Since the <i>shaku</i> is about one foot in length, this makes about 20 inches. Let the final sweeping stroke be like a tape measure added to the <i>flag</i> . [4]
	尸 尺
	* As a primitive, this will mean the <i>shakuhachi</i> flute.
1071	exhaust
尽	<i>Shakuhachi . . . ice.</i> [6]

1072		swamp
沢	<i>Water . . . shakuhachi. [7]</i>	
1073		translate
訳	<i>Words . . . shakuhachi. [11]</i>	
1074		choose
択	<i>Fingers . . . shakuhachi. [7]</i>	
1075		daytime
昼	<i>Shakuhachi . . . nightbreak. [9]</i>	
1076		door
戸	<i>One . . . flag. [4]</i>	
1077		shoulder
肩	<i>Door . . . flesh. [8]</i>	
1078		tassel
房	<i>Door . . . compass. [8]</i>	
1079		fan
扇	<i>Door . . . wings. [10]</i>	

1080	hearth
炉	<i>Heart fire . . . door.</i> [8]
1081	re-
戻	The key word signals a “coming back” or return to some place or activity. Its elements: <i>door . . . St. Bernard dog.</i> [7]
1082	tears
涙	<i>Water . . . re-.</i> Do not confuse with <i>cry</i> (FRAME 432). [10]
1083	employ
雇	<i>Door . . . turkey.</i> Be sure to keep distinct from both <i>employee</i> (FRAME 56) and <i>use</i> (FRAME 990). [12]
1084	look back
顧	<i>Employ . . . head.</i> [21]
1085	disclose
啓	<i>Door . . . taskmaster . . . mouth.</i> [11]

Lesson 30

IN THIS LESSON WE pick up a series of primitives related pictographically to one another and based on the image of a seed. But first we include a stray element that does not really fit into any of our other categories but is very useful in

forming some common and elementary kanji (in fact, 18 of them already at this point), namely, the *altar*.

<p>1086 示</p>	<p style="text-align: right;">show</p> <p>Although the elements <i>two</i> and <i>little</i> are available for the using, it may be easier to remember this character as a picture of an altar. Something placed atop the altar is put on show for all to see. [5]</p> <p>* As a primitive, this kanji means <i>altar</i>. At the left, the abbreviated form that this element takes is made by chopping the <i>altar</i> in half and leaving only one dot behind to represent the right side. The new appearance of this primitive form, 示, should be kept distinct from that for <i>cloak</i>, 示, identical except for the one final short stroke.</p>
<p>1087 礼</p>	<p style="text-align: right;">salutation</p> <p>This key word refers to the polite bows and ceremonious forms of salutation so important in Japanese culture. Its elements: <i>altar</i> . . . <i>fishhook</i>. [5]</p>
<p>1088 祥</p>	<p style="text-align: right;">auspicious</p> <p><i>Altar</i> . . . <i>sheep</i>. [10]</p>
<p>1089 祝</p>	<p style="text-align: right;">celebrate</p> <p><i>Altar</i> . . . <i>teenager</i>. [9]</p>
<p>1090 福</p>	<p style="text-align: right;">blessing</p> <p><i>Altar</i> . . . <i>wealth</i>. [13]</p>

1091		welfare
祉	<i>Altar . . . footprint.</i> [8]	
1092		company
社	<i>Altar . . . soil.</i> The company referred to here is that of the modern business world. [7]	
1093		inspection
視	<i>Altar . . . see.</i> [11]	
1094		Nara
奈	We choose the city of Nara as the key word in this case because this kanji, frequently used in proper names, appears in Nara ; and also because of Nara's famed religious monuments, which help us with the primitives: <i>St. Bernard dog . . . altar.</i> [8]	
1095		military officer
尉	<i>Flag . . . altar . . . glue.</i> [11]	
1096		consolation
慰	<i>Military officer . . . heart.</i> [15]	
1097		goodwill
款	<i>Samurai . . . altar . . . yawning.</i> [12]	

1098 禁	<i>Grove . . . altar.</i> [13]	prohibition
1099 襟	<i>Cloak . . . prohibition.</i> [18]	collar
1100 宗	<i>House . . . altar.</i> [8]	religion
1101 崇	<i>Mountain . . . religion.</i> [11]	adore
1102 祭	<i>Flesh . . . crotch . . . altar.</i> Note how the second element is cut short, giving a tent-like effect to the character. [11]	ritual
1103 察	“Guess” here has the sense of a measured conjecture. Its elements: <i>house . . . ritual.</i> [14]	guess
1104 擦	<i>Fingers . . . guess.</i> [17]	grate
1105 由	The “wherefore” of this kanji explains the reason or origin of a thing. It does this graphically by depicting a seed in a <i>rice field</i>	wherefore

sending up a single sprout, which is the whole why and **wherefore** of the seed's falling in the earth and dying. (When the *flower* appears, you will recall from FRAME 234, we have a full *seedling*.) [5]

曰 由

* As a primitive, in conformity to the explanation above, this kanji will be taken to mean *shoot* or *sprout*.

1106		pluck
抽	<i>Fingers . . . sprout.</i> [8]	
1107		oil
油	<i>Water . . . sprout.</i> [8]	
1108		sleeve
袖	<i>Cloak . . . sprout.</i> [10]	
1109		mid-air
宙	<i>House . . . shoot.</i> [8]	
1110		deliver
届	<i>Flag . . . sprout.</i> [8]	
1111		flute
笛	<i>Bamboo . . . sprout.</i> [11]	

<p>1112</p> <p>軸</p>	<p style="text-align: right;">axis</p> <p><i>Car . . . shoot.</i> [12]</p>
<p>1113</p> <p>甲</p>	<p style="text-align: right;">armor</p> <p>This kanji reverses the element for <i>sprout</i>, giving the image of roots being sent down into the earth by a seed planted in the <i>rice field</i>. From there you must invent a connection to the key word, armor. [5]</p> <p style="text-align: center;">日 甲</p> <p>* The primitive meaning is <i>roots</i>. Important to that word is the image of “pushing downwards,” as <i>roots</i> do.</p>
<p>1114</p> <p>押</p>	<p style="text-align: right;">push</p> <p><i>Fingers . . . roots.</i> Compare and contrast with <i>pluck</i> (FRAME 1106). [8]</p>
<p>1115</p> <p>岬</p>	<p style="text-align: right;">headland</p> <p>Like the <i>cape</i> (FRAME 153) and the <i>promontory</i> (FRAME 778), the headland refers to a jut of land. Its elements: <i>mountain . . . roots</i>. [8]</p>
<p>1116</p> <p>挿</p>	<p style="text-align: right;">insert</p> <p><i>Fingers . . . thousand . . . roots.</i> Observe how the writing order does not follow the elements in order, because the final stroke is used for two different elements. [10]</p> <p style="text-align: center;">扌 扌 指 挿</p>

1117	申	<p>The olde English is used here to indicate a humble form of the third person singular of the verb “to speak.” It is written by a <i>tongue wagging in the mouth</i> with a <i>walking stick</i> rammed through it and coming out at both ends. [5]</p> <p style="text-align: center;">曰 申</p> <p>* While this kanji has obvious affinities to the “seed” group, it also happens to be the zodiacal sign of the <i>monkey</i> (the one who <i>speaketh</i> no evil, among other things). We shall therefore take <i>monkey</i> as its primitive meaning.</p>	speaketh
1118	伸	<p><i>Person . . . monkey.</i> [7]</p>	expand
1119	神	<p><i>Altar . . . monkey.</i> [9]</p>	gods
1120	搜	<p><i>Fingers . . . monkey . . . crotch.</i> [10]</p>	search
1121	果	<p>The final stage of the seed is reached when the plant has reached its full growth (the <i>tree</i>) and comes to fruition, producing fruit full of new seeds that can return to the earth and start the process all over again. The main thing to notice here is the element for <i>brains</i> at the top, which might prove more helpful than <i>rice field</i> for creating an image. [8]</p>	fruit

1122		candy
菓	<i>Flowers . . . fruits. [11]</i>	
1123		chapter
課	<i>Words . . . fruit. [15]</i>	
1124		naked
裸	<i>Cloak . . . fruit. [13]</i>	

Lesson 31

BY NOW YOU WILL have learned to handle a great number of very difficult kanji with perfect ease and without fear of forgetting. Some others, of course, will take review. But let us focus on the ones you are most confident about and can write most fluently, in order to add a remark about what role the stories, plots, and primitives should continue to play even after you have learned a character to your own satisfaction.

This course has been designed to move in steps from the full-bodied story (PART ONE) to the skeletal plot (PART TWO) to the heap of bones we call primitive elements (PART THREE). This also happens roughly to be the way memory works. At first the full story is necessary (as a rule, for every kanji, no matter how simple it appears), in that it enables you to focus your attention and your interest on the vivid images of the primitives, which in turn dictate how you write the character. Once the image has strutted through the full light of imagination, it will pass on, leaving its footprints on the interstices of the brain in some mysterious way. And those footprints are often enough of a clue about the nature of the beast to enable you to reconstruct the plot in broad outlines. Should you need to, you can nearly always follow the tracks back to their source and recall your whole story, but that is generally unnecessary. The third stage occurs when even the plot is unnecessary, and the key word by itself sug-

gests a certain number of primitive meanings; or conversely, when seeing a kanji at once conjures up a specific key word. Here again, the plot is still within reach if needed, but not worth bothering with once it has fulfilled its task of providing the proper primitive elements.

There is yet a fourth stage to be reached, as you have probably realized by now, but one you ought not trust until you have completed the full list of the kanji given here. In this stage, the primitive elements are suggested according to *form* without any immediate association to *meaning*. Quite early on, you will recall, we insisted that visual memory is to be discarded in favor of imaginative memory. It may now be clear just why that is so. But it should also be getting clear that visual memory deserves a suitable role of some sort or other, once it has a solid foundation. This is a process not to be rushed, however appealing its rewards in terms of writing fluency.

Insofar as you have experienced these things in your own study, fears about the inadequacy of the key words should be greatly allayed. For in much the same way that the character slowly finds its way into the fabric of memory and muscular habits, the key word will gradually give way to a key concept distinct from the particular English word used to express it. Hence the substitution of a Japanese word—or even a number of words—will prove no stumbling block. Quite the contrary, it will help avoid confusion between key words with family resemblances.

In short, the number of steps required to learn the Japanese writing system has not been increased by what we have been doing. It has simply become more pronounced than it is in traditional methods of drawing and redrawing the kanji hundreds of times until they are learned, and in that way the whole process has become much more efficient. Pausing to think about just what your mind has been doing through this book should make the ideas mentioned in the INTRODUCTION much more plausible now than they must have seemed way back then.

But we must be on our way again, this time down a road marked “tools.”

1125

ax

斤

This character represents a picture of an ax, the two vertical lines being the handle and the horizontal strokes of the blade. Note the writing order carefully. [4]

1126 析 <i>Tree . . . ax.</i> [8]	chop
1127 所 <i>Door . . . ax.</i> [8]	place
1128 祈 <i>Altar . . . ax.</i> [8]	pray
1129 近 <i>Ax . . . road.</i> Be careful not to confuse with <i>draw near</i> (FRAME 192) or <i>bystander</i> (FRAME 1015). [7]	near
1130 折 <i>Fingers . . . ax.</i> Hint: make an image out of the Japanese art of “origami” (paper-folding). [7]	fold
1131 哲 <i>Fold . . . mouth.</i> [10]	philosophy
1132 逝 The connotation is of a “dearly departed” who has passed away. The elements: <i>fold . . . road.</i> [10]	departed
1133 誓 <i>Fold . . . words.</i> [14]	VOW

1134 暫	temporarily <i>Car . . . ax . . . days. [15]</i>
1135 漸	steadily <i>Water . . . car . . . ax. [14]</i>
1136 断	severance <i>Fishhook . . . rice . . . ax. [11]</i>
1137 質	substance <i>Two axes . . . shells. [15]</i>
1138 斥	reject <i>Ax . . . a drop of. [5]</i>
1139 訴	accusation <i>Words . . . reject. [12]</i>
* 乍	saw The saw in this primitive is distinguished from the primitive for <i>ax</i> by the extra “teeth” on the blade. [5] ノ ㄣ 乍 乍
1140 昨	yesterday <i>Day . . . saw. [9]</i>

1141		lie
詐	The lie in this character refers to falsehoods and fibs. Its elements: <i>words . . . saw</i> . [12]	
1142		make
作	<i>Person . . . saw</i> . [7]	
*		broom
彡	The pictographic representation here is of the bristles on the head of a broom . [3]	
	丿 ㇇ 彡	
1143		snow
雪	<i>Rain</i> that undergoes a change so that it can be swept aside with a <i>broom</i> is snow . [11]	
1144		record
録	<i>Metal . . . broom . . . rice</i> . Note how the final stroke of the <i>broom</i> is extended slightly when an element below is attached directly to it. [16]	
1145		inquire
尋	<i>Broom . . . craft . . . mouth . . . glue</i> . [12]	
1146		hurry
急	<i>Bound up . . . broom . . . heart</i> . [9]	

1147 穩	calm <i>Wheat . . . vulture . . . broom . . . heart.</i> [16]
1148 侵	encroach <i>Person . . . broom . . . crown . . . crotch.</i> Gather the elements on the right into a composite image that can serve you in the next two frames. [9]
1149 浸	immersed <i>Water . . . broom . . . crown . . . crotch.</i> [10]
1150 寢	lie down Do not confuse this key word with either the element for <i>reclining</i> or the character for <i>prostrated</i> (FRAME 962). Its primitive elements are: <i>house . . . turtle . . . broom . . . crown . . . crotch.</i> [13]
1151 婦	lady <i>Woman . . . broom . . . apron.</i> [11]
1152 掃	sweep <i>Fingers . . . broom . . . apron.</i> [11]
1153 当	hit <i>Little . . . broom.</i> [6]

<p>✱</p> <p>𠄎</p>	<p style="text-align: right;">rake</p> <p>A single vertical stroke transforms <i>broom</i> into a rake. When an element comes ABOVE the rake, the vertical stroke is shortened, as we have seen before with other similar primitives such as <i>sheep</i> and <i>cow</i>. Moreover, when something comes above the rake and joins to it at the top, the vertical stroke begins at the top horizontal stroke, as in the following two frames. [4]</p> <p style="text-align: center;">ㄇ 𠄎 𠄎 𠄎</p>
<p>1154</p> <p>𠄎</p>	<p style="text-align: right;">contend</p> <p><i>Bound up . . . rake.</i> [6]</p>
<p>1155</p> <p>淨</p>	<p style="text-align: right;">clean</p> <p><i>Water . . . contend.</i> [9]</p>
<p>1156</p> <p>事</p>	<p style="text-align: right;">matter</p> <p>This key word here refers to abstract matters. The elements are: <i>one . . . mouth . . . rake</i>. Note how the <i>rake</i> handle reaches out the top and bottom of the character. [8]</p>
<p>1157</p> <p>唐</p>	<p style="text-align: right;">T'ang</p> <p>The key word here refers of course to the T'ang Dynasty in China (and not to the name of the drink astronauts take with them into outer space, though this could be useful for the next frame). Its elements: <i>cave . . . rake . . . mouth.</i> [10]</p>
<p>1158</p> <p>糖</p>	<p style="text-align: right;">sugar</p> <p><i>Rice . . . T'ang.</i> [16]</p>

<p>★</p> <p>隶</p>	<p style="text-align: right;">sieve</p> <p>A <i>rake</i> and the <i>grains of rice</i> at the bottom give us a hint of winnowing, which relates clearly to the meaning of a sieve. [8]</p> <p style="text-align: center;">𠂇 隶</p>
<p>1159</p> <p>康</p>	<p style="text-align: right;">sane</p> <p><i>Cave . . . sieve</i>. [11]</p>
<p>1160</p> <p>逮</p>	<p style="text-align: right;">apprehend</p> <p>Think of apprehending criminals. The elements are: <i>sieve . . . road</i>. [11]</p>
<p>★</p> <p>尹</p>	<p style="text-align: right;">mop</p> <p>The only thing distinguishing a mop from a <i>rake</i> is the bent handle that does not cut through the top horizontal stroke. It depicts the swish-swash motion of a mop. [4]</p> <p style="text-align: center;">㇇ ㇈ ㇉ 尹</p>
<p>1161</p> <p>伊</p>	<p style="text-align: right;">Italy</p> <p>Used chiefly in proper names, and given the sound “i,” this kanji can be remembered as an abbreviation of Italy, for which it is still used today in Japan. Its primitives: <i>person . . . mop</i>. [6]</p>
<p>1162</p> <p>君</p>	<p style="text-align: right;">old boy</p> <p>The somewhat highbrow British term of address is chosen here to represent the kanji for a form of address used towards one’s juniors. It is composed of: <i>mop . . . mouth</i>. [7]</p>

1163	flock
群 <i>Old boys . . . sheep.</i> [13]	
*	comb
而 The pictograph of a comb is clearly visible in this primitive element. [6]	
一 丿 冫 冫 而 而	
1164	-proof
耐 The key word is a suffix used to indicate “safe from” or “protected against,” as in the words rustproof , waterproof , and fireproof . It is composed of: <i>comb . . . glue.</i> [9]	
1165	demand
需 The sense of demand is best captured by thinking of the economic principle of “supply and demand .” The primitives: <i>rain . . . comb.</i> [14]	
1166	Confucian
儒 <i>Person . . . demand.</i> [16]	
1167	edge
端 <i>Vase . . . mountain . . . comb.</i> [14]	
*	shovel
凵 This enclosure—which embraces its relative primitive from the bottom—is a pictograph of the scoop of a shovel . When room	

permits, the arms are extended upwards to nearly the same height as the relative element it holds. [2]

ㄥ 凵

1168

both

両

Spike . . . belt . . . shovel. Note that the writing order follows the order in which the primitives are given here. [6]

1169

full

満

Water . . . flowers . . . both. Given the abstract nature of this last primitive, you may want to borrow the image from the previous frame. [12]

1170

brush-stroke

画

In forming an image for the key word, it is helpful to know that this kanji is used for artistic representations such as completed paintings, as well as for the number of **brush-strokes** in a character (as, for instance, in INDEXES II and III at the end of this book). Its elements are: *ceiling . . . sprout . . . shovel.* [8]

冂 巾 冂 畝 画

1171

tooth

齒

Footprint . . . rice . . . shovel. [12]

1172

bend

曲

Picture yourself grabbing hold of the two strokes poking out the top of the kanji and wrenching them apart, thus giving the sense of **bend**. If you think of them as deriving from the element for *brains* beneath (of course, the middle stroke has been reduplicated and pulled out to where it can be grabbed hold

	of), you can associate the key word with bending someone's mind to your own point of view. [6]
1173 曹	cadet This character is written in the order of its elements: <i>one . . . bend . . . sun</i> . [11]
1174 遭	encounter <i>Cadet . . . road</i> . [14]
1175 漕	rowing <i>Water . . . cadet</i> . [14]
1176 槽	vat <i>Tree . . . cadet</i> . [15]
1177 斗	Big Dipper The Big Dipper here is of course the constellation of Ursa Major, of which this kanji is a sort of pictographic representation. [4] 、 丩 斗 * Since we already have a primitive element for a “dipper”—namely, the <i>ladle</i> —we shall let this one stand for a <i>measuring cup</i> . By the way, it would make a rather large one, since the kanji is also used for a measure of about 18 liters!
1178 料	fee <i>Measuring cup . . . rice</i> . [10]

<p>1179</p> <p>科</p>	<p>department</p> <p>Think here of the faculty or department you entered in university, using the elements: <i>measuring cup . . . wheat</i>. [9]</p>
<p>1180</p> <p>冏</p>	<p>map</p> <p><i>Pent in . . . Big Dipper</i>. Hint: among the songs dating from the days of slavery that have become part of American folklore is one called “Follow the Drinking Gourd.” It referred to the nighttime travel of runaway slaves (those <i>pent in</i>) who had no maps other than the stars to guide them, among them the bright and predominant <i>Big Dipper</i>, the “Drinking Gourd.” [7]</p>
<p>1181</p> <p>用</p>	<p>utilize</p> <p><i>Meat . . . walking stick</i>. Be sure to keep this key word distinct from that for <i>use</i> (FRAME 990). The stroke order is exactly as you would expect it from the order of the primitive elements as given. [5]</p> <p>* As a primitive element, we shall substitute the image of a <i>screwdriver</i>, perhaps the most <i>utilized</i> of all tools around the house.</p>
<p>1182</p> <p>庸</p>	<p>comfortable</p> <p><i>Cave . . . rake . . . screwdriver</i>. [11]</p>
<p>1183</p> <p>備</p>	<p>equip</p> <p><i>Person . . . flowers . . . cliff . . . screwdriver</i>. In cases like this you can jumble up the primitive into any order that seems best for the composition of a story, provided you feel confident about the relative position that those primitives take to one another in the completed character. [12]</p>

Lesson 32

IN THIS LESSON WE pick up a few primitives of quantity to complement those we learned in LESSON 7, as well as some others related closely to elements learned earlier.

✱	salad
艹	The element for <i>flowers</i> joins with the long horizontal stroke beneath it to create the picture of a bowl of salad . [4]
1184	once upon a time
昔	<i>Salad . . . days</i> . This is the character with which Japanese fairy tales commonly begin. [8]
1185	confused
錯	<i>Metal . . . once upon a time</i> . [16]
1186	borrow
借	<i>Person . . . once upon a time</i> . [10]
1187	pity
惜	<i>State of mind . . . once upon a time</i> . The sense of the key word is that of a lost opportunity or bad turn of affairs, as in the phrase “What a pity! ” [11]
1188	set aside
措	<i>Fingers . . . once upon a time</i> . [11]

1189		scatter
散	<i>Salad . . . flesh . . taskmaster.</i> [12]	
1190		twenty
廿	The two <i>tens</i> joined at the bottom by a short line is actually the old character for twenty , which we might as well learn since we need its primitive form. It is written the same as <i>salad</i> , except for the shorter final stroke. [4]	
	一 十 廿 廿	
*		caverns
庝	The primitive for caverns differs from that for <i>cave</i> by the presence of the <i>twenty</i> , suggesting a maze of underground <i>caves</i> . [7]	
1191		commoner
庶	<i>Caverns . . . oven fire.</i> [11]	
1192		intercept
遮	<i>Commoner . . . road.</i> [14]	
1193		seat
席	<i>Caverns . . . towel.</i> [10]	
1194		degrees
度	This key word refers to a gradation of measurement, not to academic diplomas. Its primitives: <i>caverns . . . crotch.</i> [9]	

1195 渡	transit Water . . . degrees. [12]
* 弁	haystack The three <i>needles</i> stacked up give us a haystack (in which it may be harder to find the hay than the <i>needles</i>). In the rare case in which there is nothing underneath this element, as in the following frame, the last three strokes are written virtually the same as <i>two hands</i> —that is, the second stroke sweeps down slightly to the left. [5] 十 土 弁
1196 奔	bustle The hustle and bustle of this character is depicted by a <i>St. Bernard dog</i> and a <i>haystack</i> . [8]
1197 噴	erupt Mouth . . . haystack . . . clams. [15]
1198 墳	tomb Soil . . . haystack . . . clams. In order not to confuse this kanji with that for a <i>grave</i> (FRAME 231), something like the image of an Egyptian tomb should be adopted for its special connotations. [15]
1199 憤	aroused State of mind . . . haystack . . . clams. [15]

<p>★</p> <p>堯</p>	<p>straw man</p> <p>The two <i>human legs</i> added to the <i>haystack</i> (with the horizontal stroke to keep the two parts distinct from one another and avoid an ugly tangle) give us a straw man. [8]</p> <p>十 垚 堯</p>
<p>1200</p> <p>燒</p>	<p>bake</p> <p>Hearth . . . <i>straw man</i>. Take care to distinguish this kanji from <i>cook</i> (FRAME 468) and <i>burn</i> (FRAME 510) when you compose your story. [12]</p>
<p>1201</p> <p>曉</p>	<p>daybreak</p> <p>Sun . . . <i>straw man</i>. [12]</p>
<p>1202</p> <p>半</p>	<p>half</p> <p>Although the writing order is different, one can remember the appearance of this character by seeing it as a <i>little needle</i>—the kind used for splitting hairs in half. (Again, according to rule, <i>little</i> takes a stroke beneath it in order to be placed over an element that has no horizontal line at the top.) [5]</p> <p>丶 丿 𠄎 𠄎 半</p>
<p>1203</p> <p>伴</p>	<p>consort</p> <p>Person . . . <i>half</i>. [7]</p>
<p>1204</p> <p>畔</p>	<p>paddy ridge</p> <p>Rice field . . . <i>half</i>. The key word here refers to the ridges that rise up between the sections of a rice paddy. [10]</p>

1205		judgment
判	<i>Half . . . saber.</i> You might recall the famous judgment of King Solomon, who offered to slice a baby in two with a <i>saber</i> to give <i>half</i> to each of the mothers who claimed it as her own. [7]	
*		quarter
𠂔	This character simply splits the vertical stroke of a <i>half</i> in half once again, to get a quarter . In so doing, it spreads the split stroke out to form a sort of enclosure under which its main relative primitive will be placed. It can be used either in its substantive or verbal meaning. [6]	
	丿 𠂔 𠂔	
1206		ticket
券	<i>Quarter . . . dagger.</i> [8]	
1207		scroll
卷	<i>Quarter . . . snake.</i> The key word refers to a manuscript rolled up into a scroll , not to a <i>hanging scroll</i> (FRAME 407). [9]	
1208		sphere
圈	This key word refers to a realm or orbit, not to a ball. Its elements: <i>pent in . . . scroll.</i> [12]	
1209		victory
勝	<i>Moon . . . quarter . . . muscle.</i> [12]	

<p>1210 藤</p>	<p>wisteria <i>Flower . . . moon . . . quarter . . . rice grains.</i> [18]</p>
<p>1211 膳</p>	<p>facsimilie <i>Moon . . . quarter . . . words.</i> [17]</p>
<p>1212 片</p>	<p>one-sided This kanji is based on the pictograph of a tree with some branches going upwards and others hanging down, split right down the middle. When that picture's right side is isolated, it becomes the kanji for one-sided, in the sense of only one part of a whole. [4]</p> <p style="text-align: center;">) 丿 尸 片</p>
<p>1213 版</p>	<p>printing block Although this character also carries the sense of an “edition” of a publication, the elements, <i>one-sided</i> and <i>anti-</i>, more readily suggest its other meaning of a printing block. [8]</p>
<p>1214 之</p>	<p>of This character is now used chiefly in proper names, and is best learned as the character closest to the hiragana え, though in fact it has no relation to it. [3]</p> <p>* In order to give this kanji a more concrete meaning when it is used as a primitive element, think of it as referring to <i>building blocks</i> with the hiragana written on them, much the same as the A-B-C blocks you played with as a child.</p>

1215		destitution
乏	<i>Drop of . . . building blocks. [4]</i>	
1216		turf
芝	<i>Flowers . . . building blocks. [6]</i>	
1217		negative
不	<i>You may play with the primitives of this kanji as you wish (ceiling . . . person . . . a drop of), but you will probably find that its simplicity, and its frequency, make it easy to remember just as it is. [4]</i>	
	一 丿 丩 不	
1218		negate
否	<i>Negative . . . mouth. [7]</i>	
1219		cupfuls
杯	<i>Tree . . . negative. [8]</i>	

Lesson 33

WE TURN NOW TO the weapons that remain to be examined. To the *saber*, the *dagger*, and the *arrow*, we add three more primitives to complete the list: the *spear*, the *snare*, and the *slingshot*.

1220		dart
矢	When shot high into the <i>heavens</i> , the dart gets so small it looks like a mere <i>drop</i> . Although this character could as well mean “arrow,” it has no connection with the primitive of that meaning. Hence the new key word. [5]	
1221		rectify
矯	<i>Dart . . . angel</i> . Compare your stories for <i>correct</i> (FRAME 379), <i>revise</i> (FRAME 339), and <i>reformation</i> (FRAME 528). [17]	
1222		tribe
族	<i>Banner . . . dart</i> . [11]	
1223		know
知	<i>Dart . . . mouth</i> . [8]	
1224		wisdom
智	<i>Know . . . sun</i> . [12]	
1225		halberd
矛	The halberd ’s battle-ax head and long shaft are depicted here. Take care with the number and order of the strokes. [5]	

フ マ ヌ 予 矛

1226		tender
柔	<i>Halberd . . . tree.</i> [9]	
1227		task
務	<i>Halberd . . . taskmaster . . . muscle.</i> [11]	
1228		fog
霧	<i>Weather/rain . . . task.</i> [19]	
*		spear
𠂇	This weapon, which has the appearance of the long <i>saber</i> but is drawn slightly differently, depicts a spear . It appears only rarely—in this book, only twice, and both instances are given in the following frames. [2]	
1229		squad
班	<i>Spear . . . two balls.</i> [10]	
1230		homecoming
歸	<i>Spear . . . broom . . . apron.</i> The character for <i>lady</i> (FRAME 1151) shares the same right side as this character, which does not bode for a very happy homecoming . [10]	
1231		bow
弓	This character pictures the bent wooden bow . Later we will learn how to make the <i>bowstring</i> that goes with it (FRAME 1386).	

If you stretch this character out and see the indentation on the left as its handle, the pictography should be clearer. [3]

フ コ 弓

1232

pull

引

Bow . . . walking stick. [4]

1233

condolences

弔

A bow . . . wrapped around a walking stick. [4]

1234

vast

弘

Bow . . . elbow. [5]

1235

strong

強

Vast . . . insect. Note how the *elbow* of *vast* is shrunken and elevated to make room for the *insect* beneath. [11]

1236

weak

弱

Two bows . . . with ice on them. [10]

*

dollar sign

弗

Composed of two *walking sticks* running through a *bow*, this character is infrequent as a primitive, and yet easy to remember for what it looks like (which is also what the Japanese adopted it to mean in days gone by): the **dollar** sign, \$. When it is written under another element, the first vertical stroke is abbreviated to a short “tail” as the final stroke, and the second vertical stroke is cut off at the top. Examples follow in FRAMES 1239 and 1240. [5]

フ 𠂇 𠂈 𠂉 弗 弗

1237	see the
沸	<i>Water . . . dollar sign.</i> [8]
1238	expense
費	<i>Dollar sign . . . shells/money.</i> [12]
1239	No.
第	The key word No. is the abbreviation for “number.” Its elements: <i>bamboo . . . dollar sign.</i> [11]
1240	younger brother
弟	<i>Horns . . . dollar sign.</i> [7]
*	snare
𠂇	The simple snare composed of a piece of vine and a bent twig is depicted here as a sort of abbreviation of the <i>bow</i> , to which it is related. [2]
	一 𠂇
1241	adroit
巧	<i>Craft . . . snare.</i> [5]
1242	nickname
号	<i>Mouth . . . snare.</i> [5]

1243	decay
朽	<i>Tree . . . snare. Do not confuse with rot (FRAME 1023). [6]</i>
1244	boast
誇	<i>Words . . . St. Bernard dog . . . ceiling . . . snare. [13]</i>
1245	dirty
汚	<i>Water . . . spike . . . snare. Take care: the writing does not follow the order of the primitives exactly. [6]</i>
	汙 汙 汚
*	slingshot
与	<i>The slingshot differs from the snare by virtue of the first stroke, which you may take as the strip of rubber you pull back on, to make the slingshot sling. [2]</i>
	一 与
1246	bestow
与	<i>Slingshot . . . one. Later we shall learn the character for give (FRAME 1897). But already here we can take care to distinguish this key word from impart (FRAME 736) and grant (FRAME 1052). [3]</i>
	与 与
1247	copy
写	<i>Crown . . . bestow. [5]</i>

Lesson 34

ALTHOUGH WE still have a number of primitives left relating to human activities, we may at this point pick up what remain of those having to do specifically with people and parts of the human body.

1248	somebody
身	The key word somebody was chosen to convey the double meaning of this kanji: body and person. Its composition is based on the <i>nose</i> (which, you will recall, is also the kanji for <i>oneself</i>). The extension of the bottom and far right strokes of that element, together with the unusual diagonal stroke, forms the pictograph of somebody with a prominent paunch. [7]
	’ 丿 冂 冂 冂 身 身
1249	shoot
射	“I shot an arrow into the air, And it landed I know not where” goes the poem. (The poor poet obviously loses a lot of arrows.) This kanji, however, tells us where it did land. Its elements: <i>somebody</i> . . . <i>glued to</i> . [10]
1250	apologize
謝	<i>Words</i> . . . <i>shoot</i> . [17]
1251	old man
老	First, do not confuse this character with <i>venerable old man</i> (FRAME 786), which is far more rarely used. The character for an old man begins with an abbreviation of the character for <i>somebody</i> , the <i>nose</i> having been shortened into a simple criss-cross of lines. But there is another, simpler way to remember it all: the <i>soil</i> drawn first indicates that one has come close to the

age when “dust to dust” begins to take on a personal meaning; the diagonal *walking stick* for getting around; and the *spoon* for being spoon-fed. [6]

土 𠂇 老

* As a primitive, the meaning is the same, but the final two strokes are omitted so that they can be replaced with other elements: 𠂇.

1252

考

Old man . . . slingshot. Remember: you already have kanji for *discriminating* (FRAME 482), *deliberation* (FRAME 642), and *think* (FRAME 605). [6]

consider

1253

孝

Old man . . . child. [7]

filial piety

1254

教

Filial piety . . . taskmaster. [11]

teach

1255

拷

Fingers . . . consider. [9]

torture

1256

者

Old man . . . sun. This key word looks to be difficult because of its proximity to *somebody*, but in fact it is a very common kanji that will cause you no difficulty at all. At any rate, its meaning should be seen as the human referent for the abstract noun “something.” [8]

* As a primitive it means a *puppet-on-a-string*.

someone

1257 煮	<i>Puppet . . . oven fire.</i> [12]	boil
1258 著	<i>Flowers . . . puppet.</i> [11]	renowned
1259 署	<i>Eye . . . puppet.</i> [13]	signature
1260 暑	The key word refers to the heat of summer. Its elements: <i>sun . . . puppet.</i> [12]	sultry
1261 諸	<i>Words . . . puppet.</i> Do not confuse with <i>miscellaneous</i> (FRAME 562). [15]	various
1262 豬	<i>Pack of wild dogs . . . puppet.</i> [11]	boar
1263 渚	The strand referred to here is the stretch of land along a beach or shoreline. Its elements are: <i>water . . . puppet.</i> [11]	strand
1264 賭	<i>Shells/money . . . puppet.</i> [15]	gamble

<p>★</p> <p>夹</p>	<p>scissors</p> <p>This primitive is based on that for <i>husband</i>. The two extra strokes represent a pair of scissors he is carrying around. [6]</p> <p>一 丩 亠 夹</p>
<p>1265</p> <p>峡</p>	<p>gorge</p> <p><i>Mountain . . . scissors.</i> [9]</p>
<p>1266</p> <p>狭</p>	<p>cramped</p> <p><i>Pack of wild dogs . . . scissors.</i> [9]</p>
<p>1267</p> <p>挟</p>	<p>sandwiched</p> <p><i>Fingers . . . scissors.</i> Do not confuse with the kanji for <i>pinch</i> (FRAME 657). [9]</p>
<p>★</p> <p>自</p>	<p>maestro</p> <p>To go with this primitive meaning, you might picture a tuxedo-clad maestro waving his baton about wildly. The baton is seen in the <i>drop</i> at the top. And the two boxes attached to the long vertical stroke may represent his tuxedo tails, if you wish. [6]</p> <p>丿 丨 卩 卩 自 自</p>
<p>1268</p> <p>追</p>	<p>chase</p> <p><i>Maestro . . . road.</i> [9]</p>

1269		expert
師	<i>Maestro . . . ceiling . . . towel.</i> [10]	
1270		commander
帥	<i>Maestro . . . towel.</i> [9]	
1271		bureaucrat
官	By replacing the <i>maestro's</i> baton (the <i>drop</i>) with the roof of a <i>house</i> , we have his equivalent in the institutional world of big government: the bureaucrat . [8]	
1272		coffin
棺	<i>Wood . . . official.</i> [12]	
1273		pipe
管	<i>Bamboo . . . official.</i> [14]	
1274		father
父	The kindness and hard work of the ideal father is seen in this abbreviation of the <i>taskmaster</i> that leaves off his rod or whip (the first stroke) and replaces it with the sweat of the father's brow (the two <i>drops</i> at the top). [4]	
	ノ ハ 夕 父	
1275		mingle
交	<i>Top hat . . . father.</i> [6]	

1276		merit
効	<i>Mingle . . . power.</i> Note the distinct connotations that separate merit from <i>achievement</i> (FRAME 863). [8]	
1277		contrast
較	<i>Cars . . . mingle.</i> [13]	
1278		exam
校	<i>Tree . . . mingle.</i> [10]	
1279		leg
足	<i>Mouth . . . mending.</i> Note that the last stroke of <i>mouth</i> and the first of <i>mending</i> overlap. [7] * As a primitive on the left, it is amended to 𠂇. Its meaning remains <i>leg</i> , but should be thought of as a <i>wooden leg</i> in order to avoid confusion with other similar elements, namely <i>human legs</i> , <i>animal legs</i> , and <i>walking legs</i> .	
1280		stimulate
促	<i>Person . . . leg.</i> [9]	
1281		long-distance
距	<i>Wooden leg . . . gigantic.</i> [12]	
1282		path
路	<i>Wooden leg . . . each.</i> [13]	

1283		dew
露	<i>Rain . . . path.</i> [21]	
1284		hop
跳	<i>Wooden leg . . . portent.</i> [13]	
1285		leap
躍	<i>Wooden leg . . . feathers . . . turkey.</i> [21]	
1286		tread
踐	<i>Wooden leg . . . parade float.</i> [13]	
1287		step
踏	The meaning of this character is virtually identical with that of the last frame. Be sure to come up with distinct connotations suggested by phrases in which each is commonly used. <i>Wooden leg . . . water . . . sun.</i> [15]	
1288		skeleton
骨	This kanji and primitive refers to the <i>part of the body</i> composed of the bones and their joints. The top part of the kanji, terminating in the element for <i>crown</i> , is a pictograph of a bone joint. I leave it to you to put the pieces together, so to speak. [10]	
	一 冂 冂 冂 冂 骨	
1289		slippery
滑	<i>Water . . . skeleton.</i> [13]	

1290		marrow
髓	<i>Skeleton . . . possess . . . road.</i> [19]	
*		jawbone
𠩺	The meaning of this primitive is taken from the combination of “the joint” above and the <i>mouth</i> in the <i>cowl</i> below. [9]	
	𠩺 𠩺 𠩺 𠩺 𠩺 𠩺 𠩺	
1291		calamity
禍	<i>Altar . . . jawbone.</i> [13]	
1292		whirlpool
渦	<i>Water . . . jawbone.</i> [12]	
1293		overdo
過	<i>Jawbone . . . road.</i> [12]	

Lesson 35

THE NEXT GROUP OF primitives we shall consider has to do with topography and exhausts the list of those remaining in that category.

* 阝	<p style="text-align: right;">pinnacle</p> <p>This key word has been chosen because of its connotation of “the highest point,” thereby suggesting the image of the highest point in a village, that is, a hill or mountain on which sacred or festive events take place. If you have a clear image of the Athenian acropolis, you might use it to express this element for a pinnacle. Note that this primitive appears only on the left. On the right, as we shall see later, the same form takes a different meaning. [3]</p> <p style="text-align: center;">ㄇ ㄋ 阝</p>
1294 阪	<p style="text-align: right;">Heights</p> <p>This character is used for proper names, much as the English word “Heights” is. Its primitives: <i>pinnacle . . . anti-</i>. [7]</p>
1295 阿	<p style="text-align: right;">Africa</p> <p>This kanji, an abbreviation for Africa, is now used chiefly for its sound, “a,” not unlike the kanji for <i>Italy</i> and the sound “i” that we met earlier (FRAME 1161). Its composite elements are: <i>pinnacles . . . can</i>. [8]</p>
1296 際	<p style="text-align: right;">occasion</p> <p><i>Pinnacle . . . ritual</i>. [14]</p>

1297		hinder
障	<i>Pinnacle . . . badge.</i> [14]	
1298		follow
随	<i>Pinnacle . . . possess . . . road.</i> [12]	
1299		auxiliary
陪	<i>Pinnacle . . . muzzle.</i> [11]	
1300		sunshine
陽	Different from the primitive for <i>sun</i> (which figures in the character) and the kanji for <i>ray</i> (FRAME 119), the key word sunshine is meant to convey the meaning of the masculine principle in nature, or “Yang.” (The dark is viewed mythically as the feminine principle; see FRAME 1592.) From there it comes to mean <i>sun</i> also. The elements are: <i>pinnacle . . . piggy bank.</i> [12]	
1301		line up
陳	<i>Pinnacle . . . east.</i> [11]	
1302		ward off
防	<i>Pinnacle . . . compass.</i> [7]	
1303		affixed
附	<i>Pinnacle . . . adhere.</i> [8]	

1304		Inst.
院	This key word, the abbreviation for Institution , represents the use of that word as a suffix affixed to certain buildings and organizations. Its primitive elements: <i>pinnacle . . . perfect</i> . [10]	
1305		camp
陣	<i>Pinnacle . . . car</i> . [10]	
1306		regiment
隊	<i>Pinnacle . . . animal horns . . . sow</i> . [12]	
1307		crash
墜	<i>Regiment . . . ground</i> . [15]	
1308		descend
降	<i>Pinnacle . . . walking legs . . . sunglasses with a lens popped out</i> . Distinguish from <i>fall</i> (FRAME 299) and <i>crash</i> , which we considered in the previous frame. [10]	
1309		story
階	The story of this character refers to floors in a building. The elements: <i>pinnacle . . . all</i> . [12]	
1310		highness
陛	This key word indicates a title of address to royalty. Its elements: <i>pinnacle . . . compare . . . ground</i> . [10]	

1311		neighboring
隣	<i>Pinnacle . . . rice . . . sunglasses.</i> [16]	
1312		isolate
隔	<i>Pinnacle . . . ceiling . . . mouth . . . glass canopy . . . human legs . . . spike.</i> You might want to compare the kanji for <i>dissolve</i> (FRAME 1044). [13]	
1313		conceal
隠	<i>Pinnacle . . . vulture . . . broom . . . heart.</i> Compare the elements at the right to the kanji for <i>calm</i> (FRAME 1147). [14]	
1314		degenerate
墮	<i>Pinnacle . . . possess . . . ground.</i> [12]	
1315		collapse
陥	<i>Pinnacle . . . bound up . . . olden times.</i> [10]	
1316		hole
穴	<i>House . . . eight.</i> [5] * As a primitive, this kanji uses an alternate form: the primitive for <i>eight</i> is replaced with that for <i>human legs</i> .	
1317		empty
空	<i>Hole . . . craft.</i> [8]	

1318 控 <i>Fingers . . . empty.</i> [11]	withdraw
1319 突 <i>Hole . . . St. Bernard dog.</i> [8]	stab
1320 究 <i>Hole . . . baseball.</i> [7]	research
1321 窒 <i>Hole . . . room.</i> [11]	plug up
1322 窃 <i>Hole . . . cut.</i> [9]	stealth
1323 窪 <i>Hole . . . water . . . ivy.</i> The depression referred to here is a sunken place in the ground, rather than in one's spirits. [14]	depression
1324 搾 <i>Fingers . . . hole . . . saw.</i> [13]	squeeze
1325 窯 <i>Hole . . . sheep . . . oven fire.</i> [15]	kiln

1326	窮	hard up <i>Hole . . . somebody . . . bow.</i> [15]
*	𠂇	paper punch This primitive simply discards the first stroke of that for <i>hole</i> to become a paper punch . When found at the top of its relative primitive, it undergoes the same change, the <i>eight</i> becoming <i>human legs</i> (see FRAME 1316). [4]
1327	探	grope <i>Fingers . . . paper punch . . . tree.</i> [11]
1328	深	deep <i>Water . . . paper punch . . . tree.</i> [11]
1329	丘	hill Since this supposedly pictographic representation of a hill looks like anything but, picture a row of <i>axes</i> driven into the ground up to their heads, and see if that doesn't present a more memorable image of hill —at least a riskier one sliding down! [5]
1330	岳	Point Think of the key word as referring to proper names of mountains, but do not confuse with <i>mountain peak</i> (FRAME 773). The elements are: <i>hill . . . mountain.</i> [8]
1331	兵	soldier <i>Hill . . . animal legs.</i> [7]

1332

seacoast

浜

Water . . . soldier. [10]

Lesson 36

THE PRIMITIVE FOR *thread* is one of the most common in all the kanji. This means that you are likely to be putting it where it doesn't belong and forgetting to include it where it does—all the more reason to give it a vivid image each time. Fortunately, nearly all the thread-related kanji to be covered in this book will appear in this lesson, so you can learn them all at once.

1333

thread

糸

Remember when your granny used to ask you to bend your arms at the *elbows* and hold them out so that she could use them like a rack to hold a skein of string or yarn (here **thread**) while she rolled it up into a *little* ball? Now can you see the two *elbows* (with the second stroke doubling up) at the top, and the character for *little* below? [6]

𠂇 𠂈 𠂉 𠂊 𠂋 糸

1334

weave

織

Thread . . . kazoo. [18]

1335

darning

繕

Thread . . . virtuous. [18]

1336 縮 <i>Thread . . . inn. [17]</i>	shrink
1337 繁 <i>Cleverness . . . thread. [16]</i>	luxuriant
1338 縦 <i>Thread . . . accompany. [16]</i>	vertical
1339 線 <i>Thread . . . spring. [15]</i>	line
1340 締 <i>Thread . . . sovereign. [15]</i>	tighten
1341 維 <i>Thread . . . turkey. [14]</i>	fiber
1342 羅 <i>Eye . . . fiber. [19]</i>	gauze
1343 練 <i>Thread . . . east. [14]</i>	practice

1344 緒	thong <i>Thread . . . puppet.</i> Although we usually think of a thong as coming at the end of a piece of string, this character's meaning allows for it to come at the beginning as well. [14]
1345 統	continue <i>Thread . . . sell.</i> [13]
1346 繪	picture <i>Thread . . . meeting.</i> [12]
1347 統	overall <i>Thread . . . allot.</i> [12]
1348 絞	strangle <i>Thread . . . mingle.</i> [12]
1349 給	salary <i>Thread . . . fit.</i> [12]
1350 絡	entwine <i>Thread . . . each.</i> [12]
1351 結	tie <i>Thread . . . aerosol can.</i> [12]

1352		end
終	<i>Thread . . . winter.</i> [11]	
1353		class
級	<i>Threads . . . outstretched hands.</i> [9]	
1354		chronicle
紀	<i>Thread . . . snake.</i> [9]	
1355		crimson
紅	<i>Thread . . . craft.</i> [9]	
1356		settlement
納	<i>Thread . . . inside.</i> [10]	
1357		spinning
紡	For the kanji that means the <i>spinning</i> of <i>thread</i> and other fibers we have the elements: <i>thread . . . compass.</i> [10]	
1358		distract
紛	<i>Thread . . . part.</i> [10]	
1359		introduce
紹	<i>Thread . . . seduce.</i> [11]	

1360		sūtra
経	<i>Thread . . . spool.</i> [11]	
1361		sire
紳	<i>Thread . . . monkey.</i> [11]	
1362		promise
約	Consider for a moment the etymology of the word “ promise ” in order to notice its roots in the activity of putting one thing (e.g., one’s word of honor) in place of another (e.g., the fulfillment of a task). For as it turns out, this character also means “to abridge, economize, and abbreviate”—all activities that involve putting one thing in place of another. With that in mind, we may now work with the elements: <i>thread . . . ladle.</i> [9]	
1363		dainty
細	<i>Thread . . . brains.</i> [11]	
1364		accumulate
累	<i>Rice field . . . threads.</i> Make use of the position of the elements to distinguish this kanji from that of the previous frame. [11]	
1365		cord
索	<i>Needle . . . a crown . . . thread.</i> [10]	
1366		general
総	This kanji, meaning universal or widespread, is composed of three elements: <i>thread . . . public . . . heart.</i> [14]	

1367		cotton
綿	<i>Thread . . . white . . . towels.</i> [14]	
1368		silk
絹	<i>Thread . . . mouth . . . flesh.</i> [13]	
1369		winding
繰	<i>Thread . . . goods . . . tree.</i> [19]	
1370		inherit
継	<i>Thread . . . rice . . . fishhook. Compare FRAME 1136.</i> [13]	
1371		green
緑	<i>Thread . . . broom . . . rice grains.</i> [14]	
1372		affinity
縁	<i>Thread . . . broom . . . sow.</i> [15]	
1373		netting
網	<i>Thread . . . glass canopy . . . animal horns . . . perish.</i> [14]	
1374		tense
緊	<i>Slave . . . crotch . . . thread.</i> [15]	

1375 紫	Footprint . . . spoon . . . thread. [12]	purple
1376 縛	Threads . . . acupuncturist. [16]	truss
1377 繩	Thread . . . eels. [15]	straw rope
* 𠄎	The two triangular shapes here and their final stroke are intended as a pictograph of a cocoon , spun in circles and tied up at the end. It is like the character for <i>thread</i> , except that the silkworm's actual product has not yet emerged clearly at the bottom. [3] 𠄎 𠄎 𠄎	COCOON
1378 幼	Cocoon . . . muscle. [5]	infancy
1379 後	Line . . . cocoon . . . walking legs. [9]	behind
1380 幽	Two cocoons . . . mountain. Observe how the two vertical strokes of <i>the mountain</i> are extended upwards to serve as a kind of enclosure. [9]	faint

纟 纆 纉 纊 纋	
1381 幾 纟 纆 纉 纊 纋	how many <i>Two cocoons . . . person . . . fiesta.</i> [12] * As a primitive, this kanji will mean an <i>abacus</i> , the bead-instrument used in the Orient to calculate <i>how many</i> .
1382 機	mechanism <i>Tree . . . abacus.</i> [16]
1383 玄	mysterious <i>Top hat . . . cocoon.</i> [5]
1384 畜	livestock <i>Mysterious . . . rice field.</i> [10]
1385 蓄	amass <i>Flowers . . . livestock.</i> [13]
1386 弦	bowstring <i>Bow . . . mysterious.</i> [8]
1387 擁	hug <i>Fingers . . . mysterious . . . turkey.</i> Note that the <i>top hat</i> is extended across both elements, though it belongs only to the

cocoon. This means that you may either use *mysterious*—as we did here—or take the three elements separately. [16]

1388

滋

nourishing

Fingers . . . double-mysterious. Note the doubling up of the element for *top hat* in the primitive for *mysterious* and assign it a special image, as it will come up in the next two frames. [12]

1389

慈

mercy

Double-*mysterious* . . . *heart*. [13]

1390

磁

magnet

Stone . . . double-*mysterious*. [14]

1391

系

lineage

The single stroke added to the beginning of the primitive for *thread* gives the image of threads woven into a single cord. Hence the meaning, **lineage**. [7]

* As a primitive, we shall give this kanji the meaning of *yarn*, as the uniting of many threads into a single strand is most obvious with *yarn*.

1392

係

person in charge

Person . . . *yarn*. [9]

1393

孫

grandchild

Child . . . *yarn*. [10]

1394	suspend
懸 <i>Prefecture . . . yarn . . . heart.</i> [20]	

Lesson 37

EARLIER WE CREATED an image for *seal* (FRAME 156). Here we come to a set of primitives based on the shape of a seal and deriving their meanings from the notion of stamping or sealing.

*	stamp
卩 This character is a kind of pictograph of a stamp that may best be imagined as a postage stamp to distinguish it from other stamp-like things to come up later. [2]	
丿 卩	
1395	instead
却 <i>Gone . . . stamp.</i> [7]	
1396	shins
脚 <i>Part of the body . . . instead.</i> This character has more or less the same meaning as that for <i>legs</i> learned back in FRAME 1279. It can also indicate the part of the legs from the shins down, which explains the choice of the key word. [11]	

<p>1397</p> <p>卸</p>	<p>wholesale</p> <p>The left primitive is a union of <i>a horse</i> and <i>footprint</i>. To the right, the <i>stamp</i>. [9]</p> <p>午 午 缶 卸</p>
<p>1398</p> <p>御</p>	<p>honorable</p> <p><i>Line . . . wholesale</i>. [12]</p>
<p>1399</p> <p>服</p>	<p>clothing</p> <p><i>Flesh . . . stamp . . . crotch</i>. Note how the <i>stamp</i> is stretched out here. [8]</p>
<p>1400</p> <p>命</p>	<p>fate</p> <p>This character connotes life in general, but also the particular life that is fated one by virtue of the distinctive character with which one is born. Its elements are: <i>fit</i> . . . <i>stamp</i>. The bottom portion of <i>fit</i> is nudged to the left in order to make room for the <i>stamp</i>. [8]</p>
<p>*</p> <p>卩</p>	<p>chop-seal</p> <p>The chop-seal is the engraved piece of wood or stone used in the Orient to certify documents. Unlike the <i>stamp</i>, the top stroke here reaches a good distance to the left of its vertical stroke. When it appears at the top of another primitive, it is abbreviated to 𠄎. [2]</p> <p>𠄎 卩</p>

1401		orders
令	<i>Meeting . . . chop-seal. [5]</i>	
1402		zero
零	<i>Rain . . . orders. [12]</i>	
1403		age
齡	<i>This character is used to express the years of one's age. Its elements: teeth . . . orders. [17]</i>	
1404		cool
冷	<i>Ice . . . orders. [7]</i>	
1405		jurisdiction
領	<i>Orders . . . head. [14]</i>	
1406		small bell
鈴	<i>Gold . . . orders. [13]</i>	
1407		courage
勇	<i>Chop-seal . . . male. [9]</i>	
1408		traffic
通	<i>Chop-seal . . . utilize . . . road. By combining the first two primitives into a single image, you will be able to use that image in a few instances later, one of which comes immediately. [10]</i>	

1409		jump
躡	<i>Wooden leg . . . chop-seal . . . utilize. [14]</i>	
1410		doubt
疑	<i>Spoon . . . dart . . . chop-seal . . . zoo. [14]</i>	
1411		mimic
擬	<i>Fingers . . . doubt. [17]</i>	
1412		congeal
凝	<i>Ice . . . doubt. [16]</i>	
*		fingerprint
𠄎	The primitive for finger print is like that for <i>stamp</i> except that the second stroke bends back towards the right, like an arm. [2]	
	𠄎 𠄎	
1413		pattern
範	<i>Bamboo . . . car . . . fingerprint. [15]</i>	
1414		crime
犯	<i>Wild dogs . . . fingerprint. [5]</i>	
1415		unlucky
厄	<i>Cliff . . . fingerprint. [4]</i>	

1416		dangerous
危	<i>Bound up . . . unlucky.</i> [6]	
*		mailbox
夕	<i>Evening . . . fingerprint.</i> [5]	
1417		address
宛	<i>House . . . mailbox.</i> [8]	
1418		arm
腕	<i>Part of the body . . . mailbox.</i> [12]	
1419		garden
苑	<i>Flowers . . . mailbox.</i> [8]	
1420		grudge
怨	<i>Mailbox . . . heart.</i> [9]	
*		receipt
収	This primitive element is actually the mirror-image of that for <i>stamp</i> , but since Japanese does not permit a stroke to go to the left and bottom in one swoop, the visual similarity is not perfectly clear. If you play with the idea with pen and paper, its logic will become obvious. [3]	
		

1421		willow
柳	<i>Tree . . . receipt . . . stamp.</i> [9]	
1422		egg
卵	<i>Receipt . . . stamp . . . and a drop in each side to represent a little smear of egg yoke. The third stroke is drawn slightly higher to close the egg up tightly and keep the yoke inside.</i> [7]	
1423		detain
留	<i>Receipt . . . dagger . . . rice field.</i> [10]	
1424		trade
貿	<i>Receipt . . . dagger . . . shells.</i> Though the meanings are related, do not confuse with <i>make a deal</i> (FRAME 439) or <i>wholesale</i> (FRAME 1397). [12]	
*		staples
𠄎	This primitive represents a number of small staples , like the kind commonly used in an office and at school. [4]	
	丿 丨 𠄎 𠄎	
1425		stamp
印	At last we come to the general character meaning stamp . Its elements: <i>staples . . . stamp.</i> [6]	
1426		entertain
興	Let this character represent a wheel of fortune that has been tampered with. On both sides you see the <i>staples</i> separating	

one number's slot from the next, and between them the character for the *same*—indicating that it has been fixed to repeat the *same* number. Beneath is the primitive for a *tool*, which refers to the wheel itself. All together, a fitting symbol for **entertainment**, especially if you are the owner of the wheel. [16]

Lesson 38

THE NEXT CLUSTER OF KANJI has to do with primitives related to the activities of eating and drinking.

1427

sign of the bird

酉

Though we shall later encounter the kanji for *bird*, we introduce this one for the tenth sign of the zodiac mainly because of its use as a primitive, where it has a different meaning. [7]

一 一 一 一 酉 酉 酉

* As a primitive, it means *whiskey bottle*. In its pictograph, you can see the loosely corked lid, the bottle and the contents (about one-third full). You might also hink of the Spanish “porrón,” a decanter shaped like a long-necked bird.

1428

saké

酒

Water . . . whiskey bottle. [10]

1429


bartending

酌

Whiskey bottle . . . ladle. [10]

1430 酵	Whiskey bottle . . . filial piety. [14]	fermentation
1431 酷	Whiskey bottle . . . revelation. [14]	cruel
1432 酬	Whiskey bottle . . . state. [13]	repay
1433 酪	Whiskey bottle . . . each. [13]	dairy products
1434 酢	Whiskey bottle . . . saw. [12]	vinegar
1435 醉	Whiskey bottle . . . baseball . . . needle. [11]	drunk
1436 配	Whisky bottle . . . snake. [10]	distribute
1437 酸	Whiskey bottle . . . license . . . walking legs. [14]	acid

1438		waver
猶	<i>Wild dogs . . . animal horns . . . whiskey bottle.</i> [12]	
1439		revered
尊	<i>Animal horns . . . whiskey bottle . . . glue.</i> [12]	
1440		beans
豆	This kanji depicts a pot of beans , although it looks more like a table on which the pot is resting. [7]	
	一 口 豆 豆	
	* As a primitive, this kanji will mean <i>table</i> .	
1441		head
頭	Here we meet at last the full kanji on which the primitive for head is based. The elements: <i>table . . . head</i> . [16]	
1442		short
短	<i>Dart . . . table.</i> [12]	
1443		bountiful
豊	<i>Bend . . . table.</i> Think of a bountiful harvest, and you will not be far from the meaning of this character. [13]	
*		drum
壹	The element meaning drum shows a <i>samurai</i> over a <i>table</i> . The top stroke of the <i>table</i> is appears to be missing, but actually it	

	has simply doubled up with the final stroke of the element for <i>samurai</i> . [9]	
1444	鼓	drum The full kanji for the <i>drum</i> adds a <i>branch</i> , apparently to serve as a drumstick , to the primitive for <i>drum</i> . [13]
1445	喜	rejoice <i>Drum . . . mouth</i> . [12]
1446	樹	timber-trees <i>Trees . . . drum . . . glue</i> . [16]
1447	皿	dish The kanji for a dish is, clearly, the pictograph of a painted or carved bowl, seen from the side. [5] 
1448	血	blood The <i>drop</i> in the <i>dish</i> is blood . It is similar to the <i>drop</i> we saw earlier on the <i>dagger</i> in the character for <i>blade</i> (FRAME 84). [6]
1449	盆	basin <i>Part . . . dish</i> . [9]
1450	盟	alliance <i>Bright . . . dish</i> . [13]

1451		steal
盜	<i>Next . . . dish. [11]</i>	
1452		warm
溫	<i>Water . . . sun . . . dish. [12]</i>	
1453		oversee
監	<i>Slaves . . . reclining . . . floor/one . . . dish. [15]</i>	
1454		overflow
濫	<i>Water . . . oversee. [18]</i>	
1455		specimen
鑑	<i>Metal . . . oversee. [23]</i>	
1456		fierce
猛	<i>Wild dogs . . . child . . . dish. [11]</i>	
1457		boom
盛	<i>Here boom refers to something that is popular and prospering. Its elements: turn into . . . dish. [11]</i>	
1458		salt
塩	<i>Ground . . . reclining . . . mouth . . . dish. [13]</i>	

<p>★</p> <p>良</p>	<p style="text-align: right;">silver</p> <p>We give this element the meaning of silver from the kanji in the following frame. Both the original pictographic representation and the primitive elements that make it up are more trouble to hunt out than they are worth. It is best simply to learn it as is. In doing so, take careful note of the stroke order, and also the fact that when this element appears on the left, the penultimate stroke is omitted, giving us simply 𠄎. [6]</p> <p style="text-align: center;">ㄣ ㄣ ㄣ 𠄎 𠄎 良</p>
<p>1459</p> <p>銀</p>	<p style="text-align: right;">silver</p> <p><i>Metal . . . silver.</i> [14]</p> <p style="text-align: center;">金 銀</p>
<p>1460</p> <p>恨</p>	<p style="text-align: right;">resentment</p> <p><i>State of mind . . . silver.</i> [9]</p>
<p>1461</p> <p>根</p>	<p style="text-align: right;">root</p> <p><i>Tree . . . silver.</i> [10]</p>
<p>1462</p> <p>即</p>	<p style="text-align: right;">instant</p> <p><i>Silver . . . stamp.</i> [7]</p>
<p>1463</p> <p>爵</p>	<p style="text-align: right;">baron</p> <p><i>Vulture . . . eye . . . silver . . . glue.</i> [17]</p>

1464		node
節	<i>Bamboo . . . instant.</i> [13]	
1465		retreat
退	<i>Road . . . silver.</i> [9]	
1466		limit
限	<i>Pinnacle . . . silver.</i> [9]	
1467		eyeball
眼	<i>Eye . . . silver.</i> [11]	
1468		good
良	<i>Drop of . . . silver.</i> [7] * As a primitive, use the image of a saint's <i>halo</i> . As with <i>silver</i> , when this element is drawn on the left, the penultimate stroke is omitted, giving us 良.	
1469		melodious
朗	<i>Halo . . . moon.</i> [10]	
1470		wandering
浪	<i>Water . . . halo.</i> [10]	
1471		daughter
娘	<i>Woman . . . halo.</i> [10]	

1472		eat
食	The obvious elements are <i>halo</i> and <i>umbrella</i> , and they should do well enough. But you might also try breaking the <i>halo</i> down into <i>drop</i> and <i>silver</i> , which would give you “silverware,” an additional primitive meaning that could come in useful later on. [9]	
	* As a primitive, this kanji can mean either <i>eating</i> or <i>food</i> . As was the case with <i>silver</i> , when situated on the left the final two strokes of this element are abbreviated into one.	
1473		meal
飯	<i>Food . . . anti-</i> . [12]	
1474		drink
飲	<i>Food . . . yawn</i> . [12]	
1475		hungry
飢	<i>Food . . . wind</i> . [10]	
1476		starve
餓	<i>Food . . . ego</i> . [15]	
1477		decorate
飾	<i>Food . . . reclining . . . towel</i> . [13]	
1478		Bldg.
館	The abbreviation of Building suggests that this kanji is used in proper names, as indeed it often is. Keep your connotation dis-	

	tinct from <i>Inst.</i> (FRAME 1304) when working with the elements: <i>food . . . bureaucrat.</i> [16]
1479 養	foster <i>Sheep . . . food.</i> The key word has the sense of promoting the development of something, especially in a psychological or spiritual sense. [13]
1480 飽	sated <i>Eat . . . wrap.</i> [13]
* 𠄎	waitress If you draw this character once, you will see that its first three strokes resemble the form for <i>receipt</i> (except that the second stroke ends more parallel to the first), with its last stroke stretched to form the first of the two <i>human legs</i> . From this we give it its meaning of a <i>waitress</i> (who should not be confused with the <i>waiter</i> back in FRAME 976). [4] 一 二 𠄎 𠄎
1481 既	previously <i>Silver . . . waitress.</i> Do not confuse this kanji's key word with <i>before</i> (FRAME 248). [10]
1482 概	outline <i>Roots . . . waitress.</i> Note that the kanji meaning of the two primitives to the right is not used here because we shall later meet a primitive meaning <i>beforehand</i> and want to preempt any confusion. The same holds true in the following frame. [14]

1483

rue

慨

Regret . . . waitress. [13]

Lesson 39

A NUMBER OF PRIMITIVES relating to plant life remain to be considered, and we shall devote the next two pages to doing so. In the following pages, as indeed in the rest of the book, we shall meet several elements whose use is quite limited. Nevertheless, it is better to learn them as primitives both in order to acquaint yourself better with the way the Japanese writing system repeats certain combinations of elements, and in order later to facilitate the learning of characters outside the compass of these pages.

1484

even

平

This character is easiest remembered as a pictograph of a water lily floating on the surface of the water, which gives it its meaning of *even*. The fourth stroke represents the calm, smooth surface of a pond, and the final stroke the long stem of the plant reaching underwater. [5]

一 ㇇ ㇈ ㇉ 平

* As a primitive, this kanji can keep its pictographic meaning of a *water lily*.

1485

call

呼

Mouth . . . water lily. Note: this is the one time that the “stem” has a barb at the end. Work this fact into your story. [8]

1486		two-mat area
坪	This kanji belongs to an old Japanese system of measurement and indicates an area of about 36 square feet, or the area taken up by two tatami mats . Its elements: <i>ground . . . water lily</i> . [8]	
1487		evaluate
評	<i>Words . . . water lily</i> . [12]	
*		sheaf
刈	These two strokes are a crude drawing of a bundle of stalks bound together into a sheaf . [2]	
	ノ 刈	
1488		reap
刈	<i>Sheaf . . . saber</i> . [4]	
1489		hope
希	<i>Sheaf . . . linen</i> . [7]	
1490		villain
凶	<i>Sheaf . . . shovel</i> . [4]	
	冂 凶	
1491		bosom
胸	<i>Part of the body . . . bound up . . . villain</i> . [10]	

1492	離	detach
		<i>Top hat . . . villain . . . belt . . . elbow . . . turkey.</i> This is potentially one of the most difficult characters to remember. Tackle it positively and let the image “sink in” by carrying it around with you today and calling it up in your spare moments. [18]
1493	殺	kill
		<i>Sheaf . . . tree . . . missile.</i> [10]
*	屯	earthworm
		<i>Drop of . . . shovel . . . fishhook.</i> [4] 一 匚 凵 屯
1494	純	genuine
		<i>Thread . . . earthworm.</i> [10]
1495	鈍	dull
		<i>Metal . . . earthworm.</i> [12]
1496	辛	spicy
		This character pictures food whose taste is so hot and spicy that it makes the hairs on your body <i>stand</i> up as straight as <i>needles</i> . [7] * As a primitive, we shall use this meaning of <i>spicy</i> , except when the two extra strokes are added to the bottom, giving it the form of a tree: 𣎵. Then we take its alternate meaning of a <i>red pepper</i> plant. The connection is obvious.

1497		resign
辞	<i>Tongue . . . spicy.</i> [13]	
1498		catalpa
梓	<i>Tree . . . spicy.</i> [11]	
1499		superintend
宰	<i>House . . . spicy.</i> [10]	
*		ketchup
辟	One way American children learn to cope with food they are forced to eat against their will is to smother it with ketchup . We can see this depicted in the <i>mouth</i> with the <i>flag</i> over it (in this case, the Stars and Stripes), set alongside the element for <i>spicy</i> (all of which is not far removed from the original meaning it had as a character on its own: “false”). [13]	
	尸 居 辟	
1500		wall
壁	<i>Ketchup . . . ground.</i> [16]	
1501		evade
避	<i>Ketchup . . . road.</i> [16]	
1502		new
新	<i>Red pepper . . . ax.</i> [13]	

1503 薪	firewood <i>Flowers . . . new.</i> [16]
1504 親	parent <i>Red pepper . . . see.</i> [16]
1505 幸	happiness Simply by turning the dot at the top of the last primitive into a cross shape, we move from things bitter and <i>spicy</i> to things happy . [8]
1506 執	tenacious <i>Happiness . . . fat man.</i> [11]
1507 報	report <i>Happiness . . . stamp . . . crotch.</i> Compare FRAME 1399. [12]
* 𠂇	cornucopia Considering the lack of circular lines, this kanji is not a bad pictograph of a cornucopia . Despite the appearance of the printed form, what looks like the first two strokes are actually written as one. [2] L 𠂇
1508 叫	shout <i>Mouth . . . cornucopia.</i> [5]

1509		twist
糾	<i>Thread . . . cornucopia.</i> [8]	
1510		income
収	<i>Cornucopia . . . crotch.</i> Keep distinct from both <i>fare</i> (FRAME 1004) and <i>salary</i> (FRAME 1349). [4]	
1511		lowly
卑	<i>A drop of . . . brains . . . cornucopia.</i> [8]	
1512		tombstone
碑	<i>Rock . . . lowly.</i> [13]	
*		rice seedling
𪗇	As we mentioned back in FRAME 234, rice seedlings get an element all their own: <i>soil</i> and <i>man legs</i> becomes an ideograph of the spikelets of rice bunched together for implanting in the muddy soil of the paddy. [5]	
1513		land
陸	The sense of land carried by this kanji is distinct from <i>soil</i> (FRAME 150) and <i>ground</i> (FRAME 515) in that it is meant to represent land seen from a distance, that is, <i>land</i> as opposed to “water.” Its elements: <i>pinnacle . . . rice seedlings . . . ground.</i> [11]	
1514		intimate
睦	<i>Eye . . . rice seedlings . . . ground.</i> [13]	

1515	勢	forces
		<i>Rice seedlings . . . ground . . . fat man . . . muscle.</i> [13]
1516	熱	heat
		<i>Rice seedlings . . . ground . . . fat man . . . oven fire.</i> [15]
1517	菱	diamond
		Named after a diamond -shaped flower (the water caltrop), this key word refers to things shaped like a diamond . Its elements: <i>flower . . . rice seedlings . . . walking legs.</i> [11]
1518	陵	mausoleum
		<i>Pinnacle . . . rice seedlings . . . walking legs.</i> [11]
1519	亥	sign of the hog
		This kanji is the 12th sign of the Chinese zodiac: the sign of the hog . It is best learned by thinking of an acorn-eating hog in connection with the primitive meaning given below. [6]
		一 十 夕 亥 亥
		* The <i>top hat</i> represents the external shape of the <i>acorn</i> , and the unusual but easily written complex of strokes beneath it (which you might also see as distortions of an <i>elbow</i> and <i>person</i>) stands for the mysterious secret whereby the <i>acorn</i> contains the oak tree in a nutshell.
1520	核	nucleus
		<i>Tree . . . acorn.</i> [10]

1521		engrave
刻	<i>Acorn . . . saber.</i> [8]	
1522		above-stated
該	<i>Words . . . acorn.</i> [13]	
1523		censure
劾	<i>Acorn . . . muscle.</i> [8]	
*		resin
朮	This <i>tree</i> has become a <i>pole</i> (that is, a <i>tree</i> with its branches not touching) because most of its branches have been pruned off by a naive but greedy gardener anxious to siphon off its resin (the drop at the top, written as the final stroke) as quickly as possible. [5]	
	一 十 朮 朮 朮	
1524		mention
述	<i>Resin . . . road.</i> [8]	
1525		art
術	<i>Boulevard . . . resin.</i> [11]	
*		celery
莖	This primitive looks very close to that for <i>salad</i> , except that an extra horizontal line has been included, reminiscent I should think of the long celery sticks in your <i>salad</i> . [5]	

一 十 廿 卅 肆

1526		cold
寒	<i>House . . . celery . . . animal legs . . . ice.</i> [12]	
*		grass skirt
蓑	This unusual looking grass skirt is composed of a <i>top hat</i> and <i>scarf</i> , and <i>eight celery</i> sticks. [13]	
	一 六 卅 蓑	
1527		brew
釀	<i>Whiskey bottle . . . grass skirt.</i> [20]	
1528		defer
讓	<i>Words . . . grass skirt.</i> [20]	
1529		lot
壤	<i>Ground . . . grass skirt.</i> The lot of this key word refers to a portion of land. [16]	
1530		lass
嬢	<i>Woman . . . grass skirt.</i> [16]	

Lesson 40

THE REMAINDER OF PLANT-RELATED primitives are built up from combinations of vertical and horizontal lines, representing respectively plants and the earth from which they spring. Accordingly it would be a good idea to study the remaining elements of this section at a single sitting, or at least so to review them before passing on to the next grouping.

* 主	grow up As the plant grows up it sprouts leaves and a stalk, which are depicted here over a single horizontal stroke for the <i>soil</i> . Think of something (its relative primitive) growing up in a flash to many times its normal size, much like little Alice in Wonderland, who grew up so fast she was soon larger than the room in which she was sitting. [4] 丰 主
1531 毒	poison Grow up . . . breasts. [8]
1532 素	elementary Grow up . . . thread. [10]
1533 麦	barley Grow up . . . walking legs. [7]
1534 青	blue Grow up . . . moon. [8]

1535 精	<i>Rice . . . blue.</i> [14]	refined
1536 請	<i>Words . . . blue.</i> [15]	solicit
1537 情	<i>State of mind . . . blue.</i> Do not confuse with <i>emotion</i> (FRAME 615). [11]	feelings
1538 晴	Take the key word in its associations with the weather (unless that tempts you to include the primitive for <i>weather</i> , which doesn't belong here). Its elements: <i>sun . . . blue.</i> [12]	clear up
1539 清	<i>Water . . . blue.</i> [11]	pure
1540 静	<i>Blue . . . contend.</i> Do not confuse with <i>calm</i> (FRAME 1147). [14]	quiet
1541 責	<i>Grow up . . . oyster.</i> [11]	blame
1542 績	<i>Thread . . . blame.</i> [17]	exploits

1543 積	volume <i>Wheat . . . blame.</i> This key word has to do with measurement, and should be kept distinct from the kanji for <i>quantity</i> (FRAME 177)—even though the meanings are similar. [16]
1544 債	bond <i>Person . . . blame.</i> The key word refers to financial bonds . [13]
1545 漬	pickling <i>Water . . . blame.</i> [14]
1546 表	surface <i>Grow up . . . rags.</i> This character represents the “outside” of a garment, just as the kanji for <i>back</i> (FRAME 399) depicted the “inside” or lining. [8]
1547 俵	bag Keep this kanji distinct from that for <i>sack</i> (FRAME 1006). Its elements are: <i>person . . . surface</i> . [10]
1548 潔	undefiled <i>Water . . . grow up . . . dagger . . . thread.</i> Do not confuse with <i>upright</i> (FRAME 55). [15]
1549 契	pledge <i>Grow up . . . dagger . . . St. Bernard dog.</i> The connotation of this character should be kept distinct from that for <i>vow</i> (FRAME 1133) and <i>promise</i> (FRAME 1362). [9]

1550 喫	<i>Mouth . . . pledge.</i> [12]	consume
1551 害	<i>House . . . grow up . . . mouth.</i> [10]	harm
1552 轄	<i>Car . . . harm.</i> Hint: the image of an auto going “out of <i>control</i> ” may help keep this key word distinct from others like it, such as <i>manipulate</i> (FRAME 801). [17]	control
1553 割	<i>Harm . . . saber.</i> [12]	proportion
1554 憲	The key word refers to the fundamental guiding principles of a government or other organization. Its elements: <i>House . . . grow up . . . eyes . . . heart.</i> [16]	constitution
1555 生	<i>A single drop added to the element for grow up gives us the character for life.</i> [5] * As a primitive, we may think of a microscopic <i>cell</i> , that miraculous unit that <i>grows up</i> to become a living being.	life
1556 星	<i>Sun . . . cell.</i> [9]	star

1557		surname
姓	Woman . . . cell. [8]	
1558		sex
性	State of mind . . . cell. [8]	
1559		animal sacrifice
牲	Cow . . . cell. [9]	
1560		products
産	Vase . . . cliff . . . cell. [11]	
1561		hump
隆	This character, used for everything from little humps of hills to camel humps , easily suggests the hunch on the pig's back and hind parts where the best cuts of meat are to be found (and hence the English expression for luxury, "living high off the hog.") The elements we have to work with are: <i>pinnacle . . . walking legs . . . cell.</i> [11]	
*		bushes
丰	Whatever image you contrived for the character meaning <i>hedge</i> (FRAME 154), choose something different and clearly distinguishable for this primitive for bushes . The element itself differs from that for <i>grow up</i> only in the extension of the single vertical stroke beneath the final horizontal stroke and in the order of writing. Though we shall meet only one instance of it in this chapter and one more later on, it is worth noting that when this element appears on the side, the final stroke is sloped somewhat to the left: 𠄎. [4]	

三 丰

1562	summit
峰	<i>Mountain . . . walking legs . . . bushes.</i> [10]
1563	sew
縫	<i>Thread . . . walking legs . . . bushes . . . road.</i> [16]
1564	worship
拜	<i>Fingers . . . bush . . . suspended from the ceiling.</i> [8]
1565	longevity
寿	<i>Bushes . . . glue.</i> [7]
1566	casting
鑄	<i>Metal . . . longevity.</i> As you probably guessed from the elements, the key word refers to the casting of metals. [15]
*	Christmas tree
耒	The addition of the final two strokes to the element for <i>bushes</i> gives the sense of a <i>tree</i> that is also a <i>bush</i> . Hence, the Christmas tree . [6]
	丰 耒
1567	enroll
籍	<i>Bamboo . . . Christmas tree . . . once upon a time.</i> [20]

<p>★ 夫</p>	<p style="text-align: right;"><i>bonsai</i></p> <p>The element for <i>bushes</i> has an extra stroke added (drawn from the point where the second and fifth strokes intersect when it “encloses” something beneath, otherwise from the point where the fourth and fifth strokes intersect) to give the image of the crutches Japanese gardeners use to hold up a tree that is being bent into shape. From there it is but a short leap to the small <i>bonsai</i> plants that imitate this art in miniature. [5]</p> <p style="text-align: center;">一 = 三 𠄎 夫</p>
<p>1568 春</p>	<p style="text-align: right;">springtime</p> <p><i>Bonsai . . . sun.</i> [9]</p>
<p>1569 椿</p>	<p style="text-align: right;">camellia</p> <p><i>Tree . . . springtime.</i> [13]</p>
<p>1570 泰</p>	<p style="text-align: right;">peaceful</p> <p><i>Bonsai . . . rice grains.</i> [10]</p>
<p>1571 奏</p>	<p style="text-align: right;">play music</p> <p><i>Bonsai . . . heavens.</i> [9]</p>
<p>1572 実</p>	<p style="text-align: right;">reality</p> <p><i>House . . . bonsai.</i> [8]</p>
<p>★ 丰</p>	<p style="text-align: right;">cornstalk</p> <p>The element for <i>bushes</i> extended the vertical stroke beneath the final horizontal stroke; the cornstalk omits that final stroke</p>

altogether, leaving only the **stalk** and the leaves bursting forth on all sides. [3]

一 二 丰

1573

dedicate

奉

Bonsai . . . cornstalk. Use a ritualistic, religious meaning. [8]

1574

stipend

俸

Person . . . observance. [10]

1575

rod

棒

Tree . . . observance. [12]

*

cabbage

莖

The *flower*, the *mouth*, and the element for *grow up* combine here to create the primitive for **cabbage**. [10]

艹 舌 莖

1576

discreet

謹

Words . . . cabbage. [17]

1577

diligence

勤

Cabbage . . . muscle. [12]

*

scarecrow

莫

By twisting the final two strokes of our *cabbage* into a pair of legs, we get a **scarecrow** with a *cabbage* for a head. [10]

艹 舌 莫

1578	漢	Sino-
		<i>Water . . . scarecrow.</i> The key word has come to refer to things Chinese in general, including the kanji themselves (for which this character is used). [13]
1579	嘆	sigh
		<i>Mouth . . . scarecrow.</i> [13]
1580	難	difficult
		<i>Scarecrow . . . turkey.</i> [18]
*	垂	silage
		The drawing of this element is difficult to do smoothly, and should be practiced carefully. It is a pictograph of all sorts of plants and grasses thrown together to make silage . The vertical stroke is drawn here with a broken line to indicate that it will always double up with another primitive element's vertical stroke. [6]
		一 二 𠄎 𠄏 𠄐 垂
1581	華	splendor
		<i>Flower . . . silage . . . needle.</i> [10]
1582	垂	droop
		<i>A drop of . . . silage . . . walking stick . . . floor.</i> The character is written in the order of its elements. [8]

1583		drowsy
睡	<i>Eyes . . . droop.</i> [13]	
1584		spindle
錘	<i>Metal . . . droop.</i> [16]	
1585		ride
乘	The simplest way to remember this character is by looking for the <i>wheat</i> in it, which doubles up with one stroke of <i>silage</i> . [9]	
1586		surplus
剩	<i>Ride . . . saber.</i> [11]	

Lesson 41

ONLY A FEW OF THE primitives relating to time and direction remain. It is to these that we turn our attention in this lesson.

1587		now
今	The final stroke of this kanji is a rare shape, which we have not met before and will only meet in this character and others that include it as a primitive. We are more accustomed to seeing it straightened out as part of other shapes—for instance, as the second stroke of <i>mouth</i> . If you need any help at all with this character, you may picture it as two hands of a clock pointing	

to what time it is **now**. The element above it, *meeting*, should easily relate to that image. [4]

* We shall use *clock* as the primitive meaning of this character, in line with the above explanation.

1588

含

Clock . . . mouth. [7]

include

1589

吟

As we have already learned characters for *poem* (FRAME 346), *chant* (FRAME 21), and *song* (FRAME 469), it is important to protect this key word with an image all its own. Its elements are the same as those above; only the position has changed: *mouth . . . clock*. [7]

versify

1590

念

Clock . . . heart. [8]

wish

1591

琴

A pair of *jewels . . . clock*. [12]

harp

1592

陰

Just as the *sunshine* (FRAME 1300) represents the masculine principle in nature (Yang), the **shade** stands for the feminine principle (Yin). Its elements are: *pinnacle . . . clock . . . rising cloud*. [11]

shade

1593

予

Think of this character as identical to the *halberd* (FRAME 1225) except that the final stroke has been omitted. Return to that

beforehand

	character and devise some image to take this difference into account. [4]	
1594	序 <i>Cave . . . beforehand.</i> [7]	preface
1595	預 <i>Beforehand . . . head.</i> [13]	deposit
1596	野 This character refers to rustic life and rustic fields primarily, and from there gets derived meanings. Its elements: <i>computer . . . beforehand.</i> [11]	plains
1597	兼 At the top we have <i>the animal horns</i> and the single horizontal stroke to give them something to hang onto. Below that, we see one <i>rake</i> with two handles. Finally, we see a pair of strokes splitting away from each of the handles, indicating that they are both splitting under the pressure. The composite picture is of someone holding down two jobs concurrently , using the same kit of tools to move in two different directions and ending up in a mess. Take the time to find this sense in the kanji and it will be easy to remember, despite initial appearances. [10] 、 丿 艹 𠂇 𠂇 𠂇 𠂇 𠂇 兼 兼	concurrently
1598	嫌 <i>Woman . . . concurrently.</i> [13]	dislike

1599		sickle
鎌	<i>Metal . . . concurrently.</i> [18]	
1600		self-effacing
謙	<i>Words . . . concurrently.</i> [17]	
1601		bargain
廉	<i>Cave . . . concurrently.</i> [13]	
1602		west
西	To our way of counting directions, the <i>west</i> always comes fourth. So it is convenient to find the character for <i>four</i> in this kanji. But since we want only <i>one</i> of the <i>four</i> directions, the <i>west</i> adds the <i>one</i> at the top and sucks the <i>human legs</i> a bit out of their <i>mouth</i> in the process. [6]	
	一 冂 西 西	
	* As a primitive, the meaning of <i>west</i> can be expanded to refer to the <i>Old West</i> of cowboy-movie fame, just as the meaning of the character for <i>east</i> was expanded into <i>the East</i> . Note, however, that in its primitive form the <i>legs</i> are straightened out and reach down to the bottom of the <i>mouth</i> . Hence, we get the shape 冂. With the exception of one kanji, given in the following frame, this element always appears at the top of its relative primitives.	
1603		value
価	<i>Person . . . Old West.</i> [8]	

1604 要 <i>Old West . . . woman.</i> [9]	need
1605 腰 <i>Part of the body . . . need.</i> [13]	loins
1606 票 <i>Old West . . . altar.</i> [11]	ballot
1607 漂 <i>Water . . . ballot.</i> [14]	drift
1608 標 <i>Tree . . . ballot.</i> [15]	signpost
1609 栗 <i>Old West . . . tree.</i> [10]	chestnut
1610 遷 <i>West . . . St. Bernard dog . . . snake . . . road.</i> [15]	transition
1611 覆 <i>West . . . restore.</i> [18]	capsize

1612	煙	smoke
	<i>Hearth . . . Old West . . . ground. [13]</i>	
1613	南	south
	<i>Belt . . . happiness. Note how the belt runs through the middle of happiness. [9]</i>	
	+ 冂 南	
1614	楠	camphor tree
	<i>Tree . . . south. [13]</i>	
1615	献	offering
	<i>South . . . chihuahua. [13]</i>	

Lesson 42

THIS NEXT COLLECTION OF characters is based on the primitive for *gates*. From there we shall go on to consider other elements related to entrances and barriers in general.

1616	門	gates
	The pictograph of two swinging gates is so clear in this kanji that only its stroke order needs to be memorized. In case you	

should have any trouble, though, you might doodle with the shapes on a piece of paper, taking care to note the difference in the stroke order of the two facing doors. The **gates** usually serve as an enclosure, and are written **BEFORE** whatever it is they enclose. [8]

ㄗ ㄚ ㄛ 卩 卩' 門 門 門

* As a primitive, we shall continue to give it the meaning of *gates*, but recommend the image of swinging doors (like the kind once common at entrances to saloons) to distinguish it from the primitive for *door*.

1617

question

問

Gates . . . mouth. [11]

1618

review

閱

Gates . . . devil. Keep distinct from the notions of *inspection* (FRAME 1093), *revise* (FRAME 339), and *perusal* (FRAME 855). [15]

1619

clique

閱

Gates . . . fell. [14]

1620

interval

間

Gates . . . sun/day. This **interval** applies to time and space alike, but the latter is better for creating an image. [12]

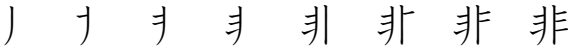
1621

simplicity

簡

Bamboo . . . interval. [18]

1622		open
開	<i>Gates . . . two hands.</i> [12]	
1623		closed
閉	<i>Gates . . . genie.</i> [11]	
1624		tower
閣	<i>Gates . . . each.</i> [14]	
1625		leisure
閑	<i>Gates . . . tree.</i> [12]	
1626		hear
聞	<i>Gates . . . ear.</i> Compare the story you invented for the kanji meaning listen (FRAME 827). [14]	
1627		wet
潤	<i>Water . . . gates . . . king.</i> [15]	
1628		column
欄	<i>Tree . . . gates . . . east.</i> [20]	
1629		fight
鬪	<i>Gates . . . table . . . glue.</i> Do not confuse with <i>contend</i> (FRAME 1154). [18]	

1630 倉	godown The single <i>gate</i> is used here not in order to represent one <i>gate</i> , but many of them, indeed a <i>meeting of gates</i> . Add <i>mouth</i> (as an entrance here) and you end up with godown . That should help keep this character distinct from <i>storehouse</i> (FRAME 589). [10]
1631 創	genesis <i>Godown . . . saber</i> . [12]
1632 非	un- This key word, a negating prefix, is a doodle of a heavy iron pole with bars extending in both directions, to create the picture of a jail cell. From there to “un-” is but a short step. [8]  * As a primitive, we shall draw on the explanation above for the meaning of <i>jail cell</i> .
1633 俳	<i>haiku</i> This character is used for the <i>haiku</i> , the 17-syllable poem that is one of Japan’s best-known literary forms. Its elements: <i>person . . . jail cell</i> . [10]
1634 排	repudiate <i>Fingers . . . jail cell</i> . [11]
1635 悲	sad <i>Jail cell . . . heart</i> . [12]

1636		guilt
罪	<i>Eye . . . jail cell.</i> [13]	
1637		comrade
輩	<i>Jail cell . . . car.</i> [15]	
1638		front door
扉	<i>Door . . . jail cell.</i> [12]	
*		key
丩	This element gets its name and meaning from its pictographic representation of a key. The shape should be familiar: it is none other than the third and fourth strokes of the kanji for <i>five</i> . [2]	
	フ 丩	
1639		marquis
侯	<i>Person . . . key . . . dart.</i> Hint: the pun suggested by the pronunciation of the key word and the primitive for <i>key</i> may come in helpful. [9]	
1640		climate
候	<i>Marquis . . . walking stick.</i> Note where the <i>walking stick</i> is positioned in this kanji. [10]	
*		guillotine
𠂔	This element depicts a large, sharpened <i>key</i> coming down on the head of a criminal <i>St. Bernard</i> . [4]	

コ 尹 夬

<p>1641 決</p>	<p style="text-align: right;">decide</p> <p>The etymology of decide (de-cidere = cut off) will help here; the elements are: <i>water . . . guillotine</i>. [7]</p>
<p>1642 快</p>	<p style="text-align: right;">cheerful</p> <p><i>State of mind . . . guillotine</i>. [7]</p>
<p>★ 韋</p>	<p style="text-align: right;">locket</p> <p>The vertical stroke added here (the third stroke) turns the primitive element for a <i>key</i> into a locket. Below that, we find a square container (the <i>mouth</i>) and <i>sunglasses with one of the lenses popped out</i>. Note that in the primitive element for locket the final vertical stroke of <i>sunglasses</i> reaches all the way through to touch the <i>mouth</i>. [10]</p> <p style="text-align: center;">尹 吾 韋 韋</p>
<p>1643 偉</p>	<p style="text-align: right;">admirable</p> <p><i>Person . . . locket</i>. [12]</p>
<p>1644 違</p>	<p style="text-align: right;">difference</p> <p><i>Locket . . . road</i>. [13]</p>
<p>1645 緯</p>	<p style="text-align: right;">horizontal</p> <p><i>Thread . . . locket</i>. [16]</p>

1646 衛	<p style="text-align: right;">defense</p> <p><i>Boulevard . . . locket.</i> Do not confuse with <i>ward off</i> (FRAME 1302), <i>protect</i> (FRAME 997), <i>guard</i> (FRAME 186), or <i>safeguard</i> (FRAME 700). [16]</p>
1647 韓	<p style="text-align: right;">Korea</p> <p>As with <i>Italy</i> (FRAME 1161) and <i>Africa</i> (FRAME 1295), this character simply abbreviates the full name of Korea. Its elements: <i>mist . . . locket</i>. [18]</p>

Lesson 43

THE NEXT FEW PRIMITIVES are only loosely related in the sense that they all have to do with qualities of material objects in one way or another.

1648 干	<p style="text-align: right;">dry</p> <p>It is best to see this kanji as a pictograph of a revolving circular clothesline (viewed from the side). Spin it around quickly in your mind's eye to give it the connotation of to dry. [3]</p> <p style="text-align: center;">一 = 干</p> <p>* The primitive meaning is <i>clothesline</i>.</p>
1649 肝	<p style="text-align: right;">liver</p> <p><i>Part of the body . . . dry</i>. [7]</p>

1650		publish
刊	<i>Dry . . . saber.</i> [5]	
1651		sweat
汗	<i>Water . . . dry.</i> [6]	
1652		flats
軒	This kanji, a counter for houses, is made up of <i>cars . . . dry.</i> [10]	
1653		beach
岸	<i>Mountain . . . cliff . . . dry.</i> [8]	
1654		tree trunk
幹	<i>Mist . . . umbrella . . . dry.</i> The meaning of this key word extends beyond tree trunks to represent the main stem or line of anything from railway lines to managerial staffs. This should help distinguish it from the stories used earlier for <i>book</i> (FRAME 211) and <i>body</i> (FRAME 957), both of which made use of the image of a tree trunk , as well as the kanji for <i>trunk</i> (FRAME 182). [13]	
*		potato
于	Note how this element differs from <i>dry</i> in virtue of the small hook at the end of the third stroke. [3]	
	一 二 于	
1655		potato
芋	<i>Flowers . . . potato.</i> [6]	

1656		eaves
宇	<i>House . . . potato.</i> [6]	
1657		too much
余	<i>Umbrella . . . potato . . . little.</i> The last stroke of <i>potato</i> and the first of <i>little</i> coincide in this character. [7]	
	* Since the phrase “ <i>too much</i> ” is overly abstract, we shall take the image of a <i>scale</i> whose indicator spins round and round on the dial because <i>too much</i> weight has been set on it. It will help to use this image in learning the kanji itself.	
1658		exclude
除	<i>Pinnacle . . . scale.</i> [10]	
1659		gradually
徐	<i>Line . . . scale.</i> [10]	
1660		confer
叙	<i>Scale . . . crotch.</i> The key word has to do with conferring ranks, titles, and awards. It should not be confused with <i>bestow</i> (FRAME 1246) or <i>impart</i> (FRAME 736). [9]	
1661		route
途	<i>Scale . . . road.</i> [10]	
1662		diagonal
斜	<i>Scale . . . measuring cup.</i> [11]	

1663		paint
塗	<i>Water . . . scale . . . ground.</i> [13]	
1664		bundle
束	In the same way that we saw the <i>sun</i> in the <i>tree</i> in the kanji for <i>east</i> , here we see a square container in the shape of a <i>mouth</i> . [7]	
1665		trust
賴	<i>Bundle . . . head.</i> [16]	
1666		rapids
瀨	<i>Water . . . bundle . . . head.</i> [19]	
1667		imperial order
勅	In order to keep this character distinct from that for an <i>imperial edict</i> (FRAME 342), we must draw again on a pun. Think of the order here as a mail order or an order of pizza phoned in by the Emperor for delivery to the imperial palace. Then it will not be hard to put together <i>bundle</i> and <i>muscle</i> to form a story about an imperial order . [9]	
1668		alienate
疎	<i>Zoo . . . bundle.</i> Note that the element for <i>zoo</i> is flattened out on the left just as <i>leg</i> (FRAME 1279) had been. This is the only time we will meet this form in this book. [12]	
1669		quick
速	<i>Bundle . . . road.</i> [10]	

1670	organize
整	<i>Bundle . . . taskmaster . . . correct.</i> [16]
* 兪	awl
	We include this element here because of its visible similarity to the element for <i>bundle</i> . Be sure to make a distinct image out of its composite ingredients: <i>meeting . . . mouth . . . person</i> . The stroke order follows the order of the elements exactly, but note how the <i>person</i> runs through the <i>mouth</i> . [8]
	△ 合 兪 兪
1671	saber
劍	<i>Awl . . . saber.</i> As we promised way back in FRAME 83, here at last is the kanji on which the primitive element of the same name is based. [10]
1672	precipitous
險	<i>Pinnacle . . . awl.</i> [11]
1673	examination
檢	<i>Tree . . . awl.</i> [12]
1674	frugal
儉	<i>Person . . . awl.</i> [10]
1675	heavy
重	<i>Thousand . . . ri.</i> Note how the long vertical stroke doubles up to serve both elements. [9]

一 二 千 台 音 音 重
重 重

1676

move

動

Heavy . . . muscle. [11]

1677

meritorious deed

勳

Move . . . oven fire. So as not to confuse this kanji with the general character for *merit* (FRAME 1276), you may associate the key word with military decorations and medals of distinction, both of which it is used for. [15]

1678

work

働

Person . . . move. Do not confuse with *labor* (FRAME 860). [13]

1679

species

種

Wheat . . . heavy. [14]

1680

collide

衝

Boulevard . . . heavy. [15]

1681

fragrant

薰

Flowers . . . heavy . . . oven fire. Do not confuse with *incense* (FRAME 911) or *perfumed* (FRAME 493). [16]

Lesson 44

WE MAY NOW PICK UP the remainder of the enclosure primitives, leaving only a few related to animals, which we will take up toward the end of the book, in LESSON 55. This lesson should give you a chance to review the general principles governing enclosures.

* 疒	sickness The enclosure shown in this frame is composed of a <i>cave</i> with <i>ice</i> outside of it. It is used for a number of kanji related to sickness . If you want to picture a <i>caveman</i> nursing a hangover with an <i>ice-pack</i> , that should provide enough help to remember the shape of this element and its meaning. [5] 疒 疒 疒
1682 病	ill <i>Sickness . . . third class.</i> [10]
1683 痴	stupid <i>Know . . . sickness.</i> [13]
1684 痘	pox <i>Sickness . . . beans.</i> [12]
1685 症	symptoms <i>Sickness . . . correct.</i> [10]

1686		rapidly
疾	Be sure to keep this character distinct from <i>quick</i> (FRAME 1669) and <i>swift</i> (FRAME 280). Picture a succession of poison <i>darts</i> (the sort that inflict <i>sickness</i>) flying out rapid -fire from a blowgun, so that “ rapid -fire” can conjure up the proper image. [10]	
1687		diarrhea
痢	<i>Sickness . . . profit.</i> [12]	
1688		tired
疲	<i>Sickness . . . pelt.</i> [10]	
1689		epidemic
疫	<i>Sickness . . . missile.</i> [9]	
1690		pain
痛	<i>Sickness . . . chop-seal . . . utilize.</i> [12]	
1691		mannerism
癖	<i>Sickness . . . ketchup.</i> [18]	
*		box
匚	This enclosure, open at the right, represents a box lying on its side. When it is not used as an enclosure, its form is cramped to look like this: 匚. You may distinguish its meaning by picturing it then as a very small box . [2]	
	一 匚	

1692		hide
匿	<i>Box . . . young.</i> [10]	
	匚 匿	
1693		artisan
匠	<i>Box . . . ax.</i> [6]	
1694		doctor
医	<i>Box . . . dart.</i> [7]	
1695		equal
匹	<i>Box . . . human legs.</i> [4]	
1696		ward
区	The ward referred to here is a subdivision of a large city. Its elements: <i>box . . . sheaves</i> . When used as a primitive element, it may be helpful at times to break it up into these same composite elements. [4]	
1697		hinge
枢	<i>Tree . . . ward.</i> [8]	
1698		assault
殴	<i>Ward . . . missile.</i> [8]	

1699	Europe
欧	<i>Ward . . . yawn.</i> Like the kanji of FRAME 1647, this character is an abbreviation of the name of a geographical region. [8]
1700	repress
抑	<i>Fingers . . . box . . . stamps.</i> [7]
1701	faceup
仰	This character is used both for lying on one's back <i>faceup</i> , and for looking up to someone with respect and awe. Its elements: <i>person . . . box . . . stamps.</i> [6]
1702	welcome
迎	<i>Box . . . stamps . . . road.</i> [7]
*	teepee
𠃉	The dots at the top of this tent are the wooden poles protruding outside the canvas walls of a <i>teepee</i> . [5]
	フ ヌ 𠃉 𠃊 𠃋
1703	ascend
登	<i>Teepee . . . table.</i> Do not confuse with <i>rise up</i> (FRAME 43). [12]
1704	lucidity
澄	<i>Water . . . ascend.</i> [15]

1705 発	discharge This key word refers to the discharging of guns, trains, people, and even words. The elements: <i>teepee . . . two . . . human legs</i> . Contrast the writing with FRAME 59. [9]
1706 廃	abolish <i>Cave . . . discharge</i> . [12]
* 寮	pup tent The <i>St. Bernard dog</i> and its overlapping with the element for <i>teepee</i> are enough to suggest the meaning of this primitive element: a pup tent . The combination of <i>sun</i> and <i>little</i> at the bottom can mean a <i>little</i> opening or flap through which the <i>sun</i> shines in the morning to let you know it's time for getting up. [12] 大 丸 春 寮
1707 僚	colleague <i>Person . . . pup tent</i> . Choose some connotation of the key word that will keep it distinct for you from <i>companion</i> (FRAME 19), <i>friend</i> (FRAME 704), <i>consort</i> (FRAME 1203), and <i>comrade</i> (FRAME 1637). [14]
1708 寮	dormitory <i>House . . . pup tent</i> . [15]
1709 療	heal <i>Sickness . . . pup tent</i> . [17]

Lesson 45

WE COME NOW TO A CLASS OF elements loosely associated with the notion of shape and form. We then append what remains of elements having to do with color.

* 彡		shape
1710 彫	The three simple strokes of this element actually represent the form or shape of the hair of one's beard. But we keep the simple sense of a shape , or its verb "to shape ," in order to avoid confusion later when we meet an element for <i>hair</i> . When using this element, be sure to visualize yourself shaping the thing in question, or better still, twisting it out of shape . [3]	carve
1711 形	<i>Two hands . . . shape</i> . [7]	shape
1712 景	<i>Scenery . . . shape</i> . [15]	shadow
1713 杉	<i>Tree . . . shape</i> . [7]	cedar

1714		coloring
彩	<i>Fledgling . . . shape.</i> [11]	
1715		patent
彰	<i>Badge . . . shape.</i> The key word is synonymous with “clear” or “openly expressed.” [14]	
1716		lad
彦	<i>Vase . . . cliff . . . shape.</i> [9]	
	立 产 彦	
1717		face
顔	<i>Lad . . . head.</i> [18]	
1718		ought
須	<i>Shape . . . head.</i> This is the only time that <i>shape</i> is placed to the left of its relative element, the <i>head</i> . [12]	
1719		swell
膨	<i>Part of the body . . . drum . . . shape.</i> Compare <i>expand</i> (FRAME 1118). [16]	
1720		visit
参	<i>Elbow . . . St. Bernard dog . . . shape.</i> [8]	

1721 惨	wretched <i>A state of mind . . . nonplussed.</i> [11]
1722 修	discipline <i>Person . . . walking stick . . . taskmaster . . . shape.</i> [10]
1723 珍	rare <i>Jewel . . . umbrella . . . shape.</i> [9]
1724 診	checkup <i>Words . . . umbrella . . . shape.</i> The key word refers to a medical examination. [12]
1725 文	sentence Under the familiar <i>top hat</i> we see a crisscross pattern or design, like that found on woodwork or garments. This should make an ugly enough image to help remember it. It can be associated with sentence by thinking of a sentence as a grammatical pattern. [4] ' 十 ㄅ 文 * The primitive meaning for this character will be <i>plaid</i> , the familiar crisscross pattern frequently used in textiles.
1726 对	vis-à-vis <i>Plaid . . . glue.</i> [7]

1727		family crest
紋	<i>Thread . . . plaid.</i> [10]	
1728		mosquito
蚊	<i>Insect . . . plaid.</i> [10]	
*		fenceposts
川	This element means just what it looks like: two fenceposts. They enclose whatever comes between them, as distinct from a pair of <i>walking sticks</i> (see FRAME 250). [2]	
1729		adjusted
齊	<i>Plaid . . . fenceposts . . . two.</i> Do not confuse with <i>just so</i> (FRAME 388). [8]	
1730		dose
劑	<i>Adjust . . . saber.</i> Think of this as a dose of medicine. [10]	
1731		finish
濟	<i>Water . . . adjust.</i> Do not confuse with <i>complete</i> (FRAME 97), <i>end</i> (FRAME 1352), or <i>perfect</i> (FRAME 187). [11]	
1732		purification
齋	<i>Plaid . . . fenceposts . . . altar.</i> This is a “religious” purification, which distinguishes it from the simple kanji for <i>pure</i> (FRAME 1539). [11]	

<p>1733</p> <p>肅</p>	<p style="text-align: right;">solemn</p> <p><i>Sieve . . . fenceposts.</i> Take special care in writing this character, even though it follows the general rules we learned back in FRAME 4. [11]</p> <p style="text-align: center;">尹 尹 肅 肅</p>
<p>✱</p> <p>灺</p>	<p style="text-align: right;">sparkler</p> <p>As the pictograph itself immediately suggests, this element depicts spreading out or scattering from a focal point. To capture this meaning, we choose the image of a sparkler. It will often have another primitive put at its center point. [4]</p> <p style="text-align: center;">灺 灺 灺 灺</p>
<p>1734</p> <p>罍</p>	<p style="text-align: right;">bases</p> <p>The kanji of this frame refers to the four bases that are placed at the corners of a baseball infield. The elements: <i>field . . . sparkler . . . ground.</i> [12]</p>
<p>1735</p> <p>樂</p>	<p style="text-align: right;">music</p> <p><i>Dove . . . sparkler . . . tree.</i> [13]</p>
<p>1736</p> <p>藥</p>	<p style="text-align: right;">medicine</p> <p><i>Flowers . . . music.</i> [16]</p>
<p>1737</p> <p>率</p>	<p style="text-align: right;">ratio</p> <p><i>Mysterious . . . sparkler . . . ten.</i> Do not confuse with <i>proportion</i> (FRAME 1553). [11]</p>

1738	渋	Water . . . footprint . . . sparkler. [11]	astrigent
1739	撰	Fingers . . . ear . . . sparkler. Do not confuse with <i>substitute</i> (FRAME 1005). [13]	vicarious
1740	央	The elements depict a <i>St. Bernard</i> with its head and paws keeping their stick-like form, but with the middle or center of its body filled out in a box-like shape. [5]	center
1741	英	Flowers . . . center. This is another abbreviation used to identify a country by the pronunciation of the kanji. [8]	England
1742	映	Sun . . . center. [9]	reflect
1743	赤	Ground . . . dagger . . . little. The two strokes of the <i>dagger</i> take the place of the middle stroke of <i>little</i> . [7]	red
		<p style="text-align: center;">土 赤 赤 赤</p> <p>* As a primitive on the left, this kanji keeps the same form. Elsewhere, the first two strokes are abbreviated to a single dot, giving us 亦. This latter form will take the meaning of an <i>apple</i>.</p>	

1744 赦 Red . . . taskmaster. [11]	pardon
1745 変 Apple . . . walking legs. [9]	unusual
1746 跡 Wooden leg . . . apple. [13]	tracks
1747 蛮 Apple . . . insects. [12]	barbarian
1748 恋 Apple . . . heart. [10]	romance
1749 湾 Water . . . apple . . . bow. [12]	gulf
1750 黄 Salad . . . sprout . . . animal legs. [11]	yellow
1751 横 Tree . . . yellow. [15]	sideways

<p>★</p> <p>巴</p>	<p>mosaic</p> <p>This element is shaped roughly like the <i>snake</i>, but pay attention to the difference when writing it. [4]</p> <p>フ ㄣ 卩 巴</p>
<p>1752</p> <p>把</p>	<p>grasp</p> <p><i>Fingers . . . mosaic.</i> [7]</p>
<p>1753</p> <p>色</p>	<p>color</p> <p><i>Bound up . . . mosaic.</i> [6]</p>
<p>1754</p> <p>絶</p>	<p>discontinue</p> <p><i>Thread . . . color.</i> [12]</p>
<p>1755</p> <p>艶</p>	<p>glossy</p> <p><i>Bountiful . . . color.</i> [19]</p>
<p>1756</p> <p>肥</p>	<p>fertilizer</p> <p><i>Flesh . . . mosaic.</i> [8]</p>

Lesson 46

A NUMBER OF CONTAINERS of various sorts can be gathered together here. Most of them have limited use as primitives, but none of them should cause any particular difficulty.

1757		sweet
甘	This kanji is a pictograph of a small wicker basket. (The extra short stroke in the middle helps keep it distinct from the character for <i>twenty</i> .) All one needs to add is some image of sweet cakes or breads carried in the basket, and the union of picture and meaning is complete. Take care not to confuse with <i>candy</i> (FRAME 1122). [5]	
	一 十 竹 甘 甘	
	* As a primitive, the pictograph's meaning of a <i>wicker basket</i> is used, a small one like the kind used for picnics.	
1758		navy blue
紺	<i>Thread . . . wicker basket.</i> [11]	
1759		so-and-so
某	The key word here refers to the adjective for an unspecified person or thing. Its elements: <i>wicker basket . . . tree.</i> [9]	
1760		conspire
謀	<i>Words . . . so-and-so.</i> [16]	

1761		mediator
媒	Woman . . . so-and-so. [12]	
*		bushel basket
其	As the two <i>legs</i> at the bottom suggest, this bushel basket is a large container, standing on the floor. Its first four strokes indicate that it is made of wicker, much like the small <i>wicker basket</i> treated immediately above. To put something inside of the bushel basket , the legs at the bottom are attached to the final horizontal stroke and extended to make a kind of enclosure. [8]	
	甘 其 其	
1762		deceit
欺	<i>Bushel basket . . . yawn.</i> [12]	
1763		chess piece
棋	<i>Tree . . . bushel basket.</i> [12]	
1764		national flag
旗	<i>Banner . . . bushel basket.</i> [14]	
1765		period
期	<i>Bushel basket . . . month.</i> As the <i>month</i> indicates, this has to do with periods of time. [12]	

1766		Go
碁	<i>Bushel basket . . . stones.</i> The key word refers to the Japanese game played with black and white colored <i>stones</i> on a lined board. [13]	
1767		fundamentals
基	<i>Bushel basket . . . soil.</i> [11]	
1768		tremendously
甚	<i>Bushel basket . . . equal.</i> Note how the first stroke of <i>equal</i> doubles up with the sixth stroke of the <i>bushel basket</i> , and how the <i>animal legs</i> of the <i>bushel basket</i> are dropped to make room for the <i>human legs</i> of <i>equal</i> . [9]	
1769		intuition
勘	<i>Tremendously . . . muscle.</i> [11]	
1770		withstand
堪	<i>Soil . . . tremendously.</i> [12]	
*		purse
𠂇	By adding a single stroke at the bottom of the kanji for <i>in</i> , we get a sort of pictograph of a purse . [5]	
1771		precious
貴	<i>Purse . . . shells.</i> [12]	

<p>1772</p> <p>遺</p>	<p>bequeath</p> <p><i>Precious . . . road.</i> [15]</p>
<p>1773</p> <p>遣</p>	<p>dispatch</p> <p>This kanji takes away the <i>maestro's</i> baton and replaces it with a <i>purse</i>. The <i>road</i> represents his being dispatched on his way as an obvious misfit. You will remember that when he did have his baton, he was being <i>chased</i> down the road by his fans. All of which shows what a difference a single stroke can make! [13]</p>
<p>1774</p> <p>舞</p>	<p>dance</p> <p>The top two strokes show someone <i>reclining</i>, and the next six are a pictograph of an oaken <i>tub</i> ribbed with metal strips, like the kind once used for bathing. At the bottom, the <i>sunglasses</i> round off the character. [15]</p> <p style="text-align: center;">㇀ ㇁ 𠄎 𠄎 舞</p>
<p>1775</p> <p>無</p>	<p>nothingness</p> <p>This character is the Japanese character for the supreme philosophical principle of much Oriental thought: nothingness. Make use of the oaken <i>tub</i> from the previous frame, and add to that the <i>oven fire</i> at the bottom. [12]</p>

Lesson 47

THE SEVERAL PRIMITIVES we turn to next are all related to the position and disposition of things. The classification is somewhat arbitrary since we are getting hard pressed to organize the leftover primitives into tidy categories. In addition, from this lesson on, most references to key words with possibly confusing similarities will be omitted. Try to think of them yourself as you are going through these characters.

* 且	shelf The pictographic representation in the primitive shown here is a small stand with horizontal shelves. Thus we give it the general meaning of a shelf. It differs from the kanji and primitive for an eye only in its final stroke, which extends beyond the two vertical strokes at both ends. Think of it as a shelf for special keepsakes or a glass bureau for knickknacks, keeping it distinct from the kanji we learned in FRAME 202. [5]
1776 組	association <i>Thread . . . shelf.</i> [11]
1777 粗	coarse <i>Rice . . . shelf.</i> [11]
1778 租	tariff <i>Wheat . . . shelf.</i> [10]
1779 祖	ancestor <i>Altar . . . shelf.</i> [9]

1780		thwart
阻	<i>Pinnacle . . . shelf.</i> [8]	
1781		investigate
查	<i>Tree . . . shelf.</i> [9]	
1782		help
助	<i>Shelf . . . power.</i> The reason why the <i>shelf</i> appears on the left here is that the right side is the normal position for <i>power</i> , the stronger primitive. Indeed, the only exception in all the kanji is the character for <i>add</i> (FRAME 867). [7]	
1783		best regards
宜	This kanji, a polite way of expressing one's best regards to another. Its elements: <i>house . . . shelf.</i> [8]	
1784		tatami mat
畳	<i>Rice field . . . crown . . . shelf.</i> [12]	
1785		row
並	This character represents a slightly stylized duplication of the kanji for <i>stand</i> . By lengthening the sixth and seventh strokes, you will see how this is done. [8]	
	、 丿 𠄎 𠄎 𠄎 𠄎 𠄎 𠄎 𠄎	
	* The primitive meaning remains the same as that of the kanji, but special attention has to be given to the varieties of shape this element can undergo. It is the most difficult one you will meet in this book. When it appears BENEATH its relative	

primitive, the top two strokes are omitted, and the first horizontal stroke is doubled up with the bottom horizontal stroke of the element above it, wherever possible: 𠄎. ATOP its relative primitive, it can keep its kanji shape. When it does not, the top three strokes are removed and all of them are replaced BELOW the primitive's bottom line: 𠄎. We shall acknowledge this latter transformation by changing its meaning to *upside down in a row*.

1786

普

Row . . . sun. [12]

universal

1787

譜

Words . . . universal. [19]

musical score

1788

湿

Water . . . sun . . . row. [12]

damp

1789

顯

Sun . . . row . . . heads. [18]

appear

1790

織

Thread . . . Thanksgiving . . . row. [17]

slender

1791

靈

Rain . . . two . . . row. This character will refer only to the inhabitants of the “spirit world,” and not to moods or temperaments, for which we will learn another character in FRAME 1885. [15]

spirits

1792 業	<p style="text-align: right;">profession</p> <p><i>In a row upside down . . . not yet.</i> [13]</p> <p style="text-align: center;">𠄎 𠄎 業</p>
1793 撲	<p style="text-align: right;">slap</p> <p><i>Fingers . . . upside down in a row . . . husbands.</i> [15]</p>
1794 僕	<p style="text-align: right;">me</p> <p>This key word is yet another synonym for “I,” somewhat more familiar in tone. As a rule, it is a word that boys and men use to refer to themselves. Its elements: <i>person . . . husbands . . . in a row upside down.</i> [14]</p>
1795 共	<p style="text-align: right;">together</p> <p><i>Salad . . . animal legs.</i> [6]</p> <p>* The primitive retains the meaning of <i>together</i>. Imagine things <i>strung together</i> like fish on a line, beads on a thread, or whatever. The main thing is to avoid putting them in a straight row, which would confound this element with the previous one. As we saw with <i>bushel basket</i>, this primitive can join its legs to the final horizontal stroke and stretch them to form an enclosure.</p>
1796 供	<p style="text-align: right;">submit</p> <p>Submit here is a transitive verb, meaning to offer or present. Its elements: <i>person . . . strung together.</i> [8]</p>

1797 異	<i>Brains . . . together.</i> [11]	uncommon
1798 翼	<i>Feathers . . . uncommon.</i> [17]	wing
1799 洪	<i>Water . . . strung together.</i> [9]	deluge
1800 港	<i>Deluge . . . snakes.</i> [12]	harbor
1801 暴	<i>Sun . . . strung together . . . rice grains.</i> [15]	outburst
1802 爆	<i>Fire . . . outburst.</i> [19]	bomb
1803 恭	<i>Strung together . . . valentine.</i> [10]	respect
1804 選	<i>Two snakes . . . strung together . . . road.</i> [15]	elect

1805	Mr.
殿 <i>Flags . . . strung together . . . missile. [13]</i>	

Lesson 48

THIS NEXT LESSON IS composed of characters whose primitives are grouped according to shape rather than meaning. Each of them makes use, in one way or another, of squares and crossing lines. While this might have brought confusion earlier, we know enough primitives at this stage to introduce them together without risking any confusion.

1806	well
井 Recalling that there are no circular strokes, and that the shape of the square and the square within a square (FRAME 586) have already been used, it should be relatively easy to see how this character can be consider a pictograph of a well. [4] 一 二 卩 井	
1807	surround
井 <i>Well . . . pent in. [7]</i>	
1808	till
耕 <i>Christmas tree . . . well. [10]</i>	

<p>1809</p> <p>亜</p>	<p style="text-align: right;">Asia</p> <p>In this kanji, the abbreviation for Asia, you should be able to see the character for <i>mouth</i> behind the Roman numeral 11. [7]</p> <p style="text-align: center;">一 日 亜 亜</p>
<p>1810</p> <p>悪</p>	<p style="text-align: right;">bad</p> <p><i>Asia . . . heart.</i> [11]</p>
<p>1811</p> <p>円</p>	<p style="text-align: right;">circle</p> <p>This kanji, also used for Yen, is one you are not likely to need to study formally, since you can hardly get around in Japan without it. The connection is that the yennies, like pennies, are circular in shape. In any case, the elements are: <i>glass canopy . . . walking stick . . . one.</i> [4]</p> <p style="text-align: center;">丨 冂 円 円</p>
<p>1812</p> <p>角</p>	<p style="text-align: right;">angle</p> <p><i>Bound up . . . glass canopy . . . walking stick . . . two.</i> If you write the character once, you will see why we avoided using the element for <i>soil</i>, which would prompt you to write it in improper order. [7]</p> <p style="text-align: center;">ㄣ 角 角 角</p> <p>* As a primitive, imagine the tool used by draftsmen and carpenters to draw right-angles.</p>
<p>1813</p> <p>触</p>	<p style="text-align: right;">contact</p> <p><i>Angle . . . insect.</i> [13]</p>

1814		unravel
解	<i>Angle . . . dagger . . . cow.</i> [13]	
1815		again
再	<i>Jewel . . . with a belt hung on it. Note how the belt is drawn right after the first stroke of jewel.</i> [6]	
	一 冂 冂 冂 再	
*		funnel
菁	<i>Celery . . . again.</i> [10]	
	艹 菁 菁 菁 菁	
1816		lecture
講	<i>Words . . . funnel.</i> [17]	
1817		subscription
購	<i>Shells . . . funnel. The key word is meant to suggest magazine subscriptions and the like.</i> [17]	
1818		posture
構	<i>Tree . . . funnel.</i> [14]	
1819		gutter
溝	<i>Water . . . funnel.</i> [13]	

<p>★</p> <p>冊</p>	<p>scrapbook</p> <p><i>Glass canopy . . . flower.</i> It is most rare to see the <i>flower</i> come under its relative element. Note how it is straightened out to fill the space available. [5]</p> <p>丨 冂 冂 冊 冊</p>
<p>1820</p> <p>論</p>	<p>argument</p> <p><i>Words . . . meeting . . . scrapbook.</i> The argument connoted by the key word is a process of academic reasoning, not a personal quarrel or spat. [15]</p>
<p>1821</p> <p>倫</p>	<p>ethics</p> <p><i>Person . . . meeting . . . scrapbook.</i> [10]</p>
<p>1822</p> <p>輪</p>	<p>wheel</p> <p><i>Car . . . meeting . . . scrapbook.</i> [15]</p>
<p>1823</p> <p>偏</p>	<p>partial</p> <p><i>Person . . . door . . . scrapbook.</i> [11]</p>
<p>1824</p> <p>遍</p>	<p>everywhere</p> <p><i>Door . . . scrapbook . . . a road.</i> [12]</p>
<p>1825</p> <p>編</p>	<p>compilation</p> <p><i>Thread . . . door . . . scrapbook.</i> [15]</p>

1826

tome

冊

This key word is a counter for books. It differs from *scrapbook* both in the writing order and in the extension of the second horizontal stroke. [5]

冂 冊 冊

1827

code

典

We introduce this character here because of its connection to the book-related kanji treated above. It is based on the character for *bend* (FRAME 1172), whose last stroke is lengthened to coincide with the first stroke of the element for *tool*. [8]

Lesson 49

A FEW PRIMITIVES HAVING to do with groupings and classifications of people remain to be learned, and we may bring them all together here in this short lesson.

1828

family name

氏

Pay close attention to the stroke order of the elements when learning to write this character. The elements: a long *drop* . . . *fishhook* . . . a *one* (here written right to left) . . . *fishhook*. [4]

一 𠃉 𠃊 氏

1829 紙	<i>Thread . . . family name.</i> [10]	paper
1830 婚	<i>Woman . . . family name . . . day.</i> [11]	marriage
* 氏	<i>Family name . . . floor.</i> [5]	calling card
1831 低	<i>Person . . . calling card.</i> [7]	lower
1832 抵	<i>Fingers . . . calling card.</i> [8]	resist
1833 底	<i>Cave . . . calling card.</i> [8]	bottom
1834 民	In place of the <i>drop</i> at the start of the character for <i>family name</i> , we have a <i>mouth</i> , which makes you think of the “ <i>vox populi</i> .” [5] ㄣ = 尸 尸 民	people
1835 眠	<i>Eyes . . . people.</i> [10]	sleep

<p>★</p> <p>甫</p>	<p style="text-align: right;">dog tag</p> <p>This primitive refers to all sorts of identification tags, but dog tag is chosen for its descriptiveness. On the top we see the <i>arrowhead</i>, joined to the <i>screwdriver</i> below by the lengthened vertical stroke. [7]</p> <p style="text-align: center;">一 冂 冂 甫 甫</p>
<p>1836</p> <p>捕</p>	<p style="text-align: right;">catch</p> <p><i>Flowers . . . dog tag.</i> [10]</p>
<p>1837</p> <p>浦</p>	<p style="text-align: right;">bay</p> <p><i>Water . . . dog tag.</i> [10]</p>
<p>1838</p> <p>蒲</p>	<p style="text-align: right;">bullrush</p> <p><i>Flowers . . . bay.</i> [13]</p>
<p>1839</p> <p>舗</p>	<p style="text-align: right;">shop</p> <p><i>Cottage . . . dog tag.</i> The key word refers to the noun, not the verb. [15]</p>
<p>1840</p> <p>補</p>	<p style="text-align: right;">supplement</p> <p><i>Cloth . . . dog tag.</i> [12]</p>
<p>★</p> <p>卩</p>	<p style="text-align: right;">city walls</p> <p>On the left, and rather more pressed in its form, this element meant the high spot of a village, or its <i>pinnacle</i>. On the right side, in the form shown here, it means the lowest part of the</p>

	city, around which its walls rise up as a protection against invaders. Hence we nickname this element: city walls. [3]	
1841	邸 <i>Calling card . . . city walls. [8]</i>	residence
1842	郭 <i>Receive . . . city walls. [11]</i>	enclosure
1843	郡 <i>Old boy . . . city walls. [10]</i>	county
1844	郊 <i>Mingle . . . city walls. [9]</i>	outskirts
1845	部 <i>Muzzle . . . city walls. [11]</i>	section
1846	都 <i>Someone . . . city walls. [11]</i>	metropolis
1847	郵 <i>Droop . . . city walls. [11]</i>	mail
1848	邦 <i>Bushes . . . city walls. [7]</i>	home country

1849	郷	Cocoon . . . silver . . . city walls. [11]	hometown
1850	響	Hometown . . . sound. [20]	echo
1851	郎	Halo . . . city walls. [9]	son
1852	廊	Cave . . . son. [12]	corridor

Lesson 50

IN THIS LESSON WE SIMPLY present an assortment of leftover primitives that were not introduced earlier for want of a proper category or because we had not enough elements to give sufficient examples of their use.

*	厶	drag
		Although not a pictograph in the strict sense, this primitive depicts one stroke pulling another along behind it. Note how it differs from <i>cliff</i> and <i>person</i> because of this dragging effect, not to mention the fact that the first stroke is written right to left, almost as if it were a long <i>drop</i> . When this element comes under a different element, the strokes are drawn apart like this: 𠂇. [2]

一 厂	
1853 盾	shield <i>Dragging . . . ten eyes.</i> [9]
1854 循	sequential <i>Line . . . shield.</i> [12]
1855 派	faction <i>Water . . . drag . . . rag.</i> Back in FRAME 1048 we indicated that this latter radical would come up once again, as it does in this and the following two frames. [9]
1856 脈	vein <i>Part of body . . . drag . . . rag.</i> [10]
1857 衆	masses <i>Blood . . . drag . . . rag.</i> [12]
1858 遞	parcel post <i>Drag . . . cornstalk . . . belt . . . road.</i> [10]
1859 段	grade The kanji connoting rank or class shows us a new element on the left: the familiar primitive for <i>staples</i> with an additional stroke cutting through the vertical stroke. It is easiest in these cases to make a primitive related to what we already know. Hence, we call it a <i>staple gun</i> . To the right, <i>missile</i> . [9]

	丶 丨 亅 𠄎 𠄏 𠄐 𠄑 段 段	
1860		forge
	鍛 <i>Metal . . . grade.</i> [17]	
1861		empress
	后 <i>Drag . . . one . . . mouth.</i> [6]	
*		clothes hanger
	丅 This element, which looks something like a backwards <i>hook</i> , we will call a clothes hanger . Used as an enclosure, it begins further to the left. [1]	
1862		phantasm
	幻 <i>Cocoon . . . clothes hanger.</i> [4]	
1863		director
	司 <i>Clothes hanger . . . one . . . mouth.</i> [5]	
1864		pay respects
	伺 This honorific form of <i>call on</i> (FRAME 495) is made up of: <i>person . . . director.</i> [7]	
1865		parts of speech
	詞 The key word, parts of speech , refers to nouns, verbs, adjective, adverbs, and so on. The elements: <i>words . . . directors.</i> [12]	

1866	飼	domesticate
		<i>Eat . . . director.</i> The sense is of rearing of animals. [13]
1867	嗣	heir
		<i>Mouth . . . scrapbook . . . director.</i> [13]
1868	舟	boat
		After the <i>drop</i> and the <i>glass canopy</i> , we come to a combination of three strokes that we met only once before, in the character for <i>mama</i> (FRAME 101). The pictographic meaning we gave it there has no etymological relationship to this character, but use it if it helps. [6]
		’ 丿 舟 舟 舟 舟
1869	舶	liner
		The type of <i>boat</i> connoted by this key word is a large ocean-going liner . The important thing here is to work with the elements <i>boat</i> and <i>dove</i> to make an image distinct from that of the former frame. Don't count on size alone to distinguish the <i>boat</i> from the liner . [11]
1870	航	navigate
		<i>Boat . . . whirlwind.</i> [10]
1871	般	carrier
		<i>Boat . . . missile.</i> [10]

1872		tray
盤	<i>Carrier . . . dish.</i> [15]	
1873		conveyor
搬	<i>Fingers . . . carrier.</i> [13]	
1874		ship
船	<i>Boat . . . gully.</i> [11]	
1875		warship
艦	<i>Boat . . . oversee.</i> [21]	
1876		rowboat
艇	<i>Boat . . . courts.</i> [13]	
1877		melon
瓜	The only thing that distinguishes this from the <i>claw</i> is the addition of the <i>elbow</i> (drawn with 3 strokes) in the middle. [5]	
	一 厂 厶 瓜 瓜	
1878		arc
弧	<i>Bow . . . melon.</i> [8]	
1879		orphan
孤	<i>Child . . . melon.</i> [8]	

Lesson 51

AS WE SAID WE would do back in LESSON 28, we now leave the beaten path to gather up those characters left aside because they form exceptions to the rules and patterns we have been learning. The list is not large and has a number of repeating patterns. Aside from the few others we shall interpose in the next section where they belong, and three characters appended at the very end, this will complete our collection of special characters. This is probably the most difficult lesson of the book.

1880

繭

COCOON

Though it's a good thing that the primitive for **cocoon** has been radically abbreviated from this, its full form as a kanji, the story it holds is a charming one. The silkworm (*insect*) eats the leaves of the mulberry bush (the *flowers*), digests them and transforms them into *thread* with which it spins about itself, in mystic wisdom, its own coffin (the *hood*). The dividing line that separates the two elements helps the picture of the little worm cutting itself off from contact with the outside world, but as a character stroke, it is a clear exception. [18]

𦉰 苧 苧 繭 繭

1881

益

benefit

What we have poised over the *dish* here is a pair of *animal horns* that are attached to a pair of *animal legs* by a single horizontal stroke. [10]

𦉰 𦉰 益

1882

暇

spare time

The element for *day* on the left is logical enough. Next to it we see *staples* being held in *mouth* (one stroke is doubled up),

indicating working in one's hobby or handicrafts at home on one's **spare time**. The small *box* at the top right is facing backwards, or more properly "inside out." Finally, we have the *crotch* at the bottom. [13]

𠄎 𠄏 𠄐 𠄑 𠄒

1883

spread

敷

At the top we have the *arrowhead* whose vertical line joins it to the *rice field* (or *brains*) below it. Beneath it, the *compass*; and to the right, the *taskmaster*. [15]

亩 剪 敷

1884

come

来

This odd but common kanji is built up of the character for *not yet* into which a pair of *animal horns* has been inserted. [7]

一 丿 𠄎 𠄏 𠄐 来 来

1885

spirit

气

The **spirit** in this character refers to the changeable moods and airs of one's personality as well as to the more essential combination of vital forces that distinguish things and individuals one from the other. Its elements are: *reclining . . . floor . . . fishhook . . . sheaf*. Do not confuse with *spirits* (FRAME 1791). [6]

1886

vapor

汽

Think of this character as a sibling of that for *spirit*. Simply replace *sheaves* with drops of *water* on the left in order to get *vapor*. [7]

<p>1887</p> <p>飛</p>	<p>fly</p> <p>The two <i>large hooks</i> have little propellers (the two <i>drops</i> on each <i>hook</i>) attached to them for flying. Beneath is the <i>measuring box</i>, which serves as the body of this flying contraption. The stroke order will cause some problems, so take care with it. [9]</p> <p>㇀ ㇁ ㇂ ㇃ ㇄ ㇅ 飛</p> <p>飛 飛</p>
<p>1888</p> <p>沈</p>	<p>sink</p> <p>The technique for sinking used in this kanji is unique. Rather than the biblical image of tying a millstone about the victim's neck, here we see a <i>crown</i> tied about one <i>leg</i> before the unfortunate party is tossed into the <i>water</i>. [7]</p>
<p>1889</p> <p>妻</p>	<p>wife</p> <p><i>Ten . . . rakes . . . woman.</i> [8]</p> <p>㇆ ㇇ ㇈ 妻 妻</p>
<p>1890</p> <p>衰</p>	<p>decline</p> <p>Let this key word connote the decline and fall of the Roman Empire. It shows a fellow in a <i>top hat</i> and <i>scarf</i>, trying hard to look happy by putting a <i>walking stick</i> in his <i>mouth</i> sideways to twist his face into a grotesque but semipermanent smile. [10]</p> <p>㇉ ㇊ ㇋ 衰 衰</p>
<p>1891</p> <p>衷</p>	<p>inmost</p> <p>Between the <i>top hat</i> and the <i>scarf</i> you will see the character for <i>in</i> which is truncated at the bottom so as not to interfere with</p>

the *scarf*. You can think of this character forming as a pair with that of the former frame: there the *in* (the *walking stick* in the *mouth*) was set on its side; here it is set upright. [10]

一 古 巾 巾 巾 巾 巾 衷

1892

mask

面

Imagine a **mask** over your head with *eyes* not only peeping out of the normal place, but all over the head, a *hundred* in all (the element for *eye* displacing the fifth stroke of that for *eye*). [9]

一 一 一 一 一 一 一
面 面

1893

leather

革

After the *flowers* at the top (painted on the **leather** for decoration), we see the element for *car* with the middle stroke left out. Think of the seats having been taken out so that they can be reupholstered with this decorated **leather**. [9]

一 一 一 一 一 一 一
革 革

1894

shoes

靴

Leather . . . change. [13]

1895

hegemony

霸

Old West . . . leather . . . moon. [19]

<p>1896</p> <p>声</p>	<p>voice</p> <p>The <i>samurai</i> at the top is familiar enough. The combination beneath, which looks like a <i>flag</i> with a line running through it, is not. Try to devise some way to take note of it, and pay attention to the writing. [7]</p> <p>士 吉 吉 吉 声</p>
<p>1897</p> <p>呉</p>	<p>give</p> <p>The complex of strokes in this kanji is unusual and difficult, because of the fourth stroke, which is rare (see FRAMES 33 and 34). The <i>mouth</i> and <i>tool</i> are already familiar. [7]</p> <p>口 呉 呉</p>
<p>1898</p> <p>娛</p>	<p>recreation</p> <p>Woman . . . give. [10]</p>
<p>1899</p> <p>誤</p>	<p>mistake</p> <p>Words . . . give. [14]</p>
<p>1900</p> <p>蒸</p>	<p>steam</p> <p>The <i>flower</i> at the top and the <i>floor</i> with the <i>oven fire</i> beneath are familiar. The problem is what comes in between. It is formed by the character for <i>complete</i>, whose vertical stroke doubles up as the first stroke of <i>water</i>. [13]</p> <p>艹 苳 菜 蒸 蒸</p>

<p>1901</p> <p>承</p>	<p style="text-align: right;">acquiesce</p> <p>The sense of passive acceptance or reception of information is contained in this key word. The form is based on the middle portion of the preceding character, with three additional strokes, best thought of as the kanji for <i>three</i>. [8]</p> <p style="text-align: center;">丿 了 子 彳 彳 彳 承 承 承</p>
<p>1902</p> <p>函</p>	<p style="text-align: right;">bin</p> <p>This is the character from which the element for <i>box</i> derives. Within it comes the element for <i>snare</i>, with the <i>sparkler</i> surrounding it. [8]</p> <p style="text-align: center;">一 丂 丂 丂 丂 丂 函 函</p>
<p>1903</p> <p>極</p>	<p style="text-align: right;">poles</p> <p>The poles this key word refers to are the extremities of the earth or the terminals of an electric field. The elements are: <i>tree</i> . . . <i>snare</i> . . . <i>mouth</i> . . . <i>crotch</i> . . . <i>floor</i>. [12]</p> <p style="text-align: center;">木 木 木 木 木 木 極 極</p>

Lesson 52

THE FINAL grouping of kanji revolves about elements related to animals. It is a rather large group, and will take us all of four lessons to complete. We begin with a few recurring elements related to parts of animal bodies.

1904	tusk
牙	If you play with this primitive's form with pencil and paper, you will see that it begins with a <i>box</i> -like shape, and ends with the final two strokes of the <i>halberd</i> , a convenient combination for the tusk protruding from the mouth of an animal. [4]
一 亅 牙 牙	
1905	bud
芽	<i>Flowers . . . tusk.</i> [7]
1906	wicked
邪	<i>Tusk . . . city walls.</i> [7]
1907	graceful
雅	<i>Tusk . . . an old turkey.</i> [12]
*	animal tracks
采	Having already met the primitive for human <i>footprints</i> , we now introduce the one for animal tracks . Its elements are simply: <i>a drop of . . . rice.</i> [7]
1908	explanation
釈	<i>Animal tracks . . . shakuhachi.</i> [11]
1909	turn
番	This key word has been chosen for its overlay of several meanings similar to those of the kanji: a turn of duty, a round, a

	<p>number, and so forth. Its composite elements: <i>animal tracks . . . rice field</i>. [12]</p> <p>* As a primitive element, we choose the image of a pair of <i>dice</i> which it is your <i>turn</i> to throw.</p>
<p>1910</p> <p>審</p>	<p>hearing</p> <p>The hearing referred to in this character relates to trials in the courts. The elements: <i>house . . . dice</i>. [15]</p>
<p>1911</p> <p>翻</p>	<p>flip</p> <p><i>Dice . . . feathers</i>. [18]</p>
<p>1912</p> <p>藩</p>	<p>clan</p> <p><i>Flowers . . . water . . . dice</i>. [18]</p>
<p>1913</p> <p>毛</p>	<p>fur</p> <p>This character simply reverses the direction of the final stroke of <i>hand</i> to produce fur. If you reverse your <i>hand</i> and put its palm down, you will have the side on which fur grows. [4]</p> <p>一 二 三 毛</p>
<p>1914</p> <p>耗</p>	<p>decrease</p> <p><i>Christmas tree . . . fur</i>. [10]</p>
<p>1915</p> <p>尾</p>	<p>tail</p> <p><i>Flag . . . fur</i>. [7]</p>

*	lock of hair
毛	This element is clearly derived from that for <i>fur</i> . By leaving out the second stroke, we get simply a lock of hair . [3]
1916	home
宅	<i>House . . . lock of hair</i> . [6]
1917	consign
託	<i>Words . . . lock of hair</i> . [10]
*	tail feathers
𠂔	So as not to confuse this primitive element with the character for <i>feathers</i> , think of the extravagant tail-feather plumage of the peacock. The form itself is too pictographic to need breaking down further. [5]
	フ 𠂔
1918	do
為	This character rightly belongs to the previous lesson, but we held it until now because of the final element, the <i>tail feathers</i> . After the <i>drop</i> at the outset, the next three strokes are completely novel and should be given special attention. [9]
	丶 ヌ 𠂔 𠂔 為 為
1919	falsehood
偽	<i>Person . . . do</i> . [11]

<p>★</p> <p>𠄎</p>	<p>hairpin</p> <p>Here we have a quasi-pictograph of the colorful and decorated clips used to bind up long hair. Note its similarity to the <i>scarf</i>, which differs only by the addition of one stroke. [4]</p> <p>一 𠄎 𠄎 𠄎</p>
<p>1920</p> <p>長</p>	<p>long</p> <p>In line with the story of the preceding frame, the <i>hair</i> that needs the <i>hairpin</i> is long. [8]</p> <p>丨 𠄎 𠄎 𠄎 𠄎 𠄎 𠄎 長</p> <p>* The primitive of this kanji has two more shapes in addition to that of the kanji itself. Above its relative primitive, it is abbreviated to the form 𠄎 and will mean <i>hair</i>. Further abbreviated to 𠄎, it will mean the long, mangy <i>mane</i> of an animal.</p>
<p>1921</p> <p>張</p>	<p>lengthen</p> <p><i>Bow . . . long.</i> [11]</p>
<p>1922</p> <p>帳</p>	<p>notebook</p> <p><i>Towel . . . long.</i> [11]</p>
<p>1923</p> <p>脹</p>	<p>dilate</p> <p><i>Flesh . . . long.</i> [12]</p>
<p>1924</p> <p>髮</p>	<p>hair of the head</p> <p><i>Hair . . . shape . . . friend.</i> [14]</p>

1925	unfold
展	<i>Flag . . . salad . . . hairpin.</i> [10]
1926	miss
喪	<i>Soil . . . two mouths . . . hairpin.</i> Hint: see <i>spit</i> (FRAME 151). The key word carries the wide range of meanings readily associated with it: error, loss, absence, and so on. [12]

Lesson 53

WE TURN NOW to the animals themselves, beginning with the smaller animals. Because we shall meet a fair number of limited-use primitives, this lesson will supply a larger than normal number of stories in complete or semicomplete form.

*	owl
㇀	We have already met these three strokes before. When they come under another stroke, they represent a <i>claw</i> , and thence a <i>vulture</i> . And when placed atop a roof structure, they create a <i>schoolhouse</i> . The owl has something to do with both: it is a bird of prey, and it has come to be associated in the popular imagination with learning. [3]
1927	nest
巢	<i>Owl . . . fruit.</i> [11]

1928		simple
单	<i>Owl . . . brain . . . needle.</i> The key word does not connote easy or facile, but rather simple as the opposite of complex. Note how the stroke order of the last two elements is different from what you might expect just by reading the ingredients. [9]	
	𠂇 𠂈 单	
1929		war
戦	<i>Simple . . . fiesta.</i> [13]	
1930		Zen
禅	<i>Altar . . . simple.</i> [13]	
1931		bullet
弹	<i>Bow . . . simple.</i> [12]	
1932		cherry tree
桜	<i>Tree . . . owl . . . woman.</i> [10]	
1933		animal
獣	<i>Owl . . . rice field . . . one . . . mouth . . . chihuahua.</i> [16]	
1934		brain
脳	<i>Part of the body . . . owl . . . villain.</i> Unlike most elements whose meaning is identical with that of a character, the full kanji for brain has no connection with the element for <i>brains</i> . [11]	

1935		trouble
惱	<i>State of mind . . . owl . . . villain.</i> [10]	
1936		stern
巖	<i>Owl . . . cliff . . . daring.</i> [17]	
1937		chain
鎖	<i>Metal . . . little . . . shells.</i> We have saved this character until now in order to draw attention to the visual difference between the <i>owl</i> and <i>little</i> . By now your eyes should be so accustomed to these apparently infinitesimal differences that the point is obvious. [18]	
1938		raise
拳	<i>Owl . . . tool . . . hand.</i> [10]	
1939		reputation
譽	<i>Owl . . . tool . . . speaking.</i> [13]	
1940		game hunting
獵	<i>Pack of wild dogs . . . owl . . . wind . . . cornstalk.</i> [11]	
1941		bird
鳥	<i>Dove . . . one . . . tail feathers.</i> This is, of course, the character from which we derived the primitive meaning of <i>dove</i> . Note the lengthening of the second stroke. [11]	
	戶 戶 鳥 鳥	

1942		chirp
鳴	<i>Mouth . . . bird.</i> [14]	
1943		crane
鶴	<i>Turkey house . . . bird.</i> The first element appears on only one other occasion, back in FRAME 567. [21]	
1944		crow
烏	The only thing that distinguishes this character from that for <i>bird</i> is the omission of the one stroke that makes it <i>white</i> . Which is logical enough, when you consider that there are no crows of that color. [10]	
1945		vine
蔦	<i>Flower . . . bird.</i> [14]	
1946		pigeon
鳩	<i>Baseball . . . bird.</i> [13]	
1947		chicken
鷄	<i>Vulture . . . husband . . . bird.</i> [19]	
1948		island
島	The <i>bird's tail</i> is tucked under here, because it has come to stop on a <i>mountain</i> to rest from its journey across the waters. Thus the kanji comes to mean an island . [10]	

*	migrating ducks
爰	This primitive is simplicity itself. It depicts bird <i>claws</i> that are joined to one another. Note the extra horizontal stroke in <i>friendship</i> , which gives the appearance of a “two” in the middle of the kanji, further emphasizing the togetherness of the migrating ducks . [9]
	𠂇 𠂈 𠂉 爰
1949	warmth
暖	Unlike the character for <i>warm</i> weather learned earlier (FRAME 1452), this kanji and its key word can also refer to the warmth of human congeniality. Its elements are: <i>sun</i> . . . <i>migrating ducks</i> . [13]
1950	beautiful woman
媛	<i>Woman</i> . . . <i>migrating ducks</i> . [12]
1951	abet
援	<i>Fingers</i> . . . <i>migrating ducks</i> . [12]
1952	slacken
緩	<i>Thread</i> . . . <i>migrating ducks</i> . [15]
1953	belong
属	<i>Flag</i> . . . <i>gnats</i> (see FRAME 524) . . . with a <i>belt</i> . [12]
	尸 居 肩 属 属

1954	entrust
嘱	<i>Mouth . . . belong.</i> [15]
1955	accidentally
偶	The <i>person</i> on the left is familiar. As for the right side, we may combine the <i>insect</i> with a <i>brain</i> (observe the writing) and a <i>belt</i> to create the <i>Talking Cricket</i> who served as Pinocchio's conscience. (<i>The belt</i> is there because he pulls it off to give unrepentant little Pinocchio a bit of "strap" now and again.) [11]
	亻 偶 偶 偶 偶
1956	interview
遇	<i>Talking Cricket . . . road.</i> [12]
1957	foolish
愚	<i>Talking Cricket . . . heart.</i> [13]
1958	corner
隅	<i>Pinnacle . . . Talking Cricket.</i> [12]
*	mountain goat
𠂇	The <i>animal horns</i> and <i>mountain</i> unite, quite naturally, to give us a mountain goat . The extension of the final stroke indicates its tail, which only shows up when it has something under it. In an overhead enclosure, it is to be pictured as standing still, so that its tail droops down and out of sight. [6]
	𠂇 𠂇 𠂇

1959 逆	<i>Mountain goat . . . road.</i> [9]	inverted
1960 塑	This kanji depicts the art of modeling clay or wood into a figure of something else. The elements: <i>mountain goat . . . moon . . . soil.</i> [13]	model
1961 岡	Here we see a <i>mountain goat</i> “ mounted ” under a <i>glass canopy</i> . In this and the following frames, think of a particular Mount you know. [8]	Mount
1962 鋼	<i>Metal . . . Mount.</i> [16]	steel
1963 綱	<i>Thread . . . Mount.</i> [14]	hawser
1964 剛	<i>Mount . . . saber.</i> [10]	sturdy
1965 缶	Though the meaning has no reference to animals, the parts do: <i>horse</i> with a <i>mountain</i> underneath. [6]	tin can

1966	pottery
陶	<i>Pinnacle . . . bound up . . . tin can.</i> [11]
* 𪗇	condor
	<i>Vulture . . . king . . . mountain.</i> By now you should be used to finding two elements double up on a stroke, as is the case here with <i>king</i> and <i>mountain</i> . [9]
	𪗇 𪗇 𪗇
1967	swing
揺	<i>Fingers . . . condor.</i> [12]
1968	Noh chanting
謡	<i>Words . . . condor.</i> [16]
1969	concerning
就	<i>Capital . . . chihuahua with a human leg in place of one of its paws.</i> [12]
* 豸	skunk
	This primitive represents a skunk by combining the <i>claw</i> with the first part of the element for a <i>sow</i> . Note how the final stroke of <i>claw</i> is turned and lengthened to double up with the first stroke of the <i>sow</i> . [7]
	ノ 彳 彳 彳 彳 豸 豸 豸

1970	sociable
猓 <i>Skunk . . . silver . . . heart.</i> [17]	
1971	groundbreaking
墾 The groundbreaking referred to here is not for the erection of new buildings but for the opening of farmlands. The elements: <i>skunk . . . silver . . . soil.</i> [16]	
1972	excuse
免 This character is used for excusing oneself for a failure of courtesy. The elements are: <i>bound up . . . sun</i> (oddly enough, laid on its side) . . . <i>human legs.</i> [8]	
	𠂇 𠂇 𠂇 𠂇 免
	* For the primitive meaning, we shall refer to this character as a <i>rabbit</i> , for which the old form of the character is 兔. [8]
1973	elude
逸 <i>Rabbit . . . road.</i> [11]	
1974	nightfall
晚 <i>Sun . . . rabbit.</i> [12]	
1975	exertion
勉 <i>Rabbit . . . muscle.</i> Notice how the last stroke of <i>rabbit</i> is stretched out to underlie the element for <i>muscle.</i> [10]	

1976 象	elephant A <i>rabbit's</i> head with the body of a <i>sow</i> represents an elephant . Little wonder that the kanji also means “phenomenon”! [12]
1977 像	statue <i>Person . . . elephant</i> . [14]

Lesson 54

NOW THAT WE have come as far as the elephant, we may continue on with more of the larger animals. Fortunately, this group will cause us much less of a headache than the preceding series, since there are fewer new primitives and their use is more frequent.

1978 馬	horse Let the extra vertical stroke in the <i>mane</i> combine with the first vertical stroke to give an image of the horse's long neck. The only odd thing is the <i>tail feathers</i> at the end, but that should present a good image to remember the character by. The fact that the last stroke of <i>mane</i> and the first of <i>tail feathers</i> coincide should no longer surprise you. [10]
	* As a primitive, this kanji will mean a <i>team of horses</i> as distinct from the single <i>horse</i> whose primitive we met earlier.

1979 駒	pony <i>Team of horses . . . phrase.</i> In American slang, a pony is an underground translation of a classical text, which students who cannot manage the difficult <i>phrases</i> of the original language consult and pass on from one generation to the next. [15]
1980 駿	verification <i>Team of horses . . . awl.</i> [18]
1981 騎	equestrian <i>Team of horses . . . strange.</i> [18]
1982 駐	parking <i>Team of horses . . . candlestick.</i> [15]
1983 驅	drive <i>Team of horses . . . ward.</i> [14]
1984 駅	station <i>Team of horses . . . shakuhachi.</i> [14]
1985 騷	boisterous <i>Team of horses . . . crotch . . . insect.</i> [18]
1986 駄	burdensome <i>Team of horses . . . fat.</i> [14]

1987	wonder
驚	<i>Awe . . . team of horses.</i> [22]
1988	fervent
篤	<i>Bamboo . . . team of horses.</i> [16]
1989	inflation
騰	<i>Meat . . . quarter . . . team of horses.</i> [20]
1990	tiger
虎	<p>The kanji in this frame recalls the famous Bengali fable about the group of magicians (the <i>magic wand</i>) who decided to make a tiger. It seems that each of them knew how to make one part of the beast, so they pooled their talents and brought all the pieces (<i>diced</i> into pieces) together, at which point the fabricated <i>tiger</i> promptly ate its makers up (the bodiless <i>human legs</i>). Whatever the parable's significance for modern civilization and its arsenals, it should help with this kanji.</p> <p>Oh yes, we should not forget that cliff-like element. Think of it as an abbreviation of the primitive for <i>zoo</i> (the first and fourth strokes, actually), in order to fit the tiger somewhere into the picture. In fact, the abbreviation is perfectly logical, since the bottom elements usurp the room for the rest of the primitive for <i>zoo</i>. [8]</p> <p style="text-align: center;">' 𠃉 𠃊 𠃋 𠃌 𠃍 𠃎 𠃏 虎</p> <p>* As a primitive element itself, the <i>human legs</i> are also swallowed up, but the meaning of <i>tiger</i> is kept, and the whole serves as a roof for what comes beneath, 𠃎, giving the <i>tiger</i> something else to eat.</p>

1991 虜 <i>Tiger . . . male.</i> [13]	captive
1992 膚 <i>Tiger . . . stomach.</i> [15]	skin
1993 虛 <i>Tigers . . . row.</i> [11]	void
1994 戲 <i>Void . . . fiesta.</i> [15]	frolic
1995 虞 <i>Tiger . . . give.</i> [13]	uneasiness
1996 慮 <i>Tiger . . . think.</i> [15]	prudence
1997 劇 <i>Tiger . . . sow . . . saber.</i> [15]	drama
1998 虐 <i>Tiger . . . box with a one in it (or a backwards broom, if that makes it easier).</i> [9]	tyrannize

<p>1999</p> <p>鹿</p>	<p style="text-align: right;">deer</p> <p>Drawn on the walls of a complex of <i>caves</i> near Niaux in southern France are a number of animal likenesses dating from the Upper Paleolithic period. Among them we find pictures of deer, some of them showing men in deer masks. By <i>comparing</i> their drawings to real deer, Stone Age people hoped to acquire power over the animal in the hunt; and by <i>comparing</i> themselves to the deer, to take on that animal's characteristics. But time has "double-locked" (the extra stroke through the element for <i>lock</i>) the real secret of this art form from us, and we can only surmise such meanings. But more important than the enigmas of the troglodytic mind is the way in which <i>caves</i>, a double-<i>lock</i>, and <i>comparing</i> gives us the kanji for deer. [11]</p> <p style="text-align: center;">广 户 廡 廡 鹿</p> <p>* As a primitive, this kanji is abbreviated much the same as the <i>tiger</i> was: the lower element is dropped to leave room for a replacement: 廡. Its meaning, however, remains the same. There are a very few cases (see FRAME 2002) in which there is no abbreviation. When this happens, we may keep the image suggested by the above explanation: <i>painting of a deer</i>.</p>
<p>2000</p> <p>薦</p>	<p style="text-align: right;">recommend</p> <p><i>Flowers . . . deer . . . slingshot . . . tail feathers</i>. Note the doubling up in these last two elements. [16]</p>
<p>2001</p> <p>慶</p>	<p style="text-align: right;">jubilation</p> <p><i>Deer . . . crown</i> (note the doubling up) . . . <i>heart . . . walking legs</i>. You may recall that we met the relative primitives at the bottom here before, in the kanji for <i>melancholy</i> (FRAME 616). [15]</p>
<p>2002</p> <p>麗</p>	<p style="text-align: right;">lovely</p> <p>The painting of a <i>deer</i> itself with its form and color is enough to fill the bill for an image of something lovely. But to give a bit</p>

of contrast, we see two *mediocre* drawings from a later age on two patches of *ceiling* above. Note that the drop in *mediocre* has been lengthened somewhat and the second stroke drawn down straight. [19]

2003

bear

熊

Elbow . . . meat . . . spoon ATOP *spoon . . . oven fire*. [14]

2004

ability

能

Try relating this kanji to that of the previous frame. For instance, you might imagine that the test of **ability** envisioned here is removing the *bear* from the oven fire. [10]

2005

attitude

態

Ability . . . heart. [14]

Lesson 55

THE FINAL GROUPING of kanji is based on primitives related to fantastical animals and beings. We begin with two animals belonging to the zodiac.

2006

sign of the tiger

寅

House . . . ceiling . . . sprout . . . animal legs. Compare FRAME 1750. [11]

2007 演	performance <i>Water . . . sign of the tiger.</i> [14]
2008 辰	sign of the dragon <i>Cliff . . . two . . . hairpins.</i> [7]
2009 辱	embarrass <i>Sign of the dragon . . . glue.</i> [10]
2010 震	quake <i>Weather . . . sign of the dragon.</i> [15]
2011 振	shake <i>Fingers . . . sign of the dragon.</i> [10]
2012 娠	with child <i>Woman . . . sign of the dragon.</i> The key word is a synonym for <i>pregnant</i> , whose character we met earlier (FRAME 507). Although the two kanji are often used together, they should be kept distinct. [10]
2013 唇	lips <i>Sign of the dragon . . . mouth.</i> [10]
2014 農	agriculture <i>Bend . . . sign of the dragon.</i> [13]

2015 濃	concentrated Among other things, the key word refers to the thick consistency of liquids. Its elements: <i>water . . . agriculture</i> . [16]
* 关	golden calf The story is told of the people of the Exodus that, in their distrust of Moses' leadership, they gathered together and melted down their gold ornaments to fashion a golden calf for an idol. The animal horns and heavens here represent that god of theirs. [6]
2016 送	send off <i>Road . . . golden calf</i> . [9]
2017 関	connection <i>Gates . . . golden calf</i> . [14]
2018 咲	blossom <i>Mouth . . . golden calf</i> . [9]
2019 鬼	ghost <i>Drop of . . . brains . . . human legs . . . elbow</i> . [10]
2020 醜	ugly <i>Whiskey bottle . . . ghost</i> . [17]

can run into. Aside from help with unusual stroke order and the indication of the total number of strokes in square brackets, no hints will be given.

The first and simplest group will be composed of those whose parts you will recognize immediately from characters already learned. We list seven examples, each representing one of the principles governing primitives.

2026 嚇 [17]	upbraid
2027 朕 [10]	majestic plural
2028 雰 [12]	atmosphere
2029 箇 [14]	item
2030 鍊 [16]	tempering
2031 遵 [15]	abide by
2032 罷 [15]	quit

Secondly, you may run into characters that you learned as primitives, but whose meaning is completely unrelated to the primitive meaning we adopted. In learning the meaning of the kanji, be careful not to forget what it stands for when used as a primitive element.

2033		barracks
屯	[4]	
2034		moreover
且	[5]	

In the third place, you will meet kanji using combinations of elements that you can make into a new primitive with its own particular meaning. Recall a previous kanji in which this combination appears and adjust your story to reinforce your new invention.

2035		seaweed
藻	[19]	
2036		slave
隸	[16]	
2037		healing
癒	[18]	

Finally, there are shapes that were not covered in this book. You are on your own here, but it may help to consult a kanji dictionary to see whether any

of the parts might not be a character with a specific and useful meaning. The cluster of strokes forming 臼 in FRAME 2039 is a perfect illustration of this.

2038		cinnabar
丹	[4]	
2039		lagoon
瀉	[15]	

Scattered here and there throughout the foregoing 55 lessons several figures of the Sino-Japanese zodiac were introduced. We conclude this lesson, and the book, with the remaining figures. In all, there are twelve animals, several of which take their writing from other characters quite unrelated in meaning. So far, then, we have learned the following: *rat* (子), *tiger* (寅), *dragon* (辰), *horse* (午), *ram* (未), *monkey* (申), *bird* (酉), *dog* (戌), and *hog* (亥). This leaves three for the learning.

2040		sign of the cow
丑	[4]	
	㇇ ㇇ ㇇ ㇇	
2041		sign of the hare
卯	[5]	
2042		sign of the snake
巳	[3]	

*Valeant benefici,
Poenas dent malefici!*

Indexes

INDEX I

Kanji

The following INDEX includes all the kanji presented in this book, in the order of their appearance. They are printed in one of the typical block-form type styles currently used in Japan to teach children the proper form for drawing kanji by hand with a pen or pencil. You will find it helpful to consult this INDEX when you are unsure about the final form your hand-drawn kanji should take.

一	二	三	四	五	六	七	八	九	十
1	2	3	4	5	6	7	8	9	10
口	日	月	田	目	古	吾	冒	朋	明
11	12	13	14	15	16	17	18	19	20
唱	晶	品	呂	昌	早	旭	世	胃	旦
21	22	23	24	25	26	27	28	29	30
胆	亘	凹	凸	旧	自	白	百	中	千
31	32	33	34	35	36	37	38	39	40
舌	升	昇	丸	寸	專	博	占	上	下
41	42	43	44	45	46	47	48	49	50
卓	朝	只	貝	貞	員	見	兒	元	頁
51	52	53	54	55	56	57	58	59	60
頑	凡	負	万	句	肌	旬	勺	的	首
61	62	63	64	65	66	67	68	69	70

乙 71	乱 72	直 73	具 74	真 75	工 76	左 77	右 78	有 79	賄 80
貢 81	項 82	刀 83	刃 84	切 85	召 86	昭 87	則 88	副 89	別 90
丁 91	町 92	可 93	頂 94	子 95	孔 96	了 97	女 98	好 99	如 100
母 101	貫 102	兄 103	克 104	小 105	少 106	大 107	多 108	夕 109	汐 110
外 111	名 112	石 113	肖 114	硝 115	碎 116	砂 117	削 118	光 119	太 120
器 121	臭 122	妙 123	省 124	厚 125	奇 126	川 127	州 128	順 129	水 130
氷 131	永 132	泉 133	原 134	願 135	泳 136	沼 137	沖 138	江 139	汁 140
潮 141	源 142	活 143	消 144	況 145	河 146	泊 147	湖 148	測 149	土 150
吐 151	圧 152	埼 153	垣 154	圭 155	封 156	涯 157	寺 158	時 159	均 160
火 161	炎 162	煩 163	淡 164	灯 165	畑 166	災 167	灰 168	点 169	照 170
魚 171	漁 172	里 173	黒 174	墨 175	鯉 176	量 177	厘 178	埋 179	同 180
洞 181	胴 182	向 183	尚 184	字 185	守 186	完 187	宣 188	宵 189	安 190

宴	寄	富	貯	木	林	森	桂	柏	梓
191	192	193	194	195	196	197	198	199	200
梢	棚	杏	桐	植	枯	朴	村	相	机
201	202	203	204	205	206	207	208	209	210
本	札	曆	案	燥	未	末	沫	味	妹
211	212	213	214	215	216	217	218	219	220
朱	株	若	草	苦	寬	薄	葉	模	漠
221	222	223	224	225	226	227	228	229	230
墓	暮	膜	苗	兆	桃	眺	犬	状	默
231	232	233	234	235	236	237	238	239	240
然	荻	狩	猫	牛	特	告	先	洗	介
241	242	243	244	245	246	247	248	249	250
界	茶	合	塔	王	玉	宝	珠	現	狂
251	252	253	254	255	256	257	258	259	260
皇	呈	全	栓	理	主	注	柱	金	銑
261	262	263	264	265	266	267	268	269	270
鉢	銅	鈞	針	銘	鎮	道	導	辻	迅
271	272	273	274	275	276	277	278	279	280
造	迫	逃	辺	巡	車	連	軌	輸	前
281	282	283	284	285	286	287	288	289	290
各	格	略	客	額	夏	処	条	落	冗
291	292	293	294	295	296	297	298	299	300
軍	輝	運	冠	夢	坑	高	享	塾	熟
301	302	303	304	305	306	307	308	309	310

亭 311	京 312	涼 313	景 314	鯨 315	舍 316	周 317	週 318	士 319	吉 320
壯 321	莊 322	壳 323	学 324	覺 325	榮 326	書 327	津 328	牧 329	攻 330
敗 331	枚 332	故 333	敬 334	言 335	警 336	計 337	獄 338	訂 339	討 340
訓 341	詔 342	詰 343	話 344	詠 345	詩 346	語 347	讀 348	調 349	談 350
諾 351	諭 352	式 353	試 354	弑 355	域 356	賊 357	栽 358	載 359	茂 360
成 361	城 362	誠 363	威 364	滅 365	減 366	棧 367	錢 368	淺 369	止 370
步 371	涉 372	頻 373	肯 374	企 375	歷 376	武 377	賦 378	正 379	証 380
政 381	定 382	錠 383	走 384	超 385	赴 386	越 387	是 388	題 389	堤 390
建 391	延 392	誕 393	礎 394	婿 395	衣 396	裁 397	裝 398	裏 399	壞 400
哀 401	遠 402	猿 403	初 404	布 405	帆 406	幅 407	帽 408	幕 409	幌 410
錦 411	市 412	姉 413	肺 414	帶 415	滯 416	刺 417	制 418	製 419	軫 420
芸 421	雨 422	雲 423	曇 424	雷 425	霜 426	冬 427	天 428	橋 429	嬌 430

立	泣	章	競	帝	童	瞳	鐘	商	嫡
431	432	433	434	435	436	437	438	439	440
適	滴	敵	匕	北	背	比	昆	皆	混
441	442	443	444	445	446	447	448	449	450
渴	謁	褐	喝	旨	脂	壺	每	敏	梅
451	452	453	454	455	456	457	458	459	460
海	乞	乾	腹	複	欠	吹	炊	歌	軟
461	462	463	464	465	466	467	468	469	470
次	茨	資	姿	諮	賠	培	剖	音	暗
471	472	473	474	475	476	477	478	479	480
韻	識	鏡	境	亡	盲	妄	荒	望	方
481	482	483	484	485	486	487	488	489	490
妨	坊	芳	肪	訪	放	激	脫	說	銳
491	492	493	494	495	496	497	498	499	500
曾	增	贈	東	棟	凍	妊	廷	染	燃
501	502	503	504	505	506	507	508	509	510
賓	歲	鼎	枋	地	池	虫	蚩	蛇	虹
511	512	513	514	515	516	517	518	519	520
蝶	独	蚕	風	己	起	妃	改	記	包
521	522	523	524	525	526	527	528	529	530
胞	砲	泡	龜	電	竜	滝	豚	逐	遂
531	532	533	534	535	536	537	538	539	540
家	嫁	豪	腸	場	湯	羊	美	洋	詳
541	542	543	544	545	546	547	548	549	550

鮮 551	達 552	羨 553	差 554	着 555	唯 556	焦 557	礁 558	集 559	准 560
進 561	雜 562	雌 563	準 564	奮 565	奪 566	確 567	午 568	許 569	歡 570
權 571	觀 572	羽 573	習 574	翌 575	曜 576	濯 577	曰 578	困 579	固 580
国 581	团 582	因 583	姻 584	園 585	回 586	壇 587	店 588	庫 589	庭 590
庁 591	床 592	麻 593	磨 594	心 595	忘 596	忍 597	認 598	忌 599	志 600
誌 601	忠 602	串 603	患 604	思 605	恩 606	忖 607	意 608	想 609	息 610
憩 611	惠 612	恐 613	惑 614	感 615	憂 616	寡 617	忙 618	悅 619	恒 620
悼 621	悟 622	怖 623	慌 624	悔 625	憎 626	慣 627	愉 628	惰 629	慎 630
憾 631	憶 632	慕 633	添 634	必 635	泌 636	手 637	看 638	摩 639	我 640
義 641	議 642	犧 643	抹 644	抱 645	搭 646	抄 647	抗 648	批 649	招 650
拓 651	拍 652	打 653	拘 654	捨 655	拐 656	摘 657	挑 658	指 659	持 660
括 661	揮 662	推 663	揚 664	提 665	損 666	拾 667	担 668	扱 669	描 670

操 671	接 672	揭 673	掛 674	研 675	戒 676	械 677	鼻 678	刑 679	型 680
才 681	財 682	材 683	存 684	在 685	乃 686	携 687	及 688	吸 689	扱 690
丈 691	史 692	吏 693	更 694	硬 695	又 696	双 697	桑 698	隻 699	護 700
獲 701	奴 702	怒 703	友 704	拔 705	投 706	没 707	設 708	擊 709	殼 710
支 711	技 712	枝 713	肢 714	莖 715	怪 716	輕 717	叔 718	督 719	寂 720
淑 721	反 722	坂 723	板 724	返 725	販 726	爪 727	妥 728	乳 729	浮 730
將 731	獎 732	採 733	菜 734	受 735	授 736	愛 737	扌 738	広 739	扞 740
鉞 741	弁 742	雄 743	台 744	怠 745	治 746	始 747	胎 748	窓 749	去 750
法 751	会 752	至 753	室 754	到 755	致 756	互 757	棄 758	育 759	撤 760
充 761	銃 762	硫 763	流 764	允 765	唆 766	出 767	山 768	拙 769	岩 770
炭 771	岐 772	峠 773	崩 774	密 775	蜜 776	嵐 777	崎 778	入 779	込 780
分 781	貧 782	頒 783	公 784	松 785	翁 786	訟 787	谷 788	浴 789	容 790

溶 791	欲 792	裕 793	鉛 794	沿 795	賞 796	党 797	堂 798	常 799	裳 800
掌 801	皮 802	波 803	婆 804	披 805	破 806	被 807	殘 808	殉 809	殊 810
殖 811	列 812	裂 813	烈 814	死 815	葬 816	瞬 817	耳 818	取 819	趣 820
最 821	撮 822	恥 823	職 824	聖 825	敢 826	聽 827	懷 828	慢 829	漫 830
買 831	置 832	罰 833	寧 834	濁 835	環 836	還 837	夫 838	扶 839	溪 840
規 841	替 842	贊 843	潛 844	失 845	鉄 846	迭 847	臣 848	姬 849	蔵 850
臈 851	賢 852	堅 853	臨 854	覽 855	巨 856	拒 857	力 858	男 859	勞 860
募 861	劣 862	功 863	勸 864	努 865	勵 866	加 867	賀 868	架 869	脇 870
脅 871	協 872	行 873	律 874	復 875	得 876	從 877	徒 878	待 879	往 880
征 881	徑 882	彼 883	役 884	徳 885	徹 886	徴 887	懲 888	微 889	街 890
衡 891	稿 892	稼 893	程 894	税 895	稚 896	和 897	移 898	秒 899	秋 900
愁 901	私 902	秩 903	秘 904	称 905	利 906	梨 907	獲 908	穂 909	稻 910

香 911	季 912	委 913	秀 914	透 915	誘 916	穀 917	菌 918	米 919	粉 920
粘 921	粒 922	粧 923	迷 924	粹 925	糧 926	菊 927	奧 928	数 929	楼 930
類 931	漆 932	樣 933	求 934	球 935	救 936	竹 937	笑 938	笠 939	笹 940
筋 941	箱 942	筆 943	筒 944	等 945	算 946	答 947	策 948	簿 949	築 950
人 951	佐 952	但 953	住 954	位 955	仲 956	体 957	悠 958	件 959	仕 960
他 961	伏 962	佗 963	仏 964	休 965	仮 966	伯 967	俗 968	信 969	佳 970
依 971	例 972	個 973	健 974	側 975	侍 976	停 977	值 978	倣 979	倒 980
偵 981	僧 982	億 983	儀 984	償 985	仙 986	催 987	仁 988	侮 989	使 990
便 991	倍 992	優 993	伐 994	宿 995	傷 996	保 997	褒 998	傑 999	付 1000
符 1001	府 1002	任 1003	賃 1004	代 1005	袋 1006	貸 1007	化 1008	花 1009	貨 1010
傾 1011	何 1012	荷 1013	俊 1014	傍 1015	久 1016	畝 1017	囚 1018	内 1019	丙 1020
柄 1021	肉 1022	腐 1023	座 1024	卒 1025	傘 1026	匆 1027	以 1028	似 1029	併 1030

瓦	瓶	宮	營	善	年	夜	液	塚	幣
1031	1032	1033	1034	1035	1036	1037	1038	1039	1040
弊	喚	換	融	施	旋	遊	旅	勿	物
1041	1042	1043	1044	1045	1046	1047	1048	1049	1050
易	賜	尿	尼	泥	塀	履	屋	握	屈
1051	1052	1053	1054	1055	1056	1057	1058	1059	1060
掘	堀	居	据	層	局	遲	漏	刷	尺
1061	1062	1063	1064	1065	1066	1067	1068	1069	1070
尽	沢	沢	扱	昼	戸	肩	房	扇	炉
1071	1072	1073	1074	1075	1076	1077	1078	1079	1080
戾	涙	雇	顧	啓	示	礼	祥	祝	福
1081	1082	1083	1084	1085	1086	1087	1088	1089	1090
祉	社	視	奈	尉	慰	款	禁	襟	宗
1091	1092	1093	1094	1095	1096	1097	1098	1099	1100
崇	祭	察	擦	由	抽	油	袖	宙	届
1101	1102	1103	1104	1105	1106	1107	1108	1109	1110
笛	軸	甲	抽	岬	挿	申	伸	神	搜
1111	1112	1113	1114	1115	1116	1117	1118	1119	1120
果	菓	課	裸	斤	析	所	祈	近	折
1121	1122	1123	1124	1125	1126	1127	1128	1129	1130
哲	逝	誓	暫	漸	断	質	斥	訴	昨
1131	1132	1133	1134	1135	1136	1137	1138	1139	1140
詐	作	雪	録	尋	急	穩	侵	浸	寢
1141	1142	1143	1144	1145	1146	1147	1148	1149	1150

婦	掃	当	争	淨	事	唐	糖	康	逮
1151	1152	1153	1154	1155	1156	1157	1158	1159	1160
伊	君	群	耐	需	儒	端	兩	湍	画
1161	1162	1163	1164	1165	1166	1167	1168	1169	1170
齒	曲	曹	遭	漕	槽	斗	料	科	凶
1171	1172	1173	1174	1175	1176	1177	1178	1179	1180
用	庸	備	昔	錯	借	惜	措	散	廿
1181	1182	1183	1184	1185	1186	1187	1188	1189	1190
庶	遮	席	度	渡	奔	噴	墳	憤	燒
1191	1192	1193	1194	1195	1196	1197	1198	1199	1200
曉	半	伴	畔	判	券	卷	圈	勝	藤
1201	1202	1203	1204	1205	1206	1207	1208	1209	1210
膳	片	版	之	乏	芝	不	否	杯	矢
1211	1212	1213	1214	1215	1216	1217	1218	1219	1220
矯	族	知	智	矛	柔	務	霧	班	歸
1221	1222	1223	1224	1225	1226	1227	1228	1229	1230
弓	引	弔	弘	強	弱	沸	費	第	弟
1231	1232	1233	1234	1235	1236	1237	1238	1239	1240
巧	号	朽	誇	污	与	写	身	射	謝
1241	1242	1243	1244	1245	1246	1247	1248	1249	1250
老	考	孝	教	拷	者	煮	著	署	暑
1251	1252	1253	1254	1255	1256	1257	1258	1259	1260
諸	猪	渚	賭	峽	狹	挾	追	師	帥
1261	1262	1263	1264	1265	1266	1267	1268	1269	1270

官	棺	管	父	交	効	較	校	足	促
1271	1272	1273	1274	1275	1276	1277	1278	1279	1280
距	路	露	跳	躍	踐	踏	骨	滑	髓
1281	1282	1283	1284	1285	1286	1287	1288	1289	1290
禍	渦	過	阪	阿	際	障	隨	陪	陽
1291	1292	1293	1294	1295	1296	1297	1298	1299	1300
陳	防	附	院	陣	隊	墜	降	階	陛
1301	1302	1303	1304	1305	1306	1307	1308	1309	1310
隣	隔	隱	墮	陷	穴	空	控	突	究
1311	1312	1313	1314	1315	1316	1317	1318	1319	1320
窒	竊	窪	搾	窯	窮	探	深	丘	岳
1321	1322	1323	1324	1325	1326	1327	1328	1329	1330
兵	洪	糸	織	繕	縮	繁	縱	線	締
1331	1332	1333	1334	1335	1336	1337	1338	1339	1340
維	羅	練	緒	統	繪	統	絞	給	絡
1341	1342	1343	1344	1345	1346	1347	1348	1349	1350
結	終	級	紀	紅	納	紡	紛	紹	經
1351	1352	1353	1354	1355	1356	1357	1358	1359	1360
紳	約	細	累	索	総	綿	絹	繰	継
1361	1362	1363	1364	1365	1366	1367	1368	1369	1370
緑	縁	網	緊	紫	縛	縄	幼	後	幽
1371	1372	1373	1374	1375	1376	1377	1378	1379	1380
幾	機	玄	畜	蓄	弦	擁	滋	慈	磁
1381	1382	1383	1384	1385	1386	1387	1388	1389	1390

系	係	孫	懸	却	脚	卸	御	服	命
1391	1392	1393	1394	1395	1396	1397	1398	1399	1400
令	零	齡	冷	領	鈴	勇	通	踊	疑
1401	1402	1403	1404	1405	1406	1407	1408	1409	1410
擬	凝	範	犯	厄	危	宛	腕	苑	怨
1411	1412	1413	1414	1415	1416	1417	1418	1419	1420
柳	卵	留	貿	印	興	酉	酒	酌	酵
1421	1422	1423	1424	1425	1426	1427	1428	1429	1430
酷	酬	醕	酢	醉	配	酸	猶	尊	豆
1431	1432	1433	1434	1435	1436	1437	1438	1439	1440
頭	短	豐	鼓	喜	樹	皿	血	盆	盟
1441	1442	1443	1444	1445	1446	1447	1448	1449	1450
盜	温	監	濫	鑑	猛	盛	塩	銀	恨
1451	1452	1453	1454	1455	1456	1457	1458	1459	1460
根	即	爵	節	退	限	眼	良	朗	浪
1461	1462	1463	1464	1465	1466	1467	1468	1469	1470
娘	食	飯	飲	飢	餓	飾	館	養	飽
1471	1472	1473	1474	1475	1476	1477	1478	1479	1480
既	概	慨	平	呼	坪	評	川	希	凶
1481	1482	1483	1484	1485	1486	1487	1488	1489	1490
胸	離	殺	純	鈍	辛	辞	梓	宰	壁
1491	1492	1493	1494	1495	1496	1497	1498	1499	1500
避	新	薪	親	幸	執	報	叫	糾	収
1501	1502	1503	1504	1505	1506	1507	1508	1509	1510

卑 1511	碑 1512	陸 1513	睦 1514	勢 1515	熱 1516	菱 1517	陵 1518	亥 1519	核 1520
刻 1521	該 1522	効 1523	述 1524	術 1525	寒 1526	釀 1527	讓 1528	壤 1529	孃 1530
毒 1531	素 1532	麥 1533	青 1534	精 1535	請 1536	情 1537	晴 1538	清 1539	靜 1540
責 1541	績 1542	積 1543	債 1544	漬 1545	表 1546	俵 1547	潔 1548	契 1549	喫 1550
害 1551	轄 1552	割 1553	憲 1554	生 1555	星 1556	姓 1557	性 1558	牲 1559	產 1560
隆 1561	峰 1562	縫 1563	扨 1564	寿 1565	鑄 1566	籍 1567	春 1568	椿 1569	泰 1570
秦 1571	寔 1572	奉 1573	俸 1574	棒 1575	謹 1576	勤 1577	漢 1578	嘆 1579	難 1580
華 1581	垂 1582	睡 1583	錘 1584	乘 1585	剩 1586	今 1587	含 1588	吟 1589	念 1590
琴 1591	陰 1592	予 1593	序 1594	預 1595	野 1596	兼 1597	嫌 1598	鎌 1599	謙 1600
廉 1601	西 1602	価 1603	要 1604	腰 1605	票 1606	漂 1607	標 1608	栗 1609	遷 1610
覆 1611	煙 1612	南 1613	楠 1614	献 1615	門 1616	問 1617	閱 1618	閥 1619	間 1620
簡 1621	開 1622	閉 1623	閣 1624	閑 1625	聞 1626	潤 1627	欄 1628	闕 1629	倉 1630

創 1631	非 1632	俳 1633	排 1634	悲 1635	罪 1636	輩 1637	扉 1638	侯 1639	候 1640
決 1641	快 1642	偉 1643	違 1644	緯 1645	衛 1646	韓 1647	干 1648	肝 1649	刊 1650
汗 1651	軒 1652	岸 1653	幹 1654	芋 1655	宇 1656	余 1657	除 1658	徐 1659	叙 1660
途 1661	斜 1662	塗 1663	束 1664	賴 1665	瀨 1666	勅 1667	疎 1668	速 1669	整 1670
劍 1671	險 1672	檢 1673	儉 1674	重 1675	動 1676	勲 1677	働 1678	種 1679	衝 1680
薰 1681	病 1682	痴 1683	痘 1684	症 1685	疾 1686	痢 1687	疲 1688	疫 1689	痛 1690
癖 1691	匿 1692	匠 1693	医 1694	匹 1695	区 1696	枢 1697	殴 1698	欧 1699	抑 1700
仰 1701	迎 1702	登 1703	澄 1704	兇 1705	廢 1706	僚 1707	寮 1708	療 1709	彫 1710
形 1711	影 1712	杉 1713	彩 1714	彰 1715	彦 1716	顏 1717	須 1718	膨 1719	参 1720
慘 1721	修 1722	珍 1723	診 1724	文 1725	対 1726	紋 1727	蚊 1728	齊 1729	劑 1730
濟 1731	齋 1732	肅 1733	墨 1734	樂 1735	藥 1736	率 1737	涉 1738	撰 1739	央 1740
英 1741	映 1742	赤 1743	赦 1744	變 1745	跡 1746	蛮 1747	恋 1748	湾 1749	黄 1750

橫 1751	把 1752	色 1753	絕 1754	艷 1755	肥 1756	甘 1757	紺 1758	某 1759	謀 1760
媒 1761	欺 1762	棋 1763	旗 1764	期 1765	碁 1766	基 1767	甚 1768	勘 1769	堪 1770
貴 1771	遺 1772	遣 1773	舞 1774	無 1775	組 1776	粗 1777	租 1778	祖 1779	阻 1780
查 1781	助 1782	宜 1783	疊 1784	並 1785	普 1786	譜 1787	湿 1788	頭 1789	織 1790
靈 1791	業 1792	撲 1793	僕 1794	共 1795	供 1796	異 1797	翼 1798	洪 1799	港 1800
暴 1801	爆 1802	恭 1803	選 1804	殿 1805	井 1806	困 1807	耕 1808	亞 1809	惡 1810
円 1811	角 1812	觸 1813	解 1814	再 1815	講 1816	購 1817	構 1818	溝 1819	論 1820
倫 1821	輪 1822	偏 1823	遍 1824	編 1825	冊 1826	典 1827	氏 1828	紙 1829	婚 1830
低 1831	抵 1832	底 1833	民 1834	眼 1835	捕 1836	浦 1837	蒲 1838	鋪 1839	補 1840
邸 1841	郭 1842	郡 1843	郊 1844	部 1845	都 1846	郵 1847	邦 1848	鄉 1849	響 1850
郎 1851	廊 1852	盾 1853	循 1854	派 1855	脈 1856	衆 1857	遞 1858	段 1859	鍛 1860
后 1861	幻 1862	司 1863	伺 1864	詞 1865	飼 1866	嗣 1867	舟 1868	舶 1869	航 1870

般	盤	搬	船	艦	艇	瓜	弧	孤	繭
1871	1872	1873	1874	1875	1876	1877	1878	1879	1880
益	暇	敷	来	氣	汽	飛	沈	妻	衰
1881	1882	1883	1884	1885	1886	1887	1888	1889	1890
衷	面	革	靴	霸	声	吳	娛	誤	蒸
1891	1892	1893	1894	1895	1896	1897	1898	1899	1900
承	函	極	牙	芽	邪	雅	穡	番	審
1901	1902	1903	1904	1905	1906	1907	1908	1909	1910
翻	藩	毛	耗	尾	宅	託	為	偽	長
1911	1912	1913	1914	1915	1916	1917	1918	1919	1920
張	帳	脹	髮	展	喪	巢	单	戰	禪
1921	1922	1923	1924	1925	1926	1927	1928	1929	1930
彈	桜	獸	腦	惱	嚴	鎖	拳	誉	獵
1931	1932	1933	1934	1935	1936	1937	1938	1939	1940
鳥	鳴	鶴	烏	薦	鳩	鷄	鳥	暖	媛
1941	1942	1943	1944	1945	1946	1947	1948	1949	1950
援	緩	属	囑	偶	遇	愚	隅	逆	塑
1951	1952	1953	1954	1955	1956	1957	1958	1959	1960
岡	鋼	綱	剛	缶	陶	搖	謠	就	懇
1961	1962	1963	1964	1965	1966	1967	1968	1969	1970
墾	免	逸	晚	勉	象	像	馬	駒	驗
1971	1972	1973	1974	1975	1976	1977	1978	1979	1980
騎	駐	馭	馭	騷	馱	驚	篤	騰	虎
1981	1982	1983	1984	1985	1986	1987	1988	1989	1990

Primitive Elements

The primitive elements listed in this INDEX do not include those treated as kanji in this book, unless there is a change in the writing form and meaning. If you do not find a particular element, consult INDEX IV. The primitive elements here are arranged according to the number of strokes. The numbers beneath them refer to the number of the page on which the primitive element is first introduced.

1 画	丨	ノ	㇇	し	フ				
	28	28	46	46	436				
2 画	ト	ハ	儿	几	勺	㇇	㇇	ナ	リ
	33	36	36	37	37	37	37	48	51
	厶	冂	人	冫	ナ	冂	シ	ミ	㇇
	60	87	116	137	139	172	175	175	183
	㇇	ム	イ	レ	冂	リ	㇇	㇇	冂
	236	244	279	290	315	326	326	326	354
	冂	マ	巳	メ	㇇	㇇	㇇	㇇	㇇
	355	355	357	370	373	396	405	405	412
	㇇	㇇							
	434	434							
3 画	㇇	㇇	㇇	㇇	㇇	㇇	㇇	㇇	㇇
	47	59	67	67	67	89	103	110	112

亼	辶	夂	弋	夂	巾	也	口	广
117	130	134	153	165	169	201	218	220

忄	扌	扌	云	彳	尸	ヨ	彡	冫
221	225	234	246	267	296	311	311	339

么	亠	丰	于	彡	冫	毛	彡
351	358	384	399	409	432	447	449

4 画

母	灬	木	生	亢	夂	弋	戈	亠
57	79	93	114	139	146	154	154	167

云	夭	壬	小	开	殳	彡	去	歹
173	176	196	221	233	239	242	247	257

从	巾	亠	衤	争	尹	艹	彡	宀
289	292	295	301	313	314	319	332	344

亠	牙	屯	圭	丰	彡	夂	亠	巴
359	368	371	378	382	382	396	413	416

冫
448

5 画

四	亠	兴	戊	疋	疋	疋	衤	巾
20	139	144	156	162	166	166	167	171

卅	电	刃	圣	台	禾	水	乍	卉
172	187	222	254	267	282	286	321	331

弗	弟	夂	艮	先	木	丰	夂	疋
338	338	366	373	374	384	385	392	412

10 画	專	莫	雀	堇	莫	韋	菁
	33	105	214	385	385	397	428

11 画	商	竟	雀	曼
	178	190	215	260

12 画	喬	戠	敝	祭
	176	189	293	408

13 画	辟	襄
	372	377

INDEX III

Kanji Arranged in Order of Strokes

The following list contains all the kanji treated in this book, grouped by the number of strokes and ordered according to standard dictionary "radicals." By the time you are finished with PART TWO of this book, you should be proficient at counting strokes. Becoming familiar with the order and assignation of the radical elements, however, will take time and experience.

<p>1 画</p> <p>一 1 乙 71</p> <p>2 画</p> <p>丁 91 七 7 乃 686 九 9 了 97 二 2 人 951 八 8 入 779 刀 83 力 858 匕 444 十 10 又 696</p>	<p>3 画</p> <p>万 64 丈 691 三 3 上 49 下 50 与 1246 丸 44 久 1016 之 1214 乞 462 子 95 亡 485 凡 62 刃 84 勺 68 千 40 及 688 口 11 土 150 士 319</p>	<p>夕 109 大 107 女 98 寸 45 小 105 山 768 川 127 工 76 己 525 巳 2042 干 1648 弓 1231 才 681</p> <p>4 画</p> <p>不 1217 丑 2040 中 39 丹 2038 乏 1215 予 1593</p>	<p>二 互 757 五 5 井 1806 仁 988 今 1587 介 250 佻 964 允 765 元 59 公 784 六 6 内 1019 冎 1811 冗 300 凶 1490 分 781 切 85 刈 1488 勿 1049 匆 1027 化 1008 匹 1695 区 1696</p>	<p>十 升 42 午 568 厄 1415 友 704 双 697 反 722 収 1510 天 428 太 120 夫 838 孔 96 少 106 尺 1070 屯 2033 幻 1862 甘 1190 引 1232 弔 1233 心 595 戸 1076 手 637 支 711 文 1725</p>
--	---	---	---	--

侍	976	姉	413	所	1127	枚	332	空	1317
供	1796	始	747	承	1901	果	1121	糾	1509
依	971	姓	1557	披	805	枝	713	者	1256
佞	1603	委	913	抱	645	梓	200	舍	316
八	989	子	912	抵	1832	枢	1697	芽	1905
具	74	孤	1879	抹	644	欠	1699	苑	1419
典	1827	学	324	押	1114	欧	377	苗	234
免	1972	宗	1100	抽	1106	武	371	若	223
函	1902	官	1271	担	668	步	1698	苦	225
到	755	宙	1109	拍	652	毆	1531	英	1741
制	418	定	382	拐	656	毒	218	茂	360
刷	1069	宛	1417	拒	857	沫	146	茎	715
券	1206	宜	1783	拓	651	河	1237	虎	1990
刺	417	宝	257	拘	654	沸	1107	表	1546
刻	1521	实	1572	拙	769	油	746	迫	282
力	1276	尚	184	招	650	治	137	迭	847
効	1523	尸	1063	扌	1564	沼	795	述	1524
十	1511	屈	1060	抛	669	沿	145	邸	1841
卑	1025	届	1110	扞	740	況	147	金	269
卓	51	山	1961	放	496	泊	636	長	1920
協	872	岡	770	斉	1729	泌	751	門	1616
ム	1720	岬	1115	昆	448	泡	533	阻	1780
叔	718	岳	1330	昇	43	波	803	阿	1295
又	819	岸	1653	昌	25	泣	432	附	1303
受	735	干	1505	明	20	泥	1055	雨	422
口	317	广	1833	易	1051	注	267	青	1534
周	219	店	588	昔	1184	泳	136	非	1632
呼	1485	府	1002	月	19	火	1080		
命	1400	延	392	朋	1399	炊	468	9画	
和	897	弦	1386	肢	714	炎	162		
固	580	弧	1878	肥	1756	版	1213	乘	1585
国	581	彳	883	肩	1077	牛	329	享	311
土	1486	彼	880	肪	494	物	1050	係	1392
垂	1582	往	881	肯	374	画	1170	侯	1639
夜	1037	征	882	育	759	的	69	俊	1014
大	126	径	882	木	1219	盲	486	侵	1148
奇	1094	忠	602	杯	504	直	73	便	991
奈	1573	念	1590	東	785	知	1223	促	1280
奉	1196	怖	623	松	724	祈	1128	俗	968
女	220	性	1558	板	1126	衤	1091	保	997
妹	1889	怪	716	析	1126	突	1319		
妻		戸	1078	林	196				

埋	179	扌	拳	1938	彳	泰	1570	納	1356	配	1436			
夏	296		振	2011		消	144	紋	1727	針	274			
女	姬	849	扌	插	1116		浸	1149	紡	1357	院	1304		
	娘	1471		捕	1836		浜	1332	紛	1358	陷	1315		
	娠	2012		搜	1120		浮	730	翁	786	降	1308		
	娛	1898	女	敏	459		浦	1837	耒	耕	1808	除	1658	
	孫	1393		旅	1048		浴	789	至	耗	1914	陣	1305	
宀	宮	1033		既	1481		流	764		致	756	陸	1310	
	宰	1499	斗	料	1178		淚	1082		航	1870	隹	隻	699
	害	1551	日	時	159		浪	1470		般	1871		飢	1475
	宴	191		書	327	灬	烏	1944	灬	華	1581		馬	1978
	宵	189	月	胸	1491		烈	814		荷	1013		骨	1288
	家	541		望	489		特	246		荻	242		高	307
	容	790		脅	871		珠	258	虫	蚕	523		鬼	2019
寸	射	1249		脇	870		班	1229		蚊	1728			
	將	731		脂	456		畜	1384	衤	衰	1890			
	展	1925		肪	2027	田	畔	1204		衷	1891			
山	峰	1562		胴	182		畝	1017		袖	1108			
	島	1948		能	2004		留	1423	自	被	807	乙	乾	463
	差	554		脈	1856	疒	疾	1686	言	師	1269	彳	偏	1823
巾	席	1193		朗	1469		症	1685		記	529		停	977
	帶	415	木	案	214		疲	1688		訓	341		健	974
	婦	1230		桜	1932		病	1682		託	1917		側	975
广	座	1024		核	1520		益	1881		討	340		偵	981
	庫	589		格	292		真	75	貝	貢	81		偶	1955
	庭	590		桂	198		眠	1835		財	682		偽	1919
弓	弱	1236		校	1278	石	破	806		軒	1652	卩	副	89
彳	徐	1659		根	1461		砲	532	辰	起	526	力	剩	1586
	徒	878		栽	358		祥	1088		辱	2009		動	1676
	從	877		棧	367	禾	称	905	辵	逝	1132		勘	1769
忄	恋	1748		株	222		租	1778		造	281		務	1227
	悅	619		栓	264		秘	904		速	1669	口	唯	556
	恐	613		桑	698		秩	903		逐	539		唱	21
	恥	823		桃	236		竈	536		通	1408		商	439
	恩	606		桐	204		笑	938		遞	1858		問	1617
	恭	1803		梅	460	米	粹	925		途	1661		啓	1085
	息	610	歹	栗	1609		粉	920		透	915		喝	454
	惠	612		殘	808	糸	索	1365	邑	連	287	土	城	356
	悟	622		殊	810		紙	1829	酉	郡	1843		執	1506
	惱	1935		殉	809		純	1494		酌	1429		培	477
	扇	1079		殺	1493		素	1532		酒	1428		基	1767

11 画

埼	153	探	1327	涼	313	聿	肅	1733	鈞	273			
堀	1062	接	672	豕	猪	1262	船	1874	閉	1623			
堂	798	措	1188	猫	244	舶	1869	陰	1592	陰	1592		
女	婆	控	1318	猛	1456	莫	1122	險	1672	險	1672		
婚	1830	推	663	獵	1940	菊	927	陳	1301	陳	1301		
婦	1151	描	670	玄	率	1737	菌	918	陶	1966	陶	1966	
宀	宿	揭	673	王	球	935	菜	734	陪	1299	陪	1299	
寂	720	女	救	現	259	著	1258	陸	1513	陸	1513		
寄	192	教	1254	理	265	菱	1517	隆	1561	隆	1561		
寅	2006	敗	331	瓶	1032	虛	1993	陵	1518	陵	1518		
密	775	齋	1732	產	1560	虫	蚩	518	雨	雪	1143		
尉	1095	斜	1662	田	異	1797	蛇	519	頂	94	頂	94	
巢	1927	断	1136	略	293	術	1525	魚	171	魚	171		
山	崇	方	旋	皿	盛	1457	袋	1006	鳥	1941	鳥	1941	
崎	778	族	1222	盜	1451	規	841	規	1999	鹿	1999		
崩	774	日	曹	眼	1467	視	1093	視	593	麻	593		
巾	帳	月	曾	眺	237	許	569	許	1750	黃	1750		
常	799	脱	498	祭	1102	訟	787	訟	174	黑	174		
康	1159	脚	1396	票	1606	設	708	設	534	龜	534		
庶	1191	腦	1934	章	433	訪	495	訪					
庸	1182	豚	538	穴	窓	749	詛	1073					
弓	張	木	梓	窻	1321	貨	1010	貨					
強	1235	梢	201	室	898	貫	102	貫					
彡	彩	梨	907	移	1239	責	1541	責					
彫	1710	械	677	竹	第	1111	販	726	傍	1015	傍	1015	
得	876	欲	792	笛	1001	符	782	貧	1643	傘	1026	傘	1026
忄	悠	殼	710	笠	939	符	1001	赦	1744	備	1183	備	1183
患	604	液	1038	筥	940	符	1001	軟	470	偉	1643	偉	1643
惡	1810	涯	157	米	粗	1777	軟	470	割	1553	割	1553	
悼	621	渴	451	粘	921	粒	922	轉	1631	創	1631	創	1631
情	1537	溪	840	粒	922	糲	1360	逸	1973	勝	1209	勝	1209
惜	1187	混	450	糲	1360	糲	1360	進	561	募	861	募	861
慘	1721	濟	1731	糲	1360	糲	1360	週	318	勤	1577	勤	1577
扌	捨	澁	1738	糲	1360	糲	1360	逮	1160	博	47	博	47
据	1064	淑	721	糲	1360	糲	1360	郭	1842	善	1035	善	1035
掃	1152	渚	1263	糲	1360	糲	1360	鄉	1849	喚	1042	喚	1042
授	736	涉	372	糲	1360	糲	1360	都	1846	喜	1445	喜	1445
排	1634	深	1328	糲	1360	糲	1360	部	1845	喪	1926	喪	1926
掘	1061	清	1539	糲	1360	糲	1360	郵	1847	喫	1550	喫	1550
掛	674	淡	164	糲	1360	糲	1360	醉	1435	營	1034	營	1034
採	733	添	634	羽	習	574	積	1908	口	圈	1208	圈	1208
					翠	575	野	1596	土	墮	1314	墮	1314

12 画

堤	390	揮	662	渡	1195	落	299	酢	1434
堪	1770	援	1951	湯	546	葬	816	量	177
報	1507	搖	1967	滿	1169	葉	228	里	1495
場	545	搭	646	灣	1749	蛮	1747	金	1622
塀	1056	敢	826	火	1200	街	890	門	1625
壘	1734	散	1189	煮	1257	行	397	閑	1620
塔	254	敬	334	焦	557	裁	398	間	1620
塚	1039	普	1786	然	241	裝	813	階	1309
堅	853	暁	1201	無	1775	裂	1840	隔	1958
大	928	景	314	猶	1438	補	793	隨	1298
女	395	晴	1538	琴	1591	裕	325	隊	1306
媼	1761	最	821	田	1784	覺	345	陽	1300
媒	1950	晶	22	豐	1909	詠	1141	集	559
六	193	替	842	疎	1668	証	380	雇	1083
富	1526	智	1224	痛	1690	証	342	雅	1907
寸	1439	晚	1974	痘	1684	詔	1865	雄	743
尋	1145	暑	1260	痢	1687	詞	1724	雨	423
尤	1969	月	1418	登	1703	診	1139	雲	2028
尸	1953	腕	52	着	555	訴	1487	零	1402
屬	777	朝	1765	短	1442	評	1976	頁	82
嵐	408	期	1923	石	695	象	868	項	1718
巾	407	脹	1763	硬	115	賀	1771	須	129
幅	1381	木	1575	硝	763	貴	1007	順	1474
廣	1706	棒	202	硫	895	貸	831	飲	1473
廢	1852	棚	505	稅	894	貯	194	飯	1171
廊	1931	棟	197	程	436	買	1238		
弓	1857	森	1673	童	941	費	1424	13画	
衆	1398	檢	1272	竹	948	貿	387	催	987
御	875	棺	205	策	945	越	385	傑	999
復	1854	植	1903	等	944	超	1281	債	1544
循	1635	極	1762	筒	947	距	1112	傷	996
悲	614	欠	1097	答	943	輻	303	傾	1011
惑	629	款	811	筆	923	運	1293	働	1678
惰	624	殖	1452	粧	1349	過	1956	僧	982
慌	628	温	366	給	1351	遇	540	力	1515
愉	1638	渦	148	結	1348	遂	552	勢	864
扉	801	減	1800	絞	1375	達	1067	口	1867
掌	665	湖	1388	紫	1754	遲	277	嘆	1579
提	664	港	1788	絕	1347	道	1047	園	585
揚	1043	滋	149	統	1350	遊	1824	土	2024
換		湿		絡		遍			
握		測							

塑 1960
 塗 1663
 塩 1458
 墓 231
 夕 夢 305
 煨 732
 女 嫁 542
 嫌 1598
 宀 寬 226
 寢 1150
 巾 幌 410
 幕 409
 干 幹 1654
 廉 1601
 微 889
 愁 901
 想 609
 意 608
 愚 1957
 愛 737
 感 615
 慈 1389
 慎 630
 慨 1483
 憎 626
 戈 戰 1929
 手 損 666
 搬 1873
 携 687
 揜 1324
 支 鼓 1444
 教 929
 新 1502
 日 暇 1882
 暖 1949
 暗 480
 月 腸 544
 腹 464
 腰 1605
 木 樂 1735

棄 758
 業 1792
 椿 1569
 楠 1614
 楼 930
 止 歲 512
 殿 1805
 滑 1289
 漢 1578
 源 142
 溝 1819
 準 564
 滯 416
 漠 230
 滅 365
 蒲 1838
 溶 791
 淹 537
 火 煙 1612
 煩 163
 照 170
 猷 1615
 猿 403
 廣 痴 1683
 盟 1450
 睡 1583
 督 719
 陸 1514
 石 碁 1766
 碑 1512
 禁 1098
 禍 1291
 禪 1930
 福 1090
 稚 896
 竹 節 1464
 糸 繼 1370
 絹 1368
 統 1345
 罪 1636
 罒 署 1259

置 832
 群 1163
 美 義 641
 羨 553
 耳 聖 825
 艇 1876
 蒸 1900
 蓄 1385
 廬 虞 1995
 虜 1991
 褻 399
 褻 453
 裸 1124
 角 解 1814
 觸 1813
 言 該 1522
 詰 343
 誇 1244
 試 354
 詩 346
 詳 550
 誠 363
 誉 1939
 話 344
 辛 辞 1497
 豆 豐 1443
 貝 資 473
 賈 357
 賈 1004
 賈 80
 賈 1746
 跡 1286
 踐 1284
 跳 1284
 路 1282
 車 較 1277
 載 359
 辰 農 2014
 遠 402
 遣 1773
 違 1644
 酉 酬 1432

酪 1433
 金 鉛 794
 鉍 741
 鉄 846
 鉢 271
 鈔 1480
 鈴 1406
 雨 電 535
 雷 425
 隔 1312
 革 靴 1894
 頁 頑 61
 頌 783
 預 1595
 飼 1866
 飾 1477
 飽 1480
 鳥 鳩 1946

 14 画
 像 1977
 僕 1794
 僚 1707
 鳴 1942
 口 塾 309
 土 境 484
 增 502
 墨 175
 大 奪 566
 嫡 440
 寡 617
 寧 834
 蜜 776
 尸 層 1065
 彰 1715
 彳 德 885
 徵 887
 態 2005
 慕 633

慢 829
 慣 627
 手 摘 657
 歌 469
 旗 1764
 日 暮 232
 曆 213
 膜 233
 木 概 1482
 模 229
 構 1818
 樣 933
 止 歷 376
 穀 917
 演 2007
 漁 172
 漬 1545
 漆 932
 漸 1135
 漕 1175
 滴 442
 漂 1607
 漫 830
 漏 1068
 熊 2003
 獄 338
 疋 疑 1410
 磁 1390
 察 1103
 禾 種 1679
 稻 910
 穴 窪 1323
 立 端 1167
 罰 833
 竹 箇 2029
 管 1273
 算 946
 米 精 1535
 糸 維 1341
 網 1963
 緒 1344

総 1366
 綿 1367
 網 1373
 緑 1371
 練 1343
 聞 1626
 腐 1023
 蕩 1945
 衰 800
 製 419
 複 465
 語 347
 誤 1899
 誌 601
 誓 1133
 説 499
 説 348
 説 598
 認 916
 誘 543
 豪 1409
 踊 1192
 遮 1174
 遭 441
 適 1430
 醇 1431
 酷 1437
 酸 1459
 銀 762
 銃 368
 銃 270
 銅 272
 銘 275
 閣 1624
 閑 2017
 閑 1619
 隱 1313
 際 1296
 障 1297
 雜 562
 雌 563

需 1165
 青 静 1540
 領 1405
 馬 馱 1984
 馱 1983
 馱 1986
 髮 1924
 鬼 魂 2021
 鼻 678

15 画

儀 984
 億 983
 劇 1997
 口 囁 1954
 器 121
 噴 1197
 土 墜 1307
 墳 1198
 嬌 430
 審 1910
 寮 1708
 寸 導 278
 履 1057
 幣 1040
 弊 1041
 影 1712
 徹 886
 慰 1096
 慶 2001
 憂 616
 慮 1996
 憤 1199
 戲 1994
 擊 709
 摩 639
 撮 822
 撤 760
 撲 1793

女 敵 443
 敷 1883
 暫 1134
 暴 1801
 木 横 1751
 槽 1176
 權 571
 標 1608
 欠 飲 570
 潔 1548
 潤 1627
 渴 2039
 潜 844
 潮 141
 澄 1704
 熟 310
 熱 1677
 熱 1516
 皿 監 1453
 盤 1872
 禾 確 567
 稼 893
 稿 892
 穂 909
 穴 窮 1326
 窳 1325
 罷 2032
 竹 箱 942
 範 1413
 糸 縁 1372
 緩 1952
 緊 1374
 繩 1377
 線 1339
 締 1340
 編 1825
 舞 1774
 舖 1839
 蔵 850
 膚 1992
 蝶 521

行 衝 1680
 褒 998
 言 謁 452
 課 1123
 諸 1261
 請 1536
 諾 351
 誕 393
 談 350
 調 349
 論 1820
 贊 843
 貝 賜 1052
 賭 1264
 質 1137
 賞 796
 賠 476
 賓 511
 賦 378
 趣 820
 踏 1287
 輝 302
 車 輩 1637
 輪 1822
 遺 1772
 遵 2031
 遷 1610
 選 1804
 金 銳 500
 鑄 1566
 閱 1618
 雨 震 2010
 靈 1791
 養 1479
 餓 1476
 馬 駒 1979
 駐 1982
 魅 2023
 黑 默 240

16 画

儒 1166
 凝 1412
 土 墾 1971
 壁 1500
 壤 1529
 壇 587
 壞 400
 奮 565
 女 嬢 1530
 尪 611
 憲 1554
 憶 632
 懷 828
 憾 631
 操 671
 擁 1387
 女 整 1670
 曇 424
 木 機 1382
 橋 429
 激 497
 濁 835
 濃 2015
 膨 1719
 樹 1446
 火 燃 510
 獸 1933
 牙 獲 701
 磨 594
 禾 稔 1147
 積 1543
 竹 築 950
 篤 1988
 糖 1158
 糸 縱 1338
 縛 1376
 繁 1337
 縫 1563
 白 興 1426

艸 薰 1681
艸 薪 1503
艸 薦 2000
艸 薄 227
艸 藜 1736
虫 融 1044
虫 衡 891
虫 衛 1646
貝 親 1504
貝 賢 852
言 諮 475
言 謀 1760
言 諭 352
言 誥 1968
言 輸 289
辵 還 837
辵 避 1501
辵 緯 1645
金 錦 411
金 鋼 1962
金 錯 1185
金 錠 383
金 錘 1584
金 鍊 2030
金 錄 1144
金 隣 1311
頁 隸 2036
頁 頭 1441
頁 賴 1665
頁 館 1478

17 画

償 985

優 993
 嚴 1936
 嚇 2026
忄 懇 1970
扌 擦 1104
扌 擬 1411
扌 濯 577
扌 燥 215
爵 爵 1463
儀 儀 643
王 環 836
王 環 1709
療 療 437
瞳 瞳 1221
礁 礁 558
翼 翼 1798
糸 縮 1336
糸 績 1542
糸 織 1790
聽 聽 827
覽 覽 855
言 膳 1211
言 謙 1600
言 謙 1816
言 講 1250
言 謝 1576
言 謹 1576
購 購 1817
車 轄 1552
車 醜 2020
車 鍛 1860
霜 霜 426
頁 頰 373
頁 頰 551
頁 鮮 551
頁 齡 1403

18 画

懲 懲 888
曜 曜 576
濫 濫 1454
疒 癒 2037
疒 癖 1691
瞬 瞬 817
礎 礎 394
穫 穫 908
竹 簡 1621
竹 糧 926
織 織 1334
繕 繕 1335
翻 翻 1911
繭 繭 1880
職 職 824
藤 藤 1210
藩 藩 1912
襟 襟 1099
覆 覆 1611
臨 臨 854
觀 觀 572
贈 贈 503
金 謙 1599
金 鎖 1937
鎮 鎮 276
闕 闕 1629
離 離 1492
難 難 1580
韓 韓 1647
題 題 389
題 題 295
顏 顏 1717

頭 頭 1789
類 類 931
馬 騎 1981
騷 騷 1985
駢 駢 1980
鯉 鯉 176

19 画

瀨 瀨 1666
爆 爆 1802
竹 簿 949
簿 簿 1369
羅 羅 1342
臟 臟 851
艸 艸 1755
藻 藻 2035
霸 霸 1895
識 識 482
譜 譜 1787
警 警 336
鏡 鏡 483
霧 霧 1228
韻 韻 481
頁 願 135
髓 髓 1290
鯨 鯨 315
鷄 鷄 1947
麗 麗 2002

20 画

懸 1394

欄 欄 1628
競 競 434
籍 籍 1567
言 議 642
言 讓 1528
護 護 700
釀 釀 1527
金 鐘 438
響 響 1850
騰 騰 1989

21 画

艦 艦 1875
躍 躍 1285
露 露 1283
頁 顧 1084
顧 顧 1943
魔 魔 2022

22 画

襲 襲 2025
驚 驚 1987

23 画

鑑 1455

appear	顯	1789	auxiliary	陪	1299	bell	鐘	438
appellation	稱	905	awe	敬	334	bell, small	鈴	1406
<i>apple</i>		414	<i>awl</i>		402	belong	屬	1953
apply	応	607	ax	斤	1125	below	下	50
apprehend	逮	1160	axis	軸	1112	<i>belt</i>		172
approve	贊	843				bend	曲	1172
apricot	杏	203				<i>benefit</i>	益	1881
<i>apron</i>		171				benevolence	德	885
arc	弧	1878				bequeath	遺	1772
ardent	烈	814				best regards	宜	1783
argument	論	1820				bestow	与	1246
<i>arm</i>		236				Big Dipper	斗	1177
arm	腕	1418				bin	函	1902
armor	甲	1113				bird	鳥	1941
armpit	脇	870				bird, sign of the	酉	1427
army	軍	301				<i>bird, white</i>		29
aroused	憤	1199				<i>birdhouse</i>		243
arrest	拘	654	babe, newborn	兒	58	black ink	墨	175
arrival	到	755	back	裏	399	black	黑	174
<i>arrow</i>		153	bad	惡	1810	bladder, gall	胆	31
<i>arrowhead</i>		276	badge	章	433	blade	刃	84
art	術	1525	bag	俵	1547	blame	責	1541
<i>artificial</i>		48	baggage	荷	1013	Bldg.	館	1478
artisan	匠	1693	bake	燒	1200	blessing	福	1090
ascend	登	1703	ball	球	935	blind	盲	486
ashes	灰	168	ballot	票	1606	block, printing	版	1213
Asia	亞	1809	bamboo grass	笹	940	<i>blocks, building</i>		324
aside, set	措	1188	bamboo hat	笠	939	blood	血	1448
assault	毆	1698	bamboo	竹	937	blossom	咲	2018
<i>assembly line</i>		289	<i>banner</i>		294	blow	吹	467
assets	資	473	banquet	宴	191	blue	青	1534
assistant	佐	952	barbarian	蠻	1747	blue, navy	紺	1758
association	組	1776	bargain	廉	1601	boar	猪	1262
assurance	確	567	barley	麥	1533	board	搭	646
astray	迷	924	baron	爵	1463	boast	誇	1244
astrigent	澁	1738	barracks	屯	2033	boat	舟	1868
atmosphere	雰	2028	bartending	酌	1429	body	体	957
attack	襲	2025	<i>baseball (team)</i>		18	boil	煮	1257
attend	仕	960	bases	壘	1734	boisterous	騷	1985
attire	装	398	basin	盆	1449	bomb	爆	1802
attitude	態	2005	bathe	浴	789	bond	債	1544
attractive	嬌	430	bay	浦	1837	<i>bone</i>		257
audience	謁	452	beach	岸	1653	<i>bonsai</i>		384
augment	殖	811	beans	豆	1440	book	本	211
auspicious	祥	1088	bear	熊	2003	boom	盛	1457
authority	權	571	beat	擊	709	borrow	借	1186
autumn	秋	900	beautiful woman	媛	1950	bosom	胸	1491
			beauty	美	548			
			beckon	招	650			
			bed	床	592			
			before	先	248			
			beforehand	予	1593			
			beg	乞	462			
			beginning	元	59			
			beguile	惑	614			
			behind	後	1379			

both	兩	1168	<i>building blocks</i>		324	<i>canopy, glass</i>		87
bottom	底	1833	bull's eye	的	69	cap	帽	408
bough	枝	713	bullet	彈	1931	cape	埤	153
boulder	岩	770	bullrush	蒲	1838	capital	京	312
<i>boulevard</i>		267	bundle	束	1664	capsize	覆	1611
boulevard	街	890	bungling	拙	769	captive	虜	1991
<i>bound up</i>		37	burdensome	馱	1986	captured	囚	1018
boundary	境	484	bureau	局	1066	car	車	286
bountiful	豐	1443	bureaucrat	官	1271	carp	鯉	176
bow	弓	1231	burglar	賊	357	carrier	般	1871
bowl	鉢	271	burn	燃	510	carry	運	303
bowstring	弦	1386	bury	埋	179	<i>cart</i>		132
<i>box</i>		405	<i>bushel basket</i>		418	carve	彫	1710
box	箱	942	<i>bushes</i>		382	cash	幣	1040
box, measuring	升	42	bustle	奔	1196	casting	鑄	1566
boy	坊	492	busy	忙	618	castle	城	362
brain	腦	1934	but of course	況	145	cat	貓	244
<i>brains</i>		20	<i>butcher</i>		133	catalpa	梓	1498
branch off	歧	772	butterfly	蝶	521	catch	捕	1836
branch	支	711	buy	買	831	<i>cauldron</i>		79
brandish	揮	662	by means of	以	1028	cause	因	583
<i>breasts</i>		57	<i>by one's side</i>		48	<i>cave</i>		220
breath	息	610	bystander	傍	1015	<i>caverns</i>		320
breed	牧	329				cavity	孔	96
brew	釀	1527				cedar	杉	1713
briar	茨	472				<i>ceiling</i>		15
bribe	賄	80	<i>cabbage</i>		385	celebrate	祝	1089
bridegroom	婿	395	cadet	曹	1173	<i>celery</i>		376
bridge	橋	429	calamity	禍	1291	<i>cell</i>		381
bright	明	20	calculate	算	946	censure	劾	1523
bring up	育	759	calendar	曆	213	center	央	1740
broaden	拓	740	<i>calf, golden</i>		465	<i>cereal</i>		270
brocade	錦	411	call on	訪	495	cereals	穀	917
<i>broom</i>		311	call	呼	1485	ceremony	儀	984
brother, elder	兄	103	<i>calling card</i>		431	chafe	摩	639
brother, younger	弟	1240	calm	穩	1147	<i>chain</i>		37
brown	褐	453	camellia	椿	1569	chain	鎖	1937
<i>brush</i>		145	camp	陣	1305	challenge	挑	658
brush, writing	筆	943	camphor tree	楠	1614	chamber, public	堂	798
brush-stroke	画	1170	can	可	93	change	化	1008
bubble	泡	533	<i>can, aerosol</i>		143	chant	唱	21
<i>buckle</i>		172	can, tin	缶	1965	chapter	課	1123
bud	芽	1905	<i>candle</i>		63	char	焦	557
Buddha	仏	964	<i>candlestick</i>		122	character	字	185
Buddhist priest	僧	982	candy	菓	1122	charcoal	炭	771
Buddhist temple	寺	158	cannon	砲	532	<i>chariot</i>		137
build	建	391	canopy	幌	410	chase	追	1268

chastise	討	340	co-	協	872	congeal	凝	1412
checkup	診	1724	coach	督	719	congratulations	賀	868
cheerful	快	1642	coarse	粗	1777	conjecture	推	663
cherry tree	櫻	1932	<i>cocoon</i>		351	connection	閔	2017
chess piece	棋	1763	cocoon	繭	1880	consent	諾	351
chestnut	栗	1609	code	典	1827	consider	考	1252
chestnut, horse	枋	514	coffin	棺	1272	consign	託	1917
chic	粹	925	coin	錢	368	consolation	慰	1096
chicken	鷄	1947	cold	寒	1526	consort	伴	1203
chief	伯	967	collapse	陷	1315	conspire	謀	1760
<i>chihuahua</i>		112	collar	襟	1099	constancy	恒	620
child	子	95	colleague	僚	1707	constitution	憲	1554
child, with	娠	2012	collide	衝	1680	consult with	諮	475
chirp	鳴	1942	color	色	1753	consume	喫	1550
choose	抉	1074	coloring	彩	1714	consummate	遂	540
chop	析	1126	<i>column</i>		267	contact	觸	1813
<i>chop-seal</i>		355	column	欄	1628	contain	容	790
<i>Christmas tree</i>		383	<i>comb</i>		315	contend	爭	1154
chronicle	紀	1354	<i>come in</i>		251	continue	統	1345
chrysanthemum	菊	927	come	來	1884	contraption	械	677
cinnabar	丹	2038	comfortable	庸	1182	contrast	較	1277
circle	圓	1811	commander	帥	1270	control	轄	1552
circumference	周	317	commandment	戒	676	convenience	便	991
<i>city walls</i>		432	commence	始	747	convex	凸	34
<i>clam</i>		38	committee	委	913	conveyor	搬	1873
clan	藩	1912	commoner	庶	1191	cook	炊	468
clap	拍	652	companion	朋	19	<i>cooking fire</i>		79
class	級	1353	company	社	1092	cool	冷	1404
claw	爪	727	compare	比	447	copper	銅	272
clean	淨	1155	<i>compass</i>		192	copy	寫	1247
clear the land	拓	651	compensation	賠	476	cord	索	1365
clear up	晴	1538	compilation	編	1825	core	奧	928
cleverness	敏	459	complete	了	97	corner	隅	1958
<i>cliff</i>		60	<i>computer</i>		84	cornerstone	礎	394
climate	候	1640	comrade	輩	1637	<i>cornstalk</i>		384
climax	至	753	conceive	叵	33	<i>cornucopia</i>		373
clique	閥	1619	conceal	隱	1313	correct	正	379
<i>cloak</i>		167	concentrated	濃	2015	corridor	廊	1852
<i>clock</i>		387	concept	想	609	cosmetics	粧	923
clod	塊	2024	concerning	就	1969	cottage	舍	316
closed	閉	1623	concurrently	兼	1597	cotton	綿	1367
<i>clothes hanger</i>		436	condolences	弔	1233	country	國	581
<i>clothesline</i>		398	<i>condor</i>		456	country, home	邦	1848
clothing	服	1399	confer	叙	1660	county	郡	1843
<i>cloud of, rising</i>		173	confront	抗	648	courage	勇	1407
cloud	雲	423	Confucian	儒	1166	courts	廷	508
cloudy weather	曇	424	confused	錯	1185	courtyard	庭	590

cow	牛	245	darning	繕	1335	detailed	詳	550
cow, sign of the	丑	2040	dart	矢	1220	detain	留	1423
<i>cowl</i>		87	daughter	娘	1471	determine	定	382
craft	工	76	day	日	12	<i>devil</i>		194
cram school	塾	309	daybreak	曉	1201	dew	露	1283
cramped	狹	1266	daytime	晝	1075	diagonal	斜	1662
crane	鶴	1943	death	死	815	diameter	徑	882
crash	墜	1307	decameron	旬	67	diamond	菱	1517
create	造	281	decay	朽	1243	diarrhea	痢	1687
creek	江	139	deceased	亡	485	<i>dice</i>		446
crest, family	紋	1727	deceit	欺	1762	<i>diced</i>		17
<i>cricket, game of</i>		63	decide	決	1641	difference	違	1644
<i>Cricket, Talking</i>		454	decline	衰	1890	difficult	難	1580
crime	犯	1414	decorate	飾	1477	dig	掘	1061
crimson	紅	1355	decrease	耗	1914	dike	堤	390
criticism	批	649	dedicate	奉	1573	dilate	脹	1923
<i>croak, lidded</i>		142	deed, meritorious	勲	1677	diligence	勤	1577
crossing	辻	279	deep	深	1328	dilute	薄	227
<i>crotch</i>		237	deer	鹿	1999	direction	方	490
crow	鳥	1944	<i>deer</i>		462	director	司	1863
crowded	込	780	<i>deer, painting of</i>		462	<i>dirt</i>		75
<i>crown</i>		137	defeat	負	63	dirty	汚	1245
crown	冠	304	defense	衛	1646	disaster	災	167
crude	朴	207	defer	讓	1528	discard	捨	655
cruel	酷	1431	degenerate	墮	1314	discharge	發	1705
crumble	崩	774	degrees	度	1194	discipline	修	1722
cry	泣	432	deliberation	議	642	disclose	啓	1085
cultivate	培	477	delicate	微	889	disconcerted	慌	624
<i>cup, measuring</i>		317	delicious	旨	455	discontinue	絶	1754
cupfuls	杯	1219	delight	歡	570	discreet	謹	1576
current	流	764	deliver	届	1110	discriminating	識	482
curriculum	歷	376	deluge	洪	1799	discuss	談	350
curtain	幕	409	delusion	妄	487	dish	皿	1447
cut	切	85	demand	需	1165	dislike	嫌	1598
cylinder	筒	944	demolition	壞	400	dispatch	遣	1773
			den	洞	181	display	呈	262
			departed	逝	1132	dispose	処	297
			department	科	1179	dissolve	融	1044
			deposit	預	1595	distant	遠	402
			depression	窪	1323	distinction	差	554
			descend	降	1308	distract	紛	1358
			descendants	昆	448	distress	愁	901
			design	柄	1021	distribute	配	1436
			desk	机	210	disturb	妨	491
			destitution	乏	1215	ditch	堀	1062
			destroy	滅	365	divide	剖	478
			detach	離	1492	<i>divining rod</i>		33

D

<i>dagger</i>		51
dainty	細	1363
dairy products	酪	1433
damage	損	666
damp	湿	1788
dance	舞	1774
dangerous	危	1416
daring	敢	826
darkness	暗	480

do	為	1918	E		enlightenment	悟	622	
doctor	医	1694	each	各	291	enroll	籍	1567
document	誌	601	ear of a plant	穗	909	enter	入	779
<i>dog tag</i>		432	ear	耳	818	entertain	興	1426
dog	犬	238	early	早	26	entice	誘	916
dog, sign of the	(戌)	469	earnings	稼	893	entrails	臟	851
<i>dollar</i>		328	<i>earthworm</i>		371	entrust	囑	1954
domesticate	飼	1866	east	東	504	entwine	絡	1350
don	着	555	easy	易	1051	envious	羨	553
door	戸	1076	eat	食	1472	environs	辺	284
door, front	扉	1638	eaves	宇	1656	epidemic	疫	1689
dormitory	寮	1708	echo	響	1850	equal	匹	1695
dose	劑	1730	ecstasy	悦	619	equestrian	騎	1981
doth	致	756	edge	端	1167	equilibrium	衡	891
<i>double back</i>		185	edict, imperial	詔	342	equip	備	1183
double	倍	992	<i>eel</i>		206	erect	架	869
doubt	疑	1410	egg	卵	1422	erupt	噴	1197
<i>dove</i>		29	ego	我	640	escape	逃	283
Dr.	博	47	eight	八	8	Esq.	樣	933
draft	稿	892	<i>elbow</i>		244	establishment	設	708
<i>drag</i>		434	elder brother	兄	103	esteem	尚	184
dragon	竜	536	elder sister	姉	413	etc.	等	945
dragon, sign of the	辰	2008	elect	選	1804	eternity	永	132
drama	劇	1997	electricity	電	535	ethics	倫	1821
draw near	寄	192	elementary	素	1532	Europe	歐	1699
dreadful	怖	623	elephant	象	1976	evade	避	1501
dream	夢	305	elude	逸	1973	evaluate	評	1487
drift	漂	1607	embarrass	辱	2009	even	平	1484
drink	飲	1474	embrace	抱	645	evening	夕	109
drip	滴	442	eminent	卓	51	eventide	汐	110
drive	驅	1983	emotion	感	615	every	每	458
droop	垂	1582	emperor	皇	261	everywhere	遍	1824
<i>drop of</i>		28	employ	雇	1083	evidence	証	380
drought	乾	463	employee	員	56	exam	校	1278
drown	没	707	empress	后	1861	examination	檢	1673
drowsy	睡	1583	empty	空	1317	example	例	972
<i>drum</i>		362	emulate	倣	979	excel	秀	914
drum	鼓	1444	enclosure	郭	1842	excellent	佳	970
drunk	醉	1435	encounter	遭	1174	exchange	替	842
dry	干	1648	encourage	励	866	exclude	除	1658
<i>ducks, migrating</i>		453	encroach	侵	1148	excuse	免	1972
dull	鈍	1495	end	終	1352	exertion	勉	1975
duplicate	複	465	endure	忍	597	exhaust	尽	1071
duty	役	884	enemy	敵	443	exhort	奨	732
dwell	住	954	England	英	1741	exist	在	685
dwindle	減	366	engrave	刻	1521	exit	出	767
dye	染	509				expand	伸	1118

expense	費	1238	feminine	雌	563	fluid	液	1038
expert	師	1269	fence	塹	1056	flute	笛	1111
explanation	積	1908	<i>fencepost</i>		412	fly	飛	1887
exploits	績	1542	fermentation	酵	1430	<i>flying horse</i>		215
expose	披	805	fertilizer	肥	1756	focus	省	124
exquisite	妙	123	fervent	篤	1988	fog	霧	1228
extent	程	894	few	少	106	fold	折	1130
extinguish	消	144	fiber	維	1341	follow	隨	1298
extract	抄	647	field, rice	田	14	following, the	翌	575
extremity	末	217	fierce	猛	1456	fond	好	99
<i>eye of a needle</i>		46	<i>fiesta</i>		154	<i>food</i>		367
eye	目	15	fight	鬪	1629	foolish	愚	1957
<i>eyeball</i>		20	figure	姿	474	footgear	履	1057
eyeball	眼	1467	file	列	812	foothold	拋	669
<i>eye-dropper</i>		28	filial piety	孝	1253	<i>footprint</i>		159
			finger	指	659	forces	勢	1515
	F		<i>fingerprint</i>		357	ford	涉	372
			<i>fingers</i>		229	forehead	額	295
fabricate	築	950	finish	濟	1731	forest	森	197
face	顏	1717	fire	火	161	forge	鍛	1860
faceup	仰	1701	<i>fireplace</i>		79	forget	忘	596
facsimile	騰	1211	firewood	薪	1503	formerly	曾	501
faction	派	1855	first time	初	404	fortune-telling	占	48
failure	敗	331	fish guts	乙	71	foster	養	1479
faint	幽	1380	fish	魚	171	four	四	4
faith	信	969	<i>fishhook</i>		46	fragrant	薰	1681
fall	落	299	fishing	漁	172	frame	梓	200
falsehood	偽	1919	<i>fist</i>		235	free, set	放	496
family crest	紋	1727	fit	合	253	freight	貨	1010
family name	氏	1828	five	五	5	fresh	鮮	551
fan	扇	1079	<i>flag</i>		296	friend	友	704
fare	賃	1004	flag, national	旗	1764	frolic	戲	1994
farm	畑	166	flats	軒	1652	from	乃	686
fascination	魅	2023	flavor	味	219	front door	扉	1638
fasten	括	661	<i>fledgling</i>		242	front, in	前	290
<i>fat man</i>		32	<i>flesh</i>		19	frost	霜	426
fat	脂	456	flip	翻	1911	frozen	凍	506
fate	命	1400	<i>float</i>		158	frugal	儉	1674
father	父	1274	floating	浮	730	fruit	果	1121
fathom	測	149	flock	群	1163	full	滿	1169
favor	惠	612	<i>flood</i>		67	fundamentals	基	1767
fear	恐	613	<i>floor</i>		15	<i>funnel</i>		428
<i>feathers, tail</i>		1178	flour	粉	920	fur	毛	1913
feathers	羽	573	flourish	榮	326	furrow	畝	1017
fee	料	1178	flower pot	瓶	1032			
feelings	情	1537	<i>flower</i>		103			
fell	伐	994	flower	花	1009			

G					
gain	得 876	graceful	淑 721	<i>hairpin</i>	448
gall bladder	胆 31	graceful	雅 1907	halberd	矛 1225
gamble	賭 1264	grade	段 1859	half	半 1202
game hunting	獵 1940	gradually	徐 1659	<i>halo</i>	366
<i>game of cricket</i>	63	graduate	卒 1025	halt	停 977
garden	苑 1419	<i>grains of rice</i>	274	hand	手 637
garment	衣 396	grains	粒 922	handle	扱 690
gates	門 1616	grandchild	孫 1393	<i>hands, outstretched</i>	236
gather	集 559	grant	賜 1052	<i>hands, two</i>	233
gauze	羅 1342	grasp	把 1752	hang	掛 674
general	總 1366	<i>grass skirt</i>	377	hanging scroll	幅 407
generation	世 28	grass	草 224	happenstance	故 333
genesis	創 1631	grass, bamboo	笹 940	happiness	幸 1505
<i>genie in the bottle</i>	234	grate	擦 1104	harbor	港 1800
<i>genie</i>	234	grave	墓 231	hard up	窮 1326
genius	才 681	<i>graveyard</i>	105	harden	固 580
gentle	妥 728	greatness	傑 999	hare, sign of the	卯 2041
gentleman	士 319	green	綠 1371	harm	害 1551
genuine	純 1494	grind	磨 594	harmony	和 897
germ	菌 918	grip	握 1059	harp	琴 1591
ghost	鬼 2019	grope	探 1327	harvest	穫 908
gigantic	巨 856	<i>ground</i>	75	hat, bamboo	笠 939
gist	趣 820	ground	地 515	hate	憎 626
give	與 1897	groundbreaking	墾 1971	haven	津 328
<i>glass canopy</i>	87	group	團 582	hawser	綱 1963
glossy	艷 1755	grove	林 196	<i>haystack</i>	321
<i>glue</i>	32	grow late	更 694	he	彼 883
<i>gnats</i>	203	<i>grow up</i>	378	head, place on the	頂 94
<i>go in</i>	251	grudge	怨 1420	<i>head</i>	40
Go	碁 1766	guard	守 186	head	頭 1441
<i>goat, mountain</i>	454	guess	察 1103	headland	岬 1115
go-between	仲 956	guest	客 294	heal	療 1709
godown	倉 1630	guidance	導 278	healing	癒 2037
gods	神 1119	<i>guillotine</i>	396	healthy	健 974
going	行 873	guilt	罪 1636	hear	聞 1626
gold	金 269	gulf	灣 1749	hearing	審 1910
<i>golden calf</i>	465	<i>gully</i>	254	heart	心 595
gone	去 750	gun	銃 762	<i>hearth</i>	79
good luck	吉 320	gutter	溝 1819	hearth	炉 1080
good	良 1468	guy	奴 702	heat	熱 1516
goods	品 23			heavens	天 428
goodwill	款 1097			heavy	重 1675
gorge	峽 1265			hedge	垣 154
government office	庁 591			hegemony	霸 1895
grace	恩 606			Heights	阪 1294
				heir	嗣 1867
				<i>helmet</i>	87

H

<i>haiku</i>	俳 1633
hair of the head	髮 1924
<i>hair</i>	447
<i>hair, lock of</i>	447

jurisdiction	領	1405	lecture	講	1816	long	長	1920
just so	是	388	left	左	77	long-distance	距	1281
juvenile	童	436	leg	足	1279	longevity	壽	1565
			<i>leg, wooden</i>		336	longing	欲	792
	K		legitimate wife	嫡	440	look back	顧	1084
<i>kazoo</i>		189	<i>legs, animal</i>		36	look to	臨	854
<i>ketchup</i>		372	<i>legs, human</i>		36	loose	漫	830
<i>key</i>		396	<i>legs, walking</i>		134	lord	主	266
kidnap	拐	656	leisure	閑	1625	lose	失	845
kill	殺	1493	lend	貸	1007	lot	讓	1529
kiln	窯	1325	length	丈	691	love	愛	737
king	王	255	lengthen	張	1921	lovely	麗	2002
<i>knot</i>		295	level	均	160	lower	低	1831
know	知	1223	levy	賦	378	lowly	卑	1511
Korea	韓	1647	license	允	765	loyalty	忠	602
			<i>lidded crock</i>		142	lucidity	澄	1704
			lie down	寢	1150	luck, good	吉	320
	L		lie	詐	1141	lumber	材	683
labor	勞	860	life	生	1555	lunatic	狂	260
lack	欠	466	lightly	輕	717	lungs	肺	414
lacquer	漆	932	lightning bug	螢	518	luxuriant	繁	1337
lad	彥	1716	likeness	如	100			
ladle	勺	68	<i>lily, water</i>		369			
lady	婦	1151	limb	肢	714			
lagoon	潟	2039	limit	限	1466	M		
laid waste	荒	488	line up	陳	1301	made in...	製	419
lake	湖	148	<i>line</i>		267	<i>maestro</i>		334
lament	悼	621	line	線	1339	<i>magic wand</i>		33
lamp	灯	165	lineage	系	1391	magnet	磁	1390
<i>land</i>		75	linen	布	405	mail	郵	1847
land	陸	1513	liner	舶	1869	<i>mailbox</i>		358
<i>lap</i>		142	lips	唇	2013	majestic plural	朕	2027
large	大	107	listen	聽	827	make a deal	商	439
lass	孃	1530	little	小	105	make	作	1142
late, grow	更	694	livelihood	暮	232	male	男	859
laugh	笑	938	lively	活	143	mama	母	101
laundry	濯	577	liver	肝	1649	<i>mandala</i>		260
lazy	惰	629	livestock	畜	1384	<i>mane</i>		448
lead (metal)	鉛	794	load	載	359	maneuver	操	671
leader	將	731	location	場	545	manipulate	掌	801
leaf	葉	228	<i>lock of hair</i>		447	mannerism	癖	1691
leak	漏	1068	lock	錠	383	many	多	108
lean	傾	1011	<i>locket</i>		397	many, how	幾	1381
leap	躍	1285	logic	理	265	map	圖	1180
learn	習	574	loins	腰	1605	<i>march</i>		157
leather	革	1893	loneliness	寂	720	market	市	412
			long time	久	1016	marketing	販	726
						marquis	侯	1639

marriage	婚	1830	mingle	交	1275	N	
marrow	髓	1290	<i>mirror</i>		190	<i>nail</i>	53
marry into	嫁	542	mirror	鏡	483	naked	裸 1124
marsh	沼	137	miscellaneous	雜	562	name	名 112
martyrdom	殉	809	miss	喪	1926	name, family	氏 1828
masculine	雄	743	<i>missile</i>		239	Nara	奈 1094
mask	面	1892	<i>mist</i>		35	national flag	旗 1764
masses	衆	1857	mistake	誤	1899	nativity	誕 393
mat, tatami	畳	1784	mix	混	450	navigate	航 1870
matrimony	姻	584	model	塑	1960	navy blue	紺 1758
matter	事	1156	<i>monk</i>		79	near	近 1129
mausoleum	陵	1518	<i>monkey</i>		306	neck	首 70
me	僕	1794	monkey	猿	403	need	要 1604
meadow	原	134	monkey, sign			<i>needle</i>	18
meal	飯	1473	of the	(申)	469	needle	針 274
measurement	寸	45	<i>monme</i>	匁	1027	<i>needle, eye of</i>	46
measuring box	升	42	month	月	13	negate	否 1218
<i>measuring cup</i>		317	<i>moon</i>		19	negative	不 1217
meat	肉	1022	<i>mop</i>		314	neglect	怠 745
mechanism	機	1382	moreover	且	2034	neighboring	隣 1311
mediator	媒	1761	morning	朝	52	nest	巢 1927
medicine	藥	1736	<i>mosaic</i>		416	netting	網 1373
mediocre	凡	62	mosquito	蚊	1728	new	新 1502
<i>meeting</i>		117	mould	型	680	newborn babe	兒 58
meeting	会	752	Mount	岡	1961	next	次 471
melancholy	憂	616	<i>mountain goat</i>		454	nickname	号 1242
mellow	熟	310	mountain peak	峠	773	night	夜 1037
melodious	朗	1469	mountain stream	溪	840	nightbreak	旦 30
melon	瓜	1877	mountain	山	768	nightfall	晚 1974
melt	溶	791	mourning	忌	599	nine	九 9
membrane	膜	233	mouth	口	11	nitrate	硝 115
memorize	覚	325	move	動	1676	No.	第 1239
<i>mending</i>		162	Mr.	殿	1805	node	節 1464
mention	述	1524	mud	泥	1055	Noh chanting	謡 1968
mercy	慈	1389	mulberry	桑	698	noon	午 568
merit	効	1276	municipality	府	1002	north	北 445
meritorious deed	勲	1677	<i>muscle</i>		265	<i>nose</i>	29
<i>metal</i>		123	muscle	筋	941	nose	鼻 678
method	法	751	music	楽	1735	<i>nostrils</i>	29
metropolis	都	1846	music, play	奏	1571	not yet	未 216
mid-air	宙	1109	musical score	譜	1787	not	勿 1049
<i>migrating ducks</i>		453	mutually	互	757	notebook	帳 1922
military officer	尉	1095	<i>muzzle</i>		188	nothingness	無 1775
milk	乳	729	mysterious	玄	1383	notice, put up a	掲 673
mimic	擬	1411				nourishing	滋 1388
<i>mind, state of</i>		221				now	今 1587
mineral	鉱	741					

nucleus	核	1520	outside	外	111	patrol	巡	285
number	数	929	outskirts	郊	1844	pattern	範	1413
nun	尼	1054	<i>outstretched hands</i>		236	paulownia	桐	204
			<i>oven fire</i>		79	pavilion	亭	311
	O		overall	統	1347	pay respects	伺	1864
oak	柏	199	overcome	克	104	pay	払	738
<i>oaken tub</i>		420	overdo	過	1293	peaceful	泰	1570
obese	肪	494	overflow	濫	1454	peach tree	桃	236
obey	順	129	overgrown	茂	360	peak, mountain	峠	773
occasion	際	1296	overnight	泊	147	pear tree	梨	907
occupation	營	1034	overpowering	豪	543	pearl	珠	258
ocean	洋	549	oversee	監	1453	pedestal	台	744
of	之	1214	overthrow	倒	980	<i>Pegasus</i>		215
office,			owl		449	pelt	皮	802
government	庁	591	<i>oyster</i>		38	penal	懲	888
offering	献	1615		P		penalty	罰	833
officer	吏	693	<i>pack of wild dogs</i>		112	penetrate	徹	886
officer, military	尉	1095	packed	詰	343	<i>pent in</i>		218
oil	油	1107	paddy ridge	畔	1204	people	民	1834
old boy	君	1162	page	頁	60	<i>pepper, red</i>		371
old man	老	1251	pagoda	塔	254	perfect	完	187
old man,			pain	痛	1690	performance	演	2007
venerable	翁	786	paint	塗	1663	perfumed	芳	493
<i>Old West</i>		390	<i>painting of a deer</i>		462	period	期	1765
old woman	婆	804	pair	双	697	<i>perish</i>		191
old	古	16	<i>paper punch</i>		344	permit	許	569
olden times	旧	35	paper	紙	1829	person in charge	係	1392
once upon a time	昔	1184	<i>parade</i>		156	person	人	951
one	一	1	paragraph	項	82	persuade	勸	864
oneself	自	36	parcel post	遞	1858	perusal	覽	855
one-sided	片	1212	parch	燥	215	petition	願	135
only	只	53	pardon	赦	1744	phantasm	幻	1862
ooze	泌	636	parent	親	1504	philosophy	哲	1131
open sea	沖	138	park	園	585	phrase	句	65
open	開	1622	parking	駐	1982	pick up	拾	667
or again	又	696	<i>part of the body</i>		19	pick	採	733
order, imperial	勅	1667	part	分	781	pickling	漬	1545
orders	令	1401	partial	偏	1823	picture	繪	1346
organize	整	1670	particularly	殊	810	pierce	貫	102
orphan	孤	1879	partition	逸	783	piety, filial	孝	1253
other	他	961	parts of speech	詞	1865	pig iron	銑	270
ought	須	1718	party	党	797	pigeon	鳩	1946
outburst	暴	1801	patent	彰	1715	<i>piggy bank</i>		208
<i>outhouse</i>		254	path	路	1282	<i>piglets</i>		208
outline	概	1482	pathetic	哀	401	pillar	柱	268
outlook	觀	572				pinch	摘	657
						pine tree	松	785

pining	慕	633	post, parcel	遞	1858	provisions	糧	926
<i>pinnacl</i>		339	posture	構	1818	prudence	慮	1996
pipe	管	1273	pot, flower	瓶	1032	public chamber	堂	798
pit	坑	306	<i>potato</i>		399	public	公	784
pity	惜	1187	potato	芋	1655	publish	刊	1650
place on the head	頂	94	pottery	陶	1966	pull	引	1232
place	所	1127	pour	注	267	punish	刑	679
placement	置	832	poverty	貧	782	<i>pup tent</i>		408
placenta	胞	531	power	力	858	pupil	瞳	437
<i>plaid</i>		411	pox	痘	1684	<i>puppet</i>		332
plains	野	1596	practice	練	1343	pure	清	1539
plan	案	214	praise	褒	998	purification	齋	1732
plane	削	118	pray	祈	1128	purple	紫	1375
plank	板	724	precious	貴	1771	<i>purse</i>		419
plant	植	205	precipitous	險	1672	pursue	逐	539
plant, rice	稻	910	preface	序	1594	push	押	1114
plantation	栽	358	prefecture	県	513	<i>put in</i>		251
play music	奏	1571	pregnancy	妊	507	put up a notice	揭	673
play	遊	1047	present	現	259	<i>puzzle</i>		291
pleasure	愉	628	presents	贈	503			
pledge	契	1549	pressure	压	152			
plot	計	337	previously	既	1481			
<i>plow</i>		290	price	值	978			
pluck	抽	1106	priest, Buddhist	僧	982	quake	震	2010
plug up	抽	1321	princess	姬	849	quandary	困	579
plug	栓	264	printing block	版	1213	quantity	量	177
plum	梅	460	printing	刷	1069	<i>quarter</i>		323
plump	太	120	prison	獄	338	quasi-	准	560
plural, majestic	朕	2027	private	私	902	queen	妃	527
pocket	懷	828	prize	賞	796	question	問	1617
podium	壇	587	proceed	赴	386	quick	速	1669
poem	詩	346	proclaim	宣	188	quiet	静	1540
Point	岳	1330	products	産	1560	quit	罷	2032
pointed	銳	500	profession	業	1792	<i>quiver</i>		154
poison	毒	1531	profit	利	906			
<i>pole, wooden</i>		93	prohibition	禁	1098			
poles	極	1903	prolong	延	392			
polish	研	675	promise	約	1362	<i>rabbit</i>		457
politics	政	381	promontory	崎	778	radiance	輝	302
pond	池	516	-proof	耐	1164	<i>rag</i>		295
pony	駒	1979	property	財	682	rain	雨	422
pork	豚	538	proportion	割	1553	rainbow	虹	520
portable	携	687	propose	提	665	raise	拳	1938
portent	兆	235	prosperous	昌	25	<i>rake</i>		313
<i>porter</i>		196	prostrated	伏	962	ram, sign of the	(未)	469
possess	有	79	protect	保	997	range	域	356
post	職	824	provisional	仮	966	rank	位	955
						rapidly	疾	1686

Q

R

rapids	瀨	1666	repay	酬	1432	rise up	昇	43
rare	珍	1723	repeatedly	頻	373	<i>rising cloud of</i>		173
rather	寧	834	repel	拒	857	rising sun	旭	27
rat, sign of the	(子)	469	repent	悔	625	risk	冒	18
ratio	率	1737	report	報	1507	ritual	祭	1102
ray	光	119	repress	抑	1700	river	河	146
re-	戾	1081	repudiate	排	1634	<i>road</i>		130
reach out	及	688	reputation	譽	1939	road-way	道	277
read	誦	348	request	求	934	rob	奪	566
reality	實	1572	research	究	1320	robust	壯	321
reap	刈	1488	resemblance	肖	114	rod	棒	1575
rebuke	諭	352	resentment	恨	1460	romance	恋	1748
<i>receipt</i>		358	reside	居	1063	roof	屋	1058
receive	享	308	residence	邸	1841	room	室	754
recess	憩	611	resign	辭	1497	root	根	1461
recitation	詠	345	<i>resin</i>		376	<i>roots</i>		305
<i>reclining</i>		183	resist	抵	1832	<i>rope</i>		37
recollection	憶	632	respect	恭	1803	rope, straw	繩	1377
recommend	薦	2000	respects, pay	伺	1864	rot	腐	1023
record	錄	1144	responsibility	任	1003	rotation	旋	1046
recreation	娛	1898	rest	休	965	round	丸	44
recruit	募	861	restore	復	875	rouse	起	526
rectify	矯	1221	retainer	臣	848	route	途	1661
<i>red pepper</i>		371	retreat	退	1465	row	並	1785
red	赤	1743	return	返	725	rowboat	艇	1876
reed	荻	242	revelation	告	247	rowing	漕	1175
reef	礁	558	revered	尊	1439	rub	抹	644
refined	精	1535	review	閱	1618	rue	慨	1483
reflect	映	1742	revise	訂	339	rule	則	88
reformation	改	528	revolve	轉	420	rumor	說	499
refreshing	涼	313	rhyme	韻	481	run alongside	沿	795
regiment	隊	1306	rhythm	律	874	run	走	384
register	簿	949	<i>ri</i>	里	173	rut	軌	288
regularity	秩	903	rice field	田	14			
reign	治	746	<i>rice, grains of</i>		274			
reject	斥	1138	rice plant	稻	910			
rejoice	喜	1445	<i>rice seedling</i>		374			
relax	安	190	rice	米	919	<i>saber</i>		51
reliant	依	971	ride	乘	1585	saber	劍	1671
religion	宗	1100	ridge, paddy	畔	1204	sack	袋	1006
remainder	殘	808	ridgepole	棟	505	sacrifice	犧	643
remorse	憾	631	ridicule	慢	829	sacrifice, animal	牲	1559
remote	悠	958	right	右	78	sad	悲	1635
remove	撤	760	righteousness	義	641	safeguard	護	700
rend	破	806	<i>rin</i>		178	sagacious	俊	1014
renowned	著	1258	ring	環	836	sail	帆	406
reparation	償	985	riot	亂	72	saké	酒	1428
						<i>salad</i>		319

S

salary	給	1349	seduce	召	86	shoot	射	1249
salt	塩	1458	see	見	57	shop	舗	1839
salutation	礼	1087	seedling	苗	234	short	短	1442
salvation	救	936	seethe	沸	1237	shoulder	肩	1077
same	同	180	seize	獲	701	shouldering	担	668
<i>samurai</i>		143	self	己	525	shout	叫	1508
sand	砂	117	self-effacing	謙	1600	<i>shovel</i>		315
sandwiched	挟	1267	sell	売	323	show	示	1086
sane	康	1159	semi-	準	564	<i>shredder</i>		293
sash	帶	415	send back	還	837	shrine, Shinto	宮	1033
sated	飽	1480	send off	送	2016	shrink	縮	1336
savings	貯	194	sentence	文	1725	sickle	鎌	1599
<i>saw</i>		310	separate	別	90	<i>sickness</i>		404
say	言	335	sequential	循	1854	side	側	975
sayeth	曰	578	set aside	措	1188	sideways	橫	1751
<i>saying</i>		148	set free	放	496	<i>siesta</i>		181
scaffold	棧	367	set	据	1064	<i>sieve</i>		314
<i>scale</i>		400	settlement	納	1356	sigh	嘆	1579
<i>scarecrow</i>		385	seven	七	7	sign of the bird	酉	1427
<i>scarf, top hat and</i>		167	severance	斷	1136	sign of the cow	丑	2040
scatter	散	1189	sew	縫	1563	sign of the dog	(戌)	469
scenery	景	314	sex	性	1558	sign of the dragon	辰	2008
scheme	策	948	shade	陰	1592	sign of the hare	卯	2041
school, cram	塾	309	shadow	影	1712	sign of the hog	亥	1519
<i>schoolhouse</i>		144	shake	振	2011	sign of the horse	(午)	469
<i>scissors</i>		334	<i>shaku</i>	尺	1070	sign of the		
score, musical	譜	1787	<i>shakuhachi</i>		298	monkey	(申)	469
scorn	侮	989	shallow	淺	369	sign of the ram	(未)	469
<i>scorpion</i>		201	shame	恥	823	sign of the rat	(子)	469
<i>scrapbook</i>		429	<i>shape</i>		409	sign of the snake	巳	2042
<i>screwdriver</i>		318	shape	形	1711	sign of the tiger	寅	2006
scribe	記	529	<i>sheaf</i>		370	signature	署	1259
scroll	卷	1207	sheep	羊	547	signpost	標	1608
scroll, hanging	幅	407	sheet of	枚	332	<i>silage</i>		386
sūtra	經	1360	<i>shelf</i>		421	silence	默	240
sea	海	461	shelf	棚	202	silk	絹	1368
sea, open	沖	138	shellfish	貝	54	silkworm	蚕	523
seacoast	浜	1332	<i>shells</i>		38	<i>silver</i>		365
seal	封	156	shield	盾	1853	silver	銀	1459
search	搜	1120	shift	移	898	<i>silverware</i>		367
seasons	季	912	shining	昭	87	similar	似	1029
seat	席	1193	shins	脚	1396	simple	單	1928
seaweed	藻	2035	Shinto shrine	宮	1033	simplicity	簡	1621
second	秒	899	ship	船	1874	sincerity	誠	363
secrecy	密	775	shish kebab	串	603	single	独	522
secret	秘	904	shoes	靴	1894	sink	沈	1888
section	部	1845	<i>shoot</i>		304	Sino-	漢	1578

sire	紳	1361	song	歌	469	<i>St. Bernard dog</i>	60
sister, elder	姊	413	sort of thing	然	241	stab	突 1319
sister, younger	妹	220	sort	類	931	stagnate	滯 416
sit	座	1024	soul	魂	2021	stalk	莖 715
<i>sitting on the ground</i>		180	sound	音	479	<i>stamp</i>	354
six	六	6	soup	汁	140	stamp	印 1425
skeleton	骨	1288	source	源	142	stand up	立 431
sketch	描	670	south	南	1613	standard	規 841
skill	技	712	sovereign	帝	435	<i>staple gun</i>	435
skin	膚	1992	<i>sow</i>		207	<i>staples</i>	359
skirt	裳	800	span	亘	32	star	星 1556
<i>skirt, grass</i>		377	spare time	暇	1882	stare	眺 237
<i>skunk</i>		456	<i>spark</i>		63	starve	餓 1476
slacken	緩	1952	sparkle	晶	22	<i>state of mind</i>	221
slap	撲	1793	<i>sparkler</i>		413	state	州 128
<i>slave</i>		263	speakeeth	申	1117	station	駅 1984
slave	隸	2036	<i>spear</i>		327	statue	像 1977
sleep	眠	1835	special	特	246	stature	背 446
sleeve	袖	1108	specialty	專	46	status quo	狀 239
slender	纖	1790	species	種	1679	status	格 292
<i>slingshot</i>		330	specimen	鑑	1455	steadily	漸 1135
slip out	拔	705	<i>speech</i>		148	steal	盜 1451
slippery	滑	1289	speech, parts of	詞	1865	stealth	竊 1322
slope	坂	723	sphere	圈	1208	steam	蒸 1900
slow	遲	1067	spicy	辛	1496	steel	鋼 1962
small bell	鈴	1406	<i>spike</i>		53	step	踏 1287
smash	碎	116	spindle	錘	1584	stern	嚴 1936
smoke	煙	1612	spine	呂	24	sticky	粘 921
<i>snake</i>		214	spinning	紡	1357	stiff	硬 695
snake	蛇	519	spirit	氣	1885	stimulate	促 1280
snake, sign of the	巳	2042	spirits	靈	1791	stinking	臭 122
snapshot	撮	822	spit	吐	151	stipend	俸 1574
<i>snare</i>		326	splash	沫	218	stirred up	奮 565
snow	雪	1143	splendor	華	1581	stocks	株 222
so-and-so	某	1759	split	裂	813	stomach	胃 29
sociable	懇	1970	sponsor	催	987	stone	石 113
soft	軟	470	<i>spool</i>		240	stop	止 370
soil	土	150	spoon	匕	444	store	店 588
soldier	兵	1331	spot	点	169	storehouse	藏 850
solely	唯	556	spread	敷	1883	storehouse	庫 589
solemn	肅	1733	spring	泉	133	storm	嵐 777
solicit	請	1536	springtime	春	1568	story	階 1309
solution	答	947	<i>sprout</i>		304	straightaway	直 73
somebody	身	1248	spy	偵	981	strand	渚 1263
someone	者	1256	squad	班	1229	strange	奇 126
son	郎	1851	squared jewel	圭	155	strangle	絞 1348
			squeeze	搾	1324	stratum	層 1065

<i>walking legs</i>	134	whale	鯨	315	womb	胎	748
<i>walking stick</i>	28	what	何	1012	wonder	驚	1987
<i>wall</i>	246	<i>wheat</i>		270	<i>wood</i>		93
wall	壁	1500	wheel	輪	1822	<i>wooden leg</i>	336
<i>wand, magic</i>	33	wherefore	由	1105	<i>wooden pole</i>		93
wandering	浪	whirlpool	渦	1292	<i>wool</i>		211
war	戰	<i>whirlwind</i>		139	word	語	347
ward off	防	<i>whiskey bottle</i>		360	<i>words</i>		148
ward	区	<i>white bird</i>		29	work	働	1678
warm	温	white	白	37	world	界	251
warmth	暖	whole	全	263	worship	拜	1564
warrior	武	wholesale	卸	1397	wound	傷	996
warship	艦	wicked	邪	1906	wrap	包	530
wash	洗	<i>wicker basket</i>		417	wretched	慘	1721
waste, laid	荒	wide	広	739	write	書	327
watch over	看	widow	寡	617	writing brush	筆	943
watchtower	楼	wife	妻	1889			
<i>water lily</i>	369	wife, legitimate	嫡	440			
water	水	<i>wild dogs, pack of</i>		112			
water, hot	湯	willow	柳	1421			
waterfall	滝	<i>wind</i>		37			
waver	猶	wind	風	524	<i>yarn</i>		353
waves	波	winding	繰	1369	<i>yawn</i>		185
weak	弱	window	窓	749	year	年	1036
<i>wealth</i>	52	wing	翼	1798	year-end	歳	512
wealth	富	<i>wings</i>		216	yell	喚	1042
<i>weather</i>	174	wink	瞬	817	yellow	黄	1750
<i>weather vane</i>	37	winter	冬	427	yesterday	昨	1140
weave	織	wisdom	智	1224	yield	屈	1060
wee hours	宵	wish	念	1590	yonder	向	183
week	週	wisteria	藤	1210	young	若	223
weekday	曜	witch	魔	2022	younger brother	弟	1240
welcome	迎	with child	娠	2012	younger sister	妹	220
welfare	祉	withdraw	控	1318			
well	井	wither	枯	206			
west	西	withstand	堪	1770	Zen	禪	1930
<i>West, Old</i>	390	woman	女	98	zero	零	1402
wet	潤	woman, beautiful	媛	1950	<i>zoo</i>		166

Y

Z